

CHAVES COUNTY BOARD OF COMMISSIONERS

REGULAR MEETING AGENDA

July 27, 2023 – 9:00 a.m.

**Chaves County Administrative Center – Joseph R. Skeen Building
Commission Chambers - #1 St. Mary's Place**

CALL TO ORDER

PLEDGE OF ALLEGIANCE

DETERMINATION OF QUORUM

APPROVAL OF MINUTES

AGENDA ITEMS

A. PUBLIC HEARING

1. Accept Suggestions and ideas for projects for FY 2025-2029 Infrastructure Capital Improvement Plan (ICIP)

B. AGREEMENTS AND RESOLUTIONS

2. Agreement A-23-030 Ratification between Chaves County and The New Mexico Transportation – Traffic Safety Division
3. Resolution R-23-029 Approval of the 2023 Final Quarter Financial Report
4. Resolution R-23-030 Approve the adoption of the Fiscal Year 2025-2029 infrastructure Capital Improvement Plan (ICIP)
5. Resolution R-23-031 Opposing the listing of the Dunes Sagebrush Lizard as an Endangered Species
6. Resolution R-23-032 Joining the Declaratory Judgement Action filed against the Cabinet Secretary of the General Services Department
7. Resolution R-23-033 Supporting the City of Roswell Proposal to the Reno Air Racing Association
8. Resolution R-23-034 Capital Fixed Asset Inventory as of June 30, 2023
9. Resolution R-23-035 and Agreement A-23-031 between Chaves County and Southeastern New Mexico Economic Development District/Council of Governments for Annual Membership.
10. Resolution R-23-036 Budget Adjustment Resolution FY 2023
11. Resolution R-23-037 Approval of FY 2023-2024 Final Budget

12. Resolution R-23-038 Approving County to "Pickup" PERA Statutory contribution rate increase

C. BID'S/RFP'S

13. EM-24-1 Inmate Medical Services – Emergency Procurement

D. OTHER BUSINESS

14. Ratification of Out of State Travel – Arizona

APPROVAL OF CHECKS

APPROVAL OF REPORTS

UNSCHEDULED COMMUNICATIONS ARE LIMITED TO THREE MINUTES PER VISITOR AND NOT TO EXCEED 15 MINUTES NO FORMAL ACTION IS TAKEN BY THE COMMISSION

- **COUNTY MANAGER'S COMMUNICATIONS**
- **COMMISSIONER'S COMMUNICATIONS**
- **SIGNATURE OF DOCUMENTS**
- **ADJOURNMENT**

If you are an individual with a disability who needs a reader, qualified sign language interpreter, or any form of auxiliary aid or service to attend or participate in the hearing meeting, please contact the County Commissioner's office at 575-624-6600. This should be done at least one week before the meeting. Public documents, including the agenda and minutes, can be provided in various accessible formats. Please contact the County Commissioner's office if a summary or other type of accessible format is needed.

AGENDA ITEM: 1

Public Hearing to accept suggestions and ideas for projects for FY 2025-2029 Infrastructure Capital Improvements Plan (ICIP).

MEETING DATE: July 27, 2023

STAFF SUMMARY REPORT

ACTION REQUESTED BY: Adriana Zapata, Community Development Division

ACTION REQUESTED: Public Hearing for the Chaves County 2025-2029 ICIP

ITEM SUMMARY:

The purpose of this Public Hearing is to seek suggestions and ideas for projects that may be considered for the Chaves County ICIP.

The requirement for a project is to be \$25,000.00 or more, must have a life expectancy of ten years, and must benefit the community.

SUPPORT DOCUMENTS: 2025-2029 Chaves County ICIP Project Summary

SUMMARY BY: Adriana Zapata

TITLE: Community Development Project Specialist

Infrastructure Capital Improvement Plan FY 2025-2029

Chaves County Project Summary

| ID | Year | Rank | Project Title | Category | Funded | 2025 | 2026 | 2027 | 2028 | 2029 | Total | Amount | Phases? |
|-------|------|------|--|---|-----------|-----------|-----------|---------|---------|---------|------------|-----------|---------|
| | | | | | to date | | | | | | Project | Not Yet | |
| 34817 | 2025 | 001 | Chaves County Health Department Building | Facilities - Housing-Related Cap Infrastructure | 825,000 | 5,000,000 | 0 | 0 | 0 | 0 | 5,825,000 | 5,000,000 | Yes |
| 35938 | 2025 | 002 | Chaves Co. Pecos Valley Emergency Dispatch Center | Facilities - Administrative Facilities | 400,000 | 1,200,000 | 0 | 0 | 0 | 0 | 1,600,000 | 1,200,000 | Yes |
| 40931 | 2025 | 003 | Chaves Co. Macho Draw Reno and Repairs | Water - Storm/Surface Water Control | 937,500 | 500,000 | 0 | 0 | 0 | 0 | 1,437,500 | 500,000 | No |
| 26464 | 2025 | 004 | Chaves County Cultural Plaza | Facilities - Cultural Facilities | 0 | 2,100,000 | 0 | 0 | 0 | 0 | 2,100,000 | 2,100,000 | Yes |
| 37412 | 2025 | 005 | Chaves Co. St. Mary's Complex Parking Lots | Facilities - Administrative Facilities | 0 | 270,000 | 0 | 0 | 0 | 0 | 270,000 | 270,000 | No |
| 39564 | 2025 | 006 | Renovations to Ste. D Chaves Co. Complex Bldg. | Facilities - Administrative Facilities | 95,000 | 330,000 | 0 | 0 | 0 | 0 | 425,000 | 330,000 | No |
| 37078 | 2025 | 007 | Chaves Co. Industrial Site and Infra Upgrade | Other - Utilities (publicly owned) | 5,000,000 | 5,000,000 | 0 | 0 | 0 | 0 | 10,000,000 | 5,000,000 | Yes |
| 34816 | 2025 | 008 | Chaves County Cooperative Extension Building | Facilities - Administrative Facilities | 0 | 352,000 | 548,000 | 0 | 0 | 0 | 900,000 | 900,000 | Yes |
| 36174 | 2025 | 009 | Chaves C. Road - W. Brasher Bridge Replacement | Transportation - Highways/Roads/Bridges | 1,750,000 | 250,000 | 0 | 0 | 0 | 0 | 2,000,000 | 250,000 | No |
| 37402 | 2025 | 010 | Chaves Co. E. Pinelodge Road Pavement Preservation | Transportation - Highways/Roads/Bridges | 0 | 1,000,000 | 1,000,000 | 0 | 0 | 0 | 2,000,000 | 2,000,000 | Yes |
| 28244 | 2025 | 011 | Chaves C. Road Department - Structure Replacements | Transportation - Highways/Roads/Bridges | 385,000 | 215,000 | 215,000 | 215,000 | 215,000 | 215,000 | 1,460,000 | 1,075,000 | Yes |

Infrastructure Capital Improvement Plan FY 2025-2029

| | | | | | | | | | | | | | |
|-------|------|-----|---|---|---------|---------|---------|---------|---------|---------|-----------|-----------|-----|
| 25112 | 2025 | 012 | Chaves Co. Walking Trail/Water Retention Pond | Facilities - Housing-Related Cap Infrastructure | 550,000 | 150,000 | 200,000 | 0 | 0 | 0 | 900,000 | 350,000 | Yes |
| 24197 | 2025 | 013 | EGP VFD - Personal Protective Gear | Equipment - Public Safety Equipment | 0 | 50,000 | 0 | 0 | 0 | 0 | 50,000 | 50,000 | No |
| 23078 | 2025 | 015 | Road Department-Purchase Road Vehicles | Vehicles - Public Safety Vehicle | 0 | 180,000 | 180,000 | 180,000 | 180,000 | 180,000 | 900,000 | 900,000 | Yes |
| 30993 | 2025 | 016 | Sierra VFD - Thermal Imaging Cameras | Equipment - Public Safety Equipment | 0 | 40,000 | 0 | 0 | 0 | 0 | 40,000 | 40,000 | No |
| 28233 | 2025 | 018 | Sierra VFD - Emergency Communications Equipment | Equipment - Public Safety Equipment | 0 | 100,000 | 0 | 0 | 0 | 0 | 100,000 | 100,000 | No |
| 24212 | 2025 | 021 | Rio Felix VFD - New Fire Engine | Equipment - Public Safety Equipment | 398,450 | 100,000 | 0 | 0 | 0 | 0 | 498,450 | 100,000 | No |
| 22111 | 2025 | 023 | EGP VFD - Purchase New Radios and Pagers | Facilities - Administrative Facilities | 0 | 40,000 | 0 | 0 | 0 | 0 | 40,000 | 40,000 | No |
| 32591 | 2025 | 024 | JOY Center - Lake Arthur Roof and Equipment | Facilities - Senior Facilities | 0 | 50,000 | 0 | 0 | 0 | 0 | 50,000 | 50,000 | No |
| 36120 | 2025 | 025 | JOY Centers - Passenger Vehicles | Vehicles - Senior Facility Vehicle | 0 | 350,000 | 350,000 | 350,000 | 350,000 | 350,000 | 1,750,000 | 1,750,000 | Yes |
| 29649 | 2025 | 026 | Chaves County Joy Center Vehicle Purchase | Facilities - Senior Facilities | 0 | 111,825 | 111,825 | 117,416 | 123,287 | 123,287 | 587,640 | 587,640 | Yes |
| 28143 | 2025 | 028 | Penasco VFD - New Communications Equipment | Equipment - Public Safety Equipment | 0 | 20,000 | 0 | 0 | 0 | 0 | 20,000 | 20,000 | No |
| 28140 | 2025 | 029 | Penasco VFD - Personal Protective Equipment | Equipment - Public Safety Equipment | 0 | 50,000 | 0 | 0 | 0 | 0 | 50,000 | 50,000 | No |
| 38464 | 2025 | 031 | EGP Purchase and Equip new Brush Truck | Vehicles - Public Safety Vehicle | 109,800 | 100,000 | 0 | 0 | 0 | 0 | 209,800 | 100,000 | No |
| 24219 | 2025 | 032 | Sierra VFD - Purchase new Fire Tanker | Vehicles - Public Safety Vehicle | 0 | 500,000 | 0 | 0 | 0 | 0 | 500,000 | 500,000 | No |

Infrastructure Capital Improvement Plan FY 2025-2029

| | | | | | | | | | | | | | |
|-------|------|-----|--|--|---------|---------|---------|---------|---------|---------|-----------|-----------|-----|
| 23114 | 2025 | 033 | Dunken VFD - Chip Seal Station Parking Lot | Facilities - Fire Facilities | 0 | 100,000 | 0 | 0 | 0 | 0 | 100,000 | 100,000 | Yes |
| 23117 | 2025 | 036 | Dunken VFD - Purchase New/Used Vacuum Tanker | Vehicles - Public Safety Vehicle | 405,893 | 350,000 | 0 | 0 | 0 | 0 | 755,893 | 350,000 | No |
| 19452 | 2025 | 037 | Dunken VFD - Personal Protective Equipment | Equipment - Public Safety Equipment | 0 | 35,000 | 0 | 0 | 0 | 0 | 35,000 | 35,000 | No |
| 34871 | 2025 | 038 | Midway Fire Station 1 Remodel | Facilities - Fire Facilities | 0 | 100,000 | 0 | 0 | 0 | 0 | 100,000 | 100,000 | Yes |
| 31017 | 2025 | 040 | Senior Olympics - New Truck with Trailer | Vehicles - Senior Facility Vehicle | 0 | 65,000 | 0 | 0 | 0 | 0 | 65,000 | 65,000 | No |
| 26463 | 2025 | 041 | Chaves Co. Detention - Vehicles | Vehicles - Public Safety Vehicle | 0 | 150,000 | 0 | 0 | 0 | 0 | 150,000 | 150,000 | No |
| 35968 | 2025 | 042 | Chaves Co Sheriff's Office Mobile Command Unit | Vehicles - Public Safety Vehicle | 0 | 525,000 | 0 | 0 | 0 | 525,000 | 1,050,000 | 1,050,000 | No |
| 40064 | 2025 | 043 | Chaves Co. Purchase new Kitchen Equipment | Facilities - Administrative Facilities | 0 | 50,000 | 0 | 0 | 0 | 0 | 50,000 | 50,000 | No |
| 28139 | 2025 | 044 | Berrendo VFD - Construct New Station #2 | Facilities - Fire Facilities | 200,000 | 700,000 | 0 | 0 | 0 | 0 | 900,000 | 700,000 | Yes |
| 23140 | 2025 | 045 | Rio Felix VFD -Water Well & Pressurized Water Tank | Facilities - Fire Facilities | 0 | 150,000 | 0 | 0 | 0 | 0 | 150,000 | 150,000 | Yes |
| 23141 | 2025 | 046 | Rio Felix VFD - Personal Protective Equipment | Equipment - Public Safety Equipment | 0 | 50,000 | 0 | 0 | 0 | 0 | 50,000 | 50,000 | No |
| 28445 | 2025 | 047 | EGP - Training Room Furniture and Flooring | Facilities - Fire Facilities | 0 | 40,000 | 0 | 0 | 0 | 0 | 40,000 | 40,000 | No |
| 32473 | 2025 | 049 | New Veterans Vans for SENM Transportation Network | Vehicles - Other | 0 | 300,000 | 0 | 0 | 0 | 0 | 300,000 | 300,000 | No |
| 31053 | 2025 | 050 | Chaves Co Sheriff - Public Safety Vehicles | Equipment - Public Safety Equipment | 740,000 | 235,000 | 235,000 | 235,000 | 235,000 | 235,000 | 1,915,000 | 1,175,000 | No |

Infrastructure Capital Improvement Plan FY 2025-2029

| | | | | | | | | | | | | | |
|-------|------|-----|--|---|---|-----------|---------|---------|---------|---------|-----------|-----------|-----|
| 35970 | 2025 | 051 | Chaves Co Sheriff's Training - FATS Machine | Equipment - Public Safety Equipment | 0 | 75,000 | 0 | 0 | 0 | 0 | 75,000 | 75,000 | No |
| 40073 | 2025 | 052 | Chaves Co. Flood Control new Water Truck | Equipment - Public Safety Equipment | 0 | 150,000 | 0 | 0 | 0 | 0 | 150,000 | 150,000 | No |
| 40070 | 2025 | 054 | Chaves Co. Flood new Excavator | Equipment - Public Safety Equipment | 0 | 270,000 | 0 | 0 | 0 | 0 | 270,000 | 270,000 | No |
| 32449 | 2025 | 056 | Chaves Co. Road - New Radios/Radio Equipment | Equipment - Other | 0 | 20,000 | 20,000 | 20,000 | 20,000 | 20,000 | 100,000 | 100,000 | Yes |
| 23077 | 2025 | 057 | Chaves C. Road Department-Maintenance Equipment | Equipment - Other | 0 | 1,050,000 | 450,000 | 800,000 | 700,000 | 750,000 | 3,750,000 | 3,750,000 | Yes |
| 29919 | 2025 | 058 | NM Senior Olympics Van Purchase | Vehicles - Senior Facility Vehicle | 0 | 80,000 | 0 | 0 | 0 | 0 | 80,000 | 80,000 | No |
| 37173 | 2025 | 059 | Chaves Co. Joseph R. Skeen Memorial | Facilities - Arts (other than museums) | 0 | 350,000 | 0 | 0 | 0 | 0 | 350,000 | 350,000 | Yes |
| 36224 | 2025 | 061 | Road - US285 Realignment of Crossroad at Hobson Rd | Transportation - Highways/Roads/Bridges | 0 | 1,150,000 | 0 | 0 | 0 | 0 | 1,150,000 | 1,150,000 | Yes |
| 32478 | 2025 | 062 | Rio Felix New Radio Equipment Purchase | Equipment - Public Safety Equipment | 0 | 25,000 | 0 | 0 | 0 | 0 | 25,000 | 25,000 | No |
| 36082 | 2025 | 063 | Penasco VFD - New Water Tanker | Vehicles - Public Safety Vehicle | 0 | 600,000 | 0 | 0 | 0 | 0 | 600,000 | 600,000 | No |
| 36083 | 2025 | 064 | Penasco VFD - Command Unit | Vehicles - Public Safety Vehicle | 0 | 60,000 | 0 | 0 | 0 | 0 | 60,000 | 60,000 | No |
| 28157 | 2025 | 065 | Midway VFD -Recertify/Repair SCBAs & Spare Bottles | Equipment - Public Safety Equipment | 0 | 25,000 | 0 | 0 | 0 | 0 | 25,000 | 25,000 | No |
| 26420 | 2025 | 066 | Midway VFD - New Radio Equipment | Equipment - Public Safety Equipment | 0 | 25,000 | 0 | 0 | 0 | 0 | 25,000 | 25,000 | No |
| 33802 | 2025 | 067 | Midway VFD EMS Quick Response Unit | Vehicles - Public Safety Vehicle | 0 | 65,000 | 0 | 0 | 0 | 0 | 65,000 | 65,000 | No |
| 26415 | 2025 | 068 | Midway VFD - Chip Seal Station #2 | Facilities - Fire Facilities | 0 | 30,000 | 0 | 0 | 0 | 0 | 30,000 | 30,000 | No |
| 28146 | 2025 | 069 | Midway VFD - Construct Station #3 | Facilities - Fire Facilities | 0 | 750,000 | 0 | 0 | 0 | 0 | 750,000 | 750,000 | Yes |

Infrastructure Capital Improvement Plan FY 2025-2029

| | | | | | | | | | | | | | |
|-------|------|-----|--|--|---------|-----------|---------|-----------|-----------|---|------------|------------|-----|
| 28145 | 2025 | 070 | Midway VFD - Urban Interface Wildland Unit | Vehicles - Public Safety Vehicle | 98,838 | 251,162 | 0 | 0 | 0 | 0 | 350,000 | 251,162 | No |
| 23112 | 2025 | 071 | Dunken VFD -Purchase New Office/Training Equipment | Equipment - Public Safety Equipment | 0 | 25,000 | 0 | 0 | 0 | 0 | 25,000 | 25,000 | Yes |
| 19446 | 2025 | 072 | Dunken VFD - Water Well For Fire Station | Facilities - Administrative Facilities | 0 | 200,000 | 200,000 | 0 | 100,000 | 0 | 500,000 | 500,000 | No |
| 19445 | 2025 | 073 | Dunken VFD - 300 Gallon Slide-In Unit | Equipment - Public Safety Equipment | 0 | 30,000 | 0 | 0 | 0 | 0 | 30,000 | 30,000 | No |
| 35983 | 2025 | 074 | Dunken VFD - All Terrain Vehicle Purchase | Equipment - Public Safety Equipment | 0 | 35,000 | 35,000 | 0 | 0 | 0 | 70,000 | 70,000 | Yes |
| 24187 | 2025 | 075 | Dunken VFD - Purchase & Equip Incident Command Veh | Vehicles - Public Safety Vehicle | 0 | 85,000 | 0 | 0 | 0 | 0 | 85,000 | 85,000 | No |
| 23115 | 2025 | 076 | Dunken VFD - Water Well/Water Storage Tank | Facilities - Fire Facilities | 0 | 150,000 | 0 | 0 | 0 | 0 | 150,000 | 150,000 | Yes |
| 32488 | 2025 | 077 | Sierra VFD #4 In Line Pressure Pump | Facilities - Fire Facilities | 0 | 25,000 | 0 | 0 | 0 | 0 | 25,000 | 25,000 | No |
| 36115 | 2025 | 078 | Sierra VFD - Station 1 Remodel and Addition | Facilities - Fire Facilities | 0 | 1,200,000 | 0 | 0 | 0 | 0 | 1,200,000 | 1,200,000 | Yes |
| 30976 | 2026 | 001 | District 8 New Fire Engine | Vehicles - Public Safety Vehicle | 439,814 | 0 | 100,000 | 0 | 0 | 0 | 539,814 | 100,000 | No |
| 32490 | 2026 | 002 | Sierra VFD Command Vehicle Purchase | Equipment - Public Safety Equipment | 0 | 0 | 80,000 | 0 | 0 | 0 | 80,000 | 80,000 | No |
| 26403 | 2026 | 003 | EGP VFD - Purchase New Command Unit | Equipment - Public Safety Equipment | 0 | 0 | 100,000 | 0 | 0 | 0 | 100,000 | 100,000 | No |
| 28229 | 2026 | 004 | Sierra VFD Fire Engine Purchase | Vehicles - Public Safety Vehicle | 0 | 0 | 400,000 | 0 | 0 | 0 | 400,000 | 400,000 | No |
| 38461 | 2026 | 005 | Chaves County Regional Landfill | Other - Landfills | 0 | 0 | 200,000 | 4,500,000 | 5,300,000 | 0 | 10,000,000 | 10,000,000 | Yes |
| 29670 | 2026 | 006 | Penasco Command Unit Purchase | Equipment - Public Safety Equipment | 0 | 0 | 45,000 | 0 | 0 | 0 | 45,000 | 45,000 | No |

Infrastructure Capital Improvement Plan FY 2025-2029

| | | | | | | | | | | | | | |
|-------|------|-----|--|--|---------|---|---------|---|---|---|---------|---------|----|
| 33793 | 2026 | 007 | Berrendo VFD Radio Communications | Equipment - Public Safety Equipment | 0 | 0 | 25,000 | 0 | 0 | 0 | 25,000 | 25,000 | No |
| 28141 | 2026 | 008 | Penasco VFD - Urban Interface Wildland Unit | Vehicles - Public Safety Vehicle | 104,888 | 0 | 345,112 | 0 | 0 | 0 | 450,000 | 345,112 | No |
| 32596 | 2026 | 009 | JOY Center Lake Arthur Remodel/Repair | Facilities - Senior Facilities | 0 | 0 | 70,000 | 0 | 0 | 0 | 70,000 | 70,000 | No |
| 29654 | 2026 | 010 | Chaves County Joy Center Hotshot Truck Purchases | Facilities - Senior Facilities | 0 | 0 | 100,000 | 0 | 0 | 0 | 100,000 | 100,000 | No |
| 23116 | 2026 | 011 | Dunken VFD - Hydraulic Rescue Equipment | Equipment - Public Safety Equipment | 0 | 0 | 50,000 | 0 | 0 | 0 | 50,000 | 50,000 | No |
| 24210 | 2026 | 012 | Rio Felix VFD - New Urban Interface Brush Unit | Vehicles - Public Safety Vehicle | 104,888 | 0 | 100,000 | 0 | 0 | 0 | 204,888 | 100,000 | No |
| 19450 | 2026 | 015 | Dunken VFD - New Radio Communications Equipment | Equipment - Public Safety Equipment | 0 | 0 | 300,000 | 0 | 0 | 0 | 300,000 | 300,000 | No |
| 35824 | 2026 | 019 | EGP VFD Batteries for Hurst Equipment | Equipment - Other | 0 | 0 | 100,000 | 0 | 0 | 0 | 100,000 | 100,000 | No |
| 29914 | 2026 | 020 | NM Senior Olympics New Vehicle Purchase | Vehicles - Senior Facility Vehicle | 0 | 0 | 50,000 | 0 | 0 | 0 | 50,000 | 50,000 | No |
| 39708 | 2026 | 021 | Purchase and equip new Rescue Pumper | Vehicles - Public Safety Vehicle | 0 | 0 | 650,000 | 0 | 0 | 0 | 650,000 | 650,000 | No |
| 32604 | 2026 | 022 | Rio Felix VFD Urban Inter-face Wildland Unit | Vehicles - Public Safety Vehicle | 113,534 | 0 | 30,000 | 0 | 0 | 0 | 143,534 | 30,000 | No |
| 38488 | 2026 | 023 | Chaves Co Flood Commission - Fuel Island | Facilities - Administrative Facilities | 0 | 0 | 100,000 | 0 | 0 | 0 | 100,000 | 100,000 | No |
| 40057 | 2026 | 024 | CCAC South Side Drainage Improvements | Facilities - Administrative Facilities | 0 | 0 | 170,000 | 0 | 0 | 0 | 170,000 | 170,000 | No |
| 34898 | 2026 | 025 | Rio Felix VFD Purchase new Wildland PPE | Equipment - Public Safety Equipment | 0 | 0 | 50,000 | 0 | 0 | 0 | 50,000 | 50,000 | No |

Infrastructure Capital Improvement Plan FY 2025-2029

| | | | | | | | | | | | | | |
|-------|------|-----|--|--|---------|---|---------|--------|---|---|---------|---------|-----|
| 24188 | 2026 | 026 | EGP VFD - New Skid Unit for Fire/EMS Mule | Equipment - Public Safety Equipment | 0 | 0 | 35,000 | 0 | 0 | 0 | 35,000 | 35,000 | No |
| 36033 | 2026 | 028 | Chaves Co. Flood- Equipment Storage Project | Water - Storm/Surface Water Control | 0 | 0 | 350,000 | 0 | 0 | 0 | 350,000 | 350,000 | Yes |
| 38490 | 2026 | 030 | Berrendo - Purchase enclosed UTV and Rehab Trailer | Equipment - Public Safety Equipment | 0 | 0 | 80,000 | 0 | 0 | 0 | 80,000 | 80,000 | No |
| 38494 | 2026 | 031 | Berrendo VFD Repair and Chip Seal of parking lots. | Facilities - Fire Facilities | 0 | 0 | 250,000 | 0 | 0 | 0 | 250,000 | 250,000 | Yes |
| 35974 | 2026 | 032 | Chaves Co Sheriff's Office Fitness Equipment | Equipment - Public Safety Equipment | 0 | 0 | 35,000 | 35,000 | 0 | 0 | 70,000 | 70,000 | No |
| 40998 | 2026 | 033 | Chaves C. Courthouse Elevator #6 Upgrade | Facilities - Administrative Facilities | 0 | 0 | 124,000 | 0 | 0 | 0 | 124,000 | 124,000 | No |
| 22124 | 2026 | 034 | Chaves County Courthouse - Emergency Generator | Facilities - Other | 400,000 | 0 | 400,000 | 0 | 0 | 0 | 800,000 | 400,000 | No |
| 35947 | 2026 | 035 | Chaves C. Facility Maintenance Vehicle Replacement | Vehicles - Public Safety Vehicle | 0 | 0 | 170,000 | 0 | 0 | 0 | 170,000 | 170,000 | No |
| 35884 | 2026 | 036 | Chaves County Courthouse Chillers | Facilities - Administrative Facilities | 75,000 | 0 | 830,000 | 0 | 0 | 0 | 905,000 | 830,000 | Yes |
| 41000 | 2026 | 037 | Chaves County Courthouse Exterior Painting | Facilities - Administrative Facilities | 0 | 0 | 60,000 | 0 | 0 | 0 | 60,000 | 60,000 | No |
| 28185 | 2026 | 038 | District 8 VFD - New Communications Equipment | Equipment - Public Safety Equipment | 0 | 0 | 35,000 | 0 | 0 | 0 | 35,000 | 35,000 | No |
| 34882 | 2026 | 039 | District 8 Bunker Gear Purchase | Equipment - Public Safety Equipment | 0 | 0 | 50,000 | 0 | 0 | 0 | 50,000 | 50,000 | No |
| 30975 | 2026 | 040 | District 8 Training Equipment | Equipment - Public Safety Equipment | 0 | 0 | 25,000 | 0 | 0 | 0 | 25,000 | 25,000 | No |
| 25149 | 2026 | 041 | District 8 VFD - Purchase/Replace Fire Hose | Equipment - Public Safety Equipment | 0 | 0 | 100,000 | 0 | 0 | 0 | 100,000 | 100,000 | No |

Infrastructure Capital Improvement Plan FY 2025-2029

| | | | | | | | | | | | | | |
|-------|------|-----|--|-------------------------------------|---------|---|---------|---|---|---|---------|---------|-----|
| 19358 | 2026 | 042 | EGP VFD - Purchase New Thermal Imaging Camera | Equipment - Public Safety Equipment | 0 | 0 | 45,000 | 0 | 0 | 0 | 45,000 | 45,000 | No |
| 26407 | 2026 | 043 | EGP VFD - New Communications Equipment | Equipment - Public Safety Equipment | 0 | 0 | 40,000 | 0 | 0 | 0 | 40,000 | 40,000 | No |
| 36117 | 2026 | 044 | Penasco VFD - Elk Fire Station floor repairs. | Facilities - Fire Facilities | 0 | 0 | 65,000 | 0 | 0 | 0 | 65,000 | 65,000 | Yes |
| 19441 | 2026 | 045 | Penasco VFD - Water Storage Tanks | Facilities - Fire Facilities | 0 | 0 | 275,000 | 0 | 0 | 0 | 275,000 | 275,000 | Yes |
| 23134 | 2026 | 046 | Midway VFD - New Video Training Library | Equipment - Public Safety Equipment | 0 | 0 | 50,000 | 0 | 0 | 0 | 50,000 | 50,000 | No |
| 34873 | 2026 | 047 | Midway VFD Purchase Draft Commander 3000 | Equipment - Public Safety Equipment | 0 | 0 | 90,000 | 0 | 0 | 0 | 90,000 | 90,000 | No |
| 35992 | 2026 | 048 | Midway VFD Electric Extrication Tools | Equipment - Public Safety Equipment | 0 | 0 | 150,000 | 0 | 0 | 0 | 150,000 | 150,000 | No |
| 26409 | 2026 | 049 | Midway VFD - Personal Protective Equipment | Equipment - Public Safety Equipment | 0 | 0 | 50,000 | 0 | 0 | 0 | 50,000 | 50,000 | No |
| 19429 | 2026 | 050 | Midway VFD - Water Well/Water Storage Tanks | Facilities - Fire Facilities | 0 | 0 | 480,000 | 0 | 0 | 0 | 480,000 | 480,000 | Yes |
| 28183 | 2026 | 051 | Dunken VFD - Urban Interface Wildland Unit | Vehicles - Public Safety Vehicle | 102,831 | 0 | 107,169 | 0 | 0 | 0 | 210,000 | 107,169 | No |
| 23113 | 2026 | 052 | Dunken VFD - Purchase New Fire Hose/Couplings | Equipment - Public Safety Equipment | 0 | 0 | 25,000 | 0 | 0 | 0 | 25,000 | 25,000 | No |
| 31006 | 2026 | 053 | Sierra VFD - Confined Space Rescue Equipment | Equipment - Public Safety Equipment | 0 | 0 | 120,000 | 0 | 0 | 0 | 120,000 | 120,000 | No |
| 29660 | 2026 | 054 | Sierra VFD Purchase new EMS Unit | Vehicles - Public Safety Vehicle | 0 | 0 | 35,000 | 0 | 0 | 0 | 35,000 | 35,000 | No |
| 32489 | 2026 | 055 | Sierra VFD Urban Inter-Face Wildland Unit Purchase | Vehicles - Public Safety Vehicle | 135,000 | 0 | 65,000 | 0 | 0 | 0 | 200,000 | 65,000 | No |

Infrastructure Capital Improvement Plan FY 2025-2029

| | | | | | | | | | | | | | |
|-------|------|-----|--|---|---------|---|---------|---------|---------|---------|-----------|-----------|-----|
| 26455 | 2026 | 056 | Sierra VFD - Concrete Pad/Repairs Station #3 | Facilities - Fire Facilities | 0 | 0 | 35,000 | 0 | 0 | 0 | 35,000 | 35,000 | Yes |
| 30988 | 2026 | 057 | Sierra VFD - Fire Engine Purchase | Vehicles - Public Safety Vehicle | 0 | 0 | 350,000 | 0 | 0 | 0 | 350,000 | 350,000 | No |
| 26471 | 2027 | 001 | Road Dept - McGaffey Road Pavement Preservation | Transportation - Highways/Roads/Bridges | 0 | 0 | 0 | 530,000 | 500,000 | 0 | 1,030,000 | 1,030,000 | Yes |
| 22108 | 2027 | 002 | Road Dept -West Berrendo Rd. Pavement Preservation | Transportation - Highways/Roads/Bridges | 0 | 0 | 0 | 531,250 | 531,250 | 506,250 | 1,568,750 | 1,568,750 | Yes |
| 28207 | 2027 | 003 | Chaves County Voting Warehouse | Facilities - Other | 0 | 0 | 0 | 400,000 | 350,000 | 0 | 750,000 | 750,000 | Yes |
| 31086 | 2027 | 004 | Penasco VFD - Slide In Unit | Equipment - Public Safety Equipment | 0 | 0 | 0 | 50,000 | 0 | 0 | 50,000 | 50,000 | No |
| 38458 | 2027 | 005 | Detention Center Recessed Fire Suppression Heads | Facilities - Administrative Facilities | 0 | 0 | 0 | 250,000 | 0 | 0 | 250,000 | 250,000 | No |
| 38469 | 2027 | 006 | EGP Purchase and Equip new Pumper | Vehicles - Public Safety Vehicle | 462,080 | 0 | 0 | 488,000 | 0 | 0 | 950,080 | 488,000 | No |
| 40751 | 2027 | 007 | JOY Center Fire Suppression Control Panel | Facilities - Senior Facilities | 0 | 0 | 0 | 35,000 | 0 | 0 | 35,000 | 35,000 | No |
| 33769 | 2027 | 010 | Senior Olympics - Transit Van Purchase | Vehicles - Senior Facility Vehicle | 0 | 0 | 0 | 70,000 | 0 | 0 | 70,000 | 70,000 | No |
| 37483 | 2027 | 012 | Chaves Co Flood Control STORMX Netting Trash Traps | Water - Storm/Surface Water Control | 0 | 0 | 0 | 100,000 | 0 | 0 | 100,000 | 100,000 | No |
| 37413 | 2027 | 013 | Chaves County Admin. Center Concrete Repairs | Facilities - Administrative Facilities | 0 | 0 | 0 | 300,000 | 0 | 0 | 300,000 | 300,000 | No |
| 34843 | 2027 | 015 | Sierra VFD New Physical Fitness Equipment | Equipment - Public Safety Equipment | 0 | 0 | 0 | 25,000 | 0 | 0 | 25,000 | 25,000 | No |
| 24186 | 2027 | 016 | Dunken VFD - Purchase Rescue Air Bags & Equipment | Equipment - Public Safety Equipment | 0 | 0 | 0 | 50,000 | 0 | 0 | 50,000 | 50,000 | No |
| 41001 | 2027 | 019 | Chaves Co. Administration Center | Facilities - Administrative Facilities | 0 | 0 | 0 | 230,000 | 0 | 0 | 230,000 | 230,000 | No |

Infrastructure Capital Improvement Plan FY 2025-2029

Exterior Repairs

| | | | | | | | | | | | | | |
|-------|------|-----|--|--|---------|---|---|---------|-----------|-----------|------------|------------|-----|
| 40059 | 2027 | 020 | CCCH Variable Frequency Drives for Pump Motors | Facilities - Administrative Facilities | 0 | 0 | 0 | 200,000 | 0 | 0 | 200,000 | 200,000 | No |
| 38459 | 2027 | 021 | Chaves Co. Regional Events Center | Facilities - Convention Facilities | 0 | 0 | 0 | 250,000 | 4,500,000 | 5,300,000 | 10,050,000 | 10,050,000 | Yes |
| 33782 | 2027 | 022 | Berrendo VFD - New Skid Unit | Equipment - Public Safety Equipment | 0 | 0 | 0 | 60,000 | 0 | 0 | 60,000 | 60,000 | No |
| 33783 | 2027 | 023 | Berrendo VFD Engine upgrade | Equipment - Public Safety Equipment | 0 | 0 | 0 | 50,000 | 0 | 0 | 50,000 | 50,000 | No |
| 26428 | 2027 | 025 | Berrendo VFD - New Water Tanker | Equipment - Public Safety Equipment | 0 | 0 | 0 | 600,000 | 0 | 0 | 600,000 | 600,000 | No |
| 23094 | 2027 | 026 | District 8 VFD - New Fire Station Addition | Facilities - Fire Facilities | 0 | 0 | 0 | 40,000 | 530,000 | 0 | 570,000 | 570,000 | Yes |
| 25148 | 2027 | 027 | District 8-Urban Interface Wildland Fire Apparatus | Vehicles - Public Safety Vehicle | 0 | 0 | 0 | 250,000 | 0 | 0 | 250,000 | 250,000 | No |
| 23106 | 2027 | 029 | District 8 VFD - New/Used Water Tender | Vehicles - Public Safety Vehicle | 0 | 0 | 0 | 350,000 | 0 | 0 | 350,000 | 350,000 | No |
| 38489 | 2027 | 030 | Chaves Co. Flood Control - Wash Pad | Facilities - Other | 0 | 0 | 0 | 50,000 | 0 | 0 | 50,000 | 50,000 | No |
| 35823 | 2027 | 031 | EGP VFD Rebuild Water Tanker | Vehicles - Public Safety Vehicle | 0 | 0 | 0 | 200,000 | 0 | 0 | 200,000 | 200,000 | No |
| 19360 | 2027 | 032 | EGP VFD - Purchase Training Equipment | Equipment - Public Safety Equipment | 0 | 0 | 0 | 40,000 | 0 | 0 | 40,000 | 40,000 | No |
| 35995 | 2027 | 033 | Midway VFD - Purchase Mobile Fire Pump Tester. | Equipment - Public Safety Equipment | 0 | 0 | 0 | 100,000 | 0 | 0 | 100,000 | 100,000 | No |
| 35994 | 2027 | 034 | Midway VFD - SCBA Fill Station | Equipment - Public Safety Equipment | 0 | 0 | 0 | 150,000 | 0 | 0 | 150,000 | 150,000 | No |
| 32603 | 2027 | 035 | Dunken VFD - Urban Interface Wildland Unit #3 | Vehicles - Public Safety Vehicle | 113,534 | 0 | 0 | 300,000 | 0 | 0 | 413,534 | 300,000 | No |
| 34841 | 2027 | 036 | Sierra VFD New EMS Vehicle | Vehicles - Public Safety Vehicle | 0 | 0 | 0 | 40,000 | 0 | 0 | 40,000 | 40,000 | No |

Infrastructure Capital Improvement Plan FY 2025-2029

| | | | | | | | | | | | | | |
|-------|------|-----|--|---|---------|---|---|---------|-----------|---|-----------|-----------|-----|
| 34840 | 2027 | 037 | Sierra Sta. 2 Concrete Pad | Facilities - Fire Facilities | 0 | 0 | 0 | 50,000 | 0 | 0 | 50,000 | 50,000 | No |
| 26451 | 2027 | 038 | Sierra VFD - New Fire Engine | Vehicles - Public Safety Vehicle | 0 | 0 | 0 | 500,000 | 0 | 0 | 500,000 | 500,000 | No |
| 30994 | 2027 | 039 | Sierra VFD - Personal Protective Equipment | Equipment - Public Safety Equipment | 0 | 0 | 0 | 30,000 | 0 | 0 | 30,000 | 30,000 | No |
| 32484 | 2027 | 040 | Sierra VFD Drill New Water Well for Station #3 | Facilities - Fire Facilities | 0 | 0 | 0 | 50,000 | 0 | 0 | 50,000 | 50,000 | No |
| 34839 | 2027 | 041 | Sierra VFD Station Remodel | Facilities - Fire Facilities | 0 | 0 | 0 | 500,000 | 0 | 0 | 500,000 | 500,000 | Yes |
| 32491 | 2027 | 042 | Sierra VFD New Asphalt Training Pad | Facilities - Fire Facilities | 0 | 0 | 0 | 50,000 | 0 | 0 | 50,000 | 50,000 | No |
| 31020 | 2028 | 001 | Senior Olympics - Office Equip and Furnishings | Facilities - Administrative Facilities | 0 | 0 | 0 | 0 | 60,000 | 0 | 60,000 | 60,000 | No |
| 32601 | 2028 | 002 | Midway Water Tender | Vehicles - Public Safety Vehicle | 437,102 | 0 | 0 | 0 | 200,000 | 0 | 637,102 | 200,000 | No |
| 24194 | 2028 | 003 | EGP VFD - Recertification of SCBA | Equipment - Public Safety Equipment | 0 | 0 | 0 | 0 | 30,000 | 0 | 30,000 | 30,000 | No |
| 34848 | 2028 | 004 | Sierra VFD Rescue Truck Purchase | Vehicles - Public Safety Vehicle | 0 | 0 | 0 | 0 | 250,000 | 0 | 250,000 | 250,000 | Yes |
| 24208 | 2028 | 005 | Penasco VFD - Video Training Library | Equipment - Public Safety Equipment | 0 | 0 | 0 | 0 | 45,000 | 0 | 45,000 | 45,000 | No |
| 35978 | 2028 | 006 | CCSO Purchase 125 KVA Generator | Equipment - Public Safety Equipment | 0 | 0 | 0 | 0 | 150,000 | 0 | 150,000 | 150,000 | No |
| 22107 | 2028 | 007 | Road - West Country Club Rd. Pavement Preservation | Transportation - Highways/Roads/Bridges | 0 | 0 | 0 | 0 | 3,118,750 | 0 | 3,118,750 | 3,118,750 | Yes |
| 40072 | 2028 | 008 | Chaves Co. Flood Control new Cat Bulldozer | Vehicles - Public Safety Vehicle | 0 | 0 | 0 | 0 | 55,000 | 0 | 55,000 | 55,000 | No |
| 29648 | 2028 | 009 | Roswell Joy Center Air Conditioner Replacement | Facilities - Senior Facilities | 0 | 0 | 0 | 0 | 100,000 | 0 | 100,000 | 100,000 | No |
| 34849 | 2028 | 013 | Sierra VFD New Air Packs and Bottles | Equipment - Public Safety | 0 | 0 | 0 | 0 | 50,000 | 0 | 50,000 | 50,000 | No |

Infrastructure Capital Improvement Plan FY 2025-2029

| Equipment | | | | | | | | | | | | | |
|-----------|------|-----|--|--|---------|---|---|---|-----------|--------|-----------|-----------|-----|
| 28419 | 2028 | 014 | Sierra VFD New Fire Engine | Vehicles - Public Safety Vehicle | 439,814 | 0 | 0 | 0 | 160,186 | 0 | 600,000 | 160,186 | No |
| 28188 | 2028 | 015 | Dunken VFD - Urban Interface Wildland Unit #2 | Vehicles - Public Safety Vehicle | 102,831 | 0 | 0 | 0 | 107,169 | 0 | 210,000 | 107,169 | No |
| 32502 | 2028 | 016 | Sierra VFD Physical Fitness Equip. Purchase | Equipment - Other | 0 | 0 | 0 | 0 | 25,000 | 0 | 25,000 | 25,000 | No |
| 35944 | 2028 | 017 | Chaves Co. Admin. Center HVAC System Replacement | Facilities - Administrative Facilities | 0 | 0 | 0 | 0 | 1,432,000 | 0 | 1,432,000 | 1,432,000 | Yes |
| 33798 | 2028 | 018 | Berrendo VFD New 105' Aerial Ladder Truck | Equipment - Public Safety Equipment | 0 | 0 | 0 | 0 | 1,250,000 | 0 | 1,250,000 | 1,250,000 | No |
| 19355 | 2028 | 019 | EGP VFD - Purchase Haz-Mat Equipment | Equipment - Public Safety Equipment | 0 | 0 | 0 | 0 | 40,000 | 0 | 40,000 | 40,000 | No |
| 34973 | 2028 | 020 | Roswell JOY Center new Fire Suppression System | Facilities - Senior Facilities | 0 | 0 | 0 | 0 | 25,000 | 0 | 25,000 | 25,000 | No |
| 22115 | 2028 | 021 | Rio Felix VFD - Search & Rescue ATVs | Vehicles - Public Safety Vehicle | 0 | 0 | 0 | 0 | 25,000 | 25,000 | 50,000 | 50,000 | Yes |
| 33785 | 2028 | 022 | Berrendo VFD Personal Protective Equip. | Equipment - Public Safety Equipment | 0 | 0 | 0 | 0 | 50,000 | 0 | 50,000 | 50,000 | No |
| 32586 | 2028 | 023 | JOY Center - Midway Improvements | Facilities - Senior Facilities | 0 | 0 | 0 | 0 | 80,000 | 0 | 80,000 | 80,000 | No |
| 40060 | 2028 | 024 | Chaves Co. Road Dept. Exterior Painting upgrades | Facilities - Administrative Facilities | 0 | 0 | 0 | 0 | 68,000 | 0 | 68,000 | 68,000 | No |
| 40071 | 2028 | 025 | Chaves Co. Flood new Auto Car Transport | Vehicles - Public Safety Vehicle | 0 | 0 | 0 | 0 | 88,000 | 0 | 88,000 | 88,000 | No |
| 41003 | 2028 | 026 | Chaves C. Courthouse Roof Replacement | Facilities - Administrative Facilities | 0 | 0 | 0 | 0 | 500,000 | 0 | 500,000 | 500,000 | No |
| 41004 | 2028 | 027 | Chaves Co. Road Dept. Facility Improvements | Facilities - Other | 0 | 0 | 0 | 0 | 550,000 | 0 | 550,000 | 550,000 | No |

Infrastructure Capital Improvement Plan FY 2025-2029

| | | | | | | | | | | | | | |
|-------|------|-----|--|---|---|---|---|---|-----------|-----------|------------|------------|-----|
| 41008 | 2028 | 028 | CCSO Sub-station Improvements in Hagerman | Facilities - Other | 0 | 0 | 0 | 0 | 120,000 | 0 | 120,000 | 120,000 | No |
| 40056 | 2028 | 029 | Chaves Co. Regional Mental Health Facility | Facilities - Housing-Related Cap Infrastructure | 0 | 0 | 0 | 0 | 250,000 | 9,800,000 | 10,050,000 | 10,050,000 | No |
| 25147 | 2028 | 030 | District 8 - Upgrade Office Furniture & Equipment | Equipment - Public Safety Equipment | 0 | 0 | 0 | 0 | 30,000 | 0 | 30,000 | 30,000 | No |
| 19359 | 2028 | 031 | EGP VFD - Construct New Main Station 3 | Facilities - Fire Facilities | 0 | 0 | 0 | 0 | 1,200,000 | 0 | 1,200,000 | 1,200,000 | Yes |
| 34844 | 2028 | 032 | Sierra VFD New 105' Aerial Ladder Truck | Vehicles - Public Safety Vehicle | 0 | 0 | 0 | 0 | 1,500,000 | 0 | 1,500,000 | 1,500,000 | No |
| 34845 | 2028 | 033 | Sierra VFD Station 3 Remodel Expansion | Facilities - Fire Facilities | 0 | 0 | 0 | 0 | 150,000 | 0 | 150,000 | 150,000 | No |
| 40069 | 2029 | 001 | Chaves Co. Flood Dept. new Dump Trucks | Vehicles - Public Safety Vehicle | 0 | 0 | 0 | 0 | 0 | 470,000 | 470,000 | 470,000 | No |
| 40982 | 2029 | 002 | Chaves Co. Flood Commision Carports | Other - Other | 0 | 0 | 0 | 0 | 0 | 15,500 | 15,500 | 15,500 | No |
| 41009 | 2029 | 003 | Chaves Co. Courthouse Parking Lot Improvements | Other - Other | 0 | 0 | 0 | 0 | 0 | 40,000 | 40,000 | 40,000 | No |
| 41010 | 2029 | 004 | Chaves Co. Facility Maintenance Equipment | Equipment - Other | 0 | 0 | 0 | 0 | 0 | 210,000 | 210,000 | 210,000 | No |
| 41011 | 2029 | 005 | Chaves Co. Admin Center Lighting Improvements | Facilities - Administrative Facilities | 0 | 0 | 0 | 0 | 0 | 80,000 | 80,000 | 80,000 | Yes |
| 41039 | 2029 | 006 | Chaves Co. Courthouse Lighting Improvement | Facilities - Administrative Facilities | 0 | 0 | 0 | 0 | 0 | 110,000 | 110,000 | 110,000 | No |
| 41041 | 2029 | 007 | Chaves C. Facility Maintenance Improvement | Facilities - Administrative Facilities | 0 | 0 | 0 | 0 | 0 | 500,000 | 500,000 | 500,000 | No |
| 26405 | 2029 | 008 | EGP VFD -Drill Water Well & Pressurized Water Tank | Facilities - Fire Facilities | 0 | 0 | 0 | 0 | 0 | 600,000 | 600,000 | 600,000 | Yes |

Infrastructure Capital Improvement Plan FY 2025-2029

| | | | | | | | | | | | | |
|-------|----------|---|-------------------------------------|---------|---|---|---|---|-----------|-----------|-----------|-----|
| 41092 | 2029 009 | EGP VFD Purchase of an Air Boat | Equipment - Public Safety Equipment | 0 | 0 | 0 | 0 | 0 | 250,000 | 250,000 | 250,000 | No |
| 34889 | 2029 010 | District 8 Re-Certify SCBA's and Bottles | Equipment - Public Safety Equipment | 0 | 0 | 0 | 0 | 0 | 45,000 | 45,000 | 45,000 | No |
| 19381 | 2029 011 | Rio Felix VFD - New Fire Station | Facilities - Fire Facilities | 0 | 0 | 0 | 0 | 0 | 650,000 | 650,000 | 650,000 | Yes |
| 34874 | 2029 012 | Midway VFD Purchase new Data Tracking System | Equipment - Public Safety Equipment | 0 | 0 | 0 | 0 | 0 | 100,000 | 100,000 | 100,000 | No |
| 35996 | 2029 013 | Midway VFD Elevated Stream Apparatus | Vehicles - Public Safety Vehicle | 100,000 | 0 | 0 | 0 | 0 | 1,300,000 | 1,400,000 | 1,300,000 | No |
| 24184 | 2029 014 | Dunken VFD - Fuel Pump/Supply System | Facilities - Fire Facilities | 0 | 0 | 0 | 0 | 0 | 222,000 | 222,000 | 222,000 | No |
| 19451 | 2029 015 | Dunken VFD - Self-Contained Breathing Apparatus | Equipment - Public Safety Equipment | 0 | 0 | 0 | 0 | 0 | 45,000 | 45,000 | 45,000 | No |
| 34851 | 2029 016 | Sierra VFD New Fire Engine Purchase | Vehicles - Public Safety Vehicle | 300,000 | 0 | 0 | 0 | 0 | 100,000 | 400,000 | 100,000 | No |
| 34852 | 2029 017 | Sierra VFD New Command Vehicle Purchase | Vehicles - Public Safety Vehicle | 0 | 0 | 0 | 0 | 0 | 80,000 | 80,000 | 80,000 | No |
| 34853 | 2029 019 | Sierra VFD New Communications Equipment | Equipment - Public Safety Equipment | 0 | 0 | 0 | 0 | 0 | 50,000 | 50,000 | 50,000 | No |
| 38487 | 2029 020 | Chaves Co. Flood -compact multi terrain loader | Equipment - Public Safety Equipment | 0 | 0 | 0 | 0 | 0 | 150,000 | 150,000 | 150,000 | No |
| 34854 | 2029 021 | Sierra VFD Dive Team Boat | Vehicles - Public Safety Vehicle | 0 | 0 | 0 | 0 | 0 | 60,000 | 60,000 | 60,000 | No |
| 30981 | 2029 022 | Sierra VFD New Water Tender | Vehicles - Public Safety Vehicle | 0 | 0 | 0 | 0 | 0 | 500,000 | 500,000 | 500,000 | No |
| 31161 | 2029 023 | Roswell JOY Center Walk-In Refrigerator/Freezer | Facilities - Senior Facilities | 0 | 0 | 0 | 0 | 0 | 70,000 | 70,000 | 70,000 | No |

Number of projects: 200

| | Funded to date: | Year 1: | Year 2: | Year 3: | Year 4: | Year 5: | Total Project Cost: | Total Not Yet Funded: |
|---------------------|-----------------|------------|------------|------------|------------|------------|---------------------|-----------------------|
| Grand Totals | 15,326,797 | 27,634,986 | 11,136,106 | 13,371,666 | 25,343,644 | 23,677,036 | 116,490,240 | 101,163,440 |

AGENDA ITEM: 2

**Ratification of Agreement A-23-030 between
Chaves County and The New Mexico
Transportation- Traffic Safety Division**

MEETING DATE: 7/27/2023

STAFF SUMMARY REPORT

Action Requested by: Elly T Hollon, DWI Coordinator

Action Requested: Ratification of Agreement A-23-030 between Chaves County and the New Mexico Transportation- Traffic Safety Division.

Item Summary:

The Chaves County LDWI Program would like the ratification approval for the FY24 Agreement between Chaves County and NMDOT.

The amount awarded for FY24 is \$ 12,750.00

This amount will partially pay for one of the DWI Court Compliance Officers.

The term of this agreement will be from July 16, 2023- June 30, 2024.

Staff recommends approval.

SUPPORT DOCUMENTS: Agreement A-23-030

Summary by: Elly T Hollon

Title: DWI Coordinator





New Mexico DEPARTMENT OF **TRANSPORTATION**
MOBILITY FOR EVERYONE

MEMORANDUM

Date: June 8, 2023

To: Ricky Serna, Cabinet Secretary

Through: Jeff Barela, Traffic Safety Division Director 

From: Amber Montoya, Program Manager, TSD 

Subject: Justification for Community DWI Program (CDWI) Project Agreement between the New Mexico Department of Transportation Traffic Safety Division and Chaves County.

Amber Montoya, TSD Program Manager, Phone # 505-231-5556 will oversee this project. The agreement provides State Community DWI (CDWI) Funds to Chaves County as shown below.

| AGENCY | CDWI PN | FY 24 CDWI \$ |
|---------------|--------------|---------------|
| Chaves County | 04-CD-05-018 | \$12,750.00 |

Funding for the CDWI project comes from a \$75.00 fee imposed on convicted drunk drivers, as allowed by NMSA 1978, Section 31-12-7(B), and NMAC 18.20.6. Funds available for CDWI programs are dependent upon the 'fees' imposed and collected from each County. TSD distributes CDWI funds in proportion to the fees collected by the courts and law enforcement.

Counties submit applications detailing their agency's plan to expend funding to TSD on an annual basis upon notification of funding available. The Counties use the funding to conduct enforcement activities to include DWI checkpoint and directed patrols, DWI prevention activities such as programs in the schools, public information, and education programs aimed at drivers, and DWI offender programs. The Counties are encouraged to sub-contract with local governments within their County to conduct allowable activities. Counties may allocate their funding to the New Mexico State Police who will conduct activities in the Counties they receive allocated funding from.

The term of all these agreements is from date of execution to June 30, 2024.

Michelle Lujan Grisham
Governor

Ricky Serna
Cabinet Secretary

Commissioners

Jennifer Sandoval
Commissioner, Vice-Chairman
District 1

Vacant
Commissioner
District 2

Hilma E. Chynoweth
Commissioner
District 3

Walter G. Adams
Commissioner, Chairman
District 4

Thomas C. Taylor
Commissioner
District 5

Charles Lundstrom
Commissioner, Secretary
District 6

Office of General Counsel Contract Brief Form

Date: June 8, 2023 From: Amber Montoya Location: Traffic Safety Division

Phone: 505-231-5556

Agency: NMDOT

Contractor: Chaves County

Project No.: 04-CD-05-018

NEW CONTRACT

- Copy of RFP, if applicable
- Copy of approved sole source justification
- Copy of approved small purchase justification
- Copy of Contract Brief signed by Contract Administration

AMENDMENT TO EXISTING CONTRACT

- Scope of Work
- Additional Compensation
- Time extension

Note: For amendments, please attach a copy of the original agreement, any previous amendments, and a copy of the RFP. (If applicable)

X EXEMPT FROM PROCUREMENT PROCESS (university: other educational institutions; other state agency, bureau; local public bodies).

The Office of General Counsel's policy for turnaround time is ten (10) working days. Please indicate below if there are extenuating circumstances which require immediate review of this agreement.

Attorney Review Comments

The attached agreement is being returned for revisions or corrections. Please call (505) 469-6411 if you have any questions.

Please make corrections on pages

I have signed the agreement with the understanding that you will make the corrections indicated on the agreement submitted for review or discussed with you.

Please make corrections on pages and return the marked copy to the receptionist for further review and approval.

Other Comments

CONTRACT NUMBER: TS05124

VENDOR NUMBER: 0000054378

A-23-030

GRANT AGREEMENT

This Grant Agreement (Agreement) is between the New Mexico Department of Transportation (Department) and Chaves County (Grantee), collectively referred to as “the Parties.” The Department and the Grantee agree as follows:

1. **Award.** The Department hereby awards the Grantee funding for the following Project: Community Driving While Impaired (CDWI), Project No. 04-CD-05-018, \$12,750 (Project).
2. **Scope of Work.** The Grantee shall perform the professional services stated in Exhibit A.
3. **Payment.** To be reimbursed for eligible expenses, the Grantee must submit timely and properly prepared reimbursement requests as provided in the Department’s CDWI Manual. The Grantee acknowledges that the Department will not pay for any expenses incurred prior to execution of the Agreement, after termination of the Agreement, or in excess of the amount of the award noted in Section 1. The Grantee must submit its final reimbursement request no later than thirty (30) calendar days after termination of this Agreement, unless otherwise approved by the Department.
4. **Records and Audit.** The Grantee shall strictly account for all receipts and disbursements related to this Agreement. The Grantee shall record costs incurred, services rendered, and payment received, and shall maintain these financial records during the Agreement and for three (3) years from the date of submission of the final reimbursement request. On request, the Grantee shall provide the financial records to the Department and the state auditor, and shall allow the Department and the state auditor to inspect or audit these financial records during business hours at the Grantee’s principal office during the Agreement and for three (3) years after termination. If the financial records provided by the Grantee are insufficient to support an audit by State of New Mexico model accounting practices, the Grantee shall reimburse the Department for any expense incurred related to the insufficient documentation within thirty (30) calendar days of written notice from the Department. If an audit or inspection reveals that funds were used for expenses not directly related to the Project, or were used inappropriately, or that payments were excessive or otherwise erroneous, the Grantee shall reimburse the Department for those funds or payments within thirty (30) calendar days of written notice.
5. **Officials Not to Benefit.** The Parties intend that no member of the New Mexico legislature or the United States Congress, or any public official, public employee, or tribal council member, in that person’s individual capacity, will benefit from this Agreement.
6. **Termination.** The Department may terminate this Agreement for any reason, by giving the Grantee thirty (30) calendar days written notice. On receipt of a notice of termination, the Grantee shall suspend work unless otherwise directed in writing by the Department. The Grantee

may only terminate this Agreement based on the Department's uncured, material breach of the Agreement, and by giving the Department thirty (30) calendar days written notice. The Parties acknowledge that termination will not nullify obligations incurred prior to termination, including any obligations intended to survive termination of the Agreement, including but not limited to Section 4 and Section 11.

7. **Appropriations.** The Grantee acknowledges that:
 - a. this Agreement is contingent upon sufficient appropriations and authorizations being made by the Congress of the United States or the New Mexico state legislature;
 - b. if sufficient appropriations and authorizations are not made, this Agreement will terminate upon written notice by the Department to the Grantee; and
 - c. the Department will not expend any funds until approved for expenditure, and the Department's determination as to whether approval has been granted will be final.

8. **Compliance with Law.** The Grantee, its employees, agents, and contractors, shall comply with the following:
 - a. Title VI and Title VII of the Civil Rights Act of 1964, the Age Discrimination in Employment Act of 1967, the Americans with Disabilities Act of 1990, the ADA Amendments Act of 2008, the Environmental Justice Act of 1994, the Civil Rights Restoration Act of 1987, and 49 C.F.R. Section 21.
 - b. All applicable federal and state laws, rules, regulations, and executive orders pertaining to equal employment opportunity, including the Human Rights Act, Sections 28-1-1 through 28-1-15, NMSA 1978. In accordance with such, the Grantee states that no person, on the grounds of race, religion, national origin, sex, sexual orientation, gender identity, spousal affiliation, serious medical condition, age, disability, or other protected class will be excluded from employment with or participation in, denied the benefits of, or otherwise subjected to, discrimination in any activity performed under this Agreement.
 - c. State laws applicable to workers compensation benefits for the Grantee's employees, including the Workers' Compensation Act, Sections 52-1-1 through 52-1-70, NMSA 1978, and related rules.

If the Grantee is found to be in violation of any of these requirements, the Grantee shall take prompt and appropriate steps to correct such violation. Failure to do so subjects Grantee to Section 6 above.

9. **Notices.** For a notice under this Agreement to be valid, it must be in writing; be delivered by hand, registered, or certified mail and postage prepaid, fax, or e-mail; and be addressed as follows:

to the Department at:
New Mexico Dept. of Transportation
Attn: Traffic Safety Division
Program Manager: Amber Montoya
P.O. Box 1149
Santa Fe, NM 87504


to the Grantee at:
Chaves County
Attn: Elly T. Hollon
#1 St. Mary's Place
Roswell, NM 88203

10. **Severability.** The terms of this Agreement are lawful. Performance of all duties and obligations shall conform with and not contravene any state, local, or federal statute, regulation, rule, or ordinance. The Parties intend that if any provision of this Agreement is held unenforceable, the rest of the Agreement will remain in effect as written.
11. **Liability.** Neither party shall be responsible for liability incurred as a result of the other party's acts or omissions in connection with this Agreement. Any liability incurred in connection with the Agreement is subject to the immunities and limitations of the New Mexico Tort Claims Act, Sections 41-4-1, *et seq.*, NMSA 1978, as amended, and any other applicable law. This section is intended only to define the liabilities between the Parties and is not intended to modify in any way the Parties' liabilities as governed by law.
12. **Project Responsibility.** The Grantee acknowledges that it bears sole responsibility for performing the services referred to in Section 2, Exhibit A, and that the Department is not responsible for any services except as expressly stated in this Agreement.
13. **Term.** This Agreement takes effect as of the date of the last party to sign on the signature page below. The Agreement terminates at 11:59 p.m. on June 30, 2024, unless terminated as provided in Section 6, Section 7, or as modified by amendment as set forth in Section 16.
14. **Applicable Law.** The laws of the State of New Mexico govern this Agreement.
15. **Jurisdiction and Venue.** The Grantee acknowledges the jurisdiction of the courts of the State of New Mexico for any court proceeding arising out of this Agreement, and that venue for any such proceeding will be in the First Judicial District Court for the County of Santa Fe, New Mexico.
16. **Amendment.** No amendment of this Agreement will be effective unless it is in writing and signed by the Parties.
17. **No Third-party Beneficiary.** This Agreement does not confer any rights or remedies on anyone other than the Department and the Grantee.
18. **Scope of Agreement and Merger.** This Agreement incorporates all the agreements, covenants, and understanding between the Parties concerning the subject matter of this Agreement. No prior agreements or understandings, verbal or otherwise, of the Parties or their agents will be valid unless included in this Agreement.

The remainder of this page is left intentionally blank.

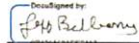
Each party is signing this Agreement on the date stated opposite that party's signature. This Agreement is executed as of the date of the last party to sign it on their signature line below.

NEW MEXICO DEPARTMENT OF TRANSPORTATION

By:  _____
Cabinet Secretary or Designee


Date: 7/16/2023

CHAVES COUNTY

By:  _____
Title: Jeff Bilberry


Date: 7/6/2023

Approved as to form and legal sufficiency.

By:  _____
Assistant General Counsel
New Mexico Department of Transportation

Date: 6/16/2023

Approved as to form and legal sufficiency.

By:  _____
Counsel for Chaves County

Date: 7/6/2023

Exhibit A

SCOPE OF WORK, TRAINING, REIMBURSEMENT AND REPORTING

COMMUNITY DRIVING WHILE IMPAIRED PROGRAMS (CDWI) PROJECT NO. 04-CD-05-018

1. **Scope of Work.** The Grantee shall conduct the following activities as required below:
 - a. To monitor court ordered DWI Offenders while on probation.
2. **Definitions.** For purposes of this exhibit, the following definitions apply:
 - a. **“Program Manager”** means the staff person at the Department assigned to monitor, coordinate, and oversee program areas and project activities.
 - b. **“Agency Coordinator”** means the person assigned by the Grantee to assume direct responsibility for administering all phases of the project agreement.
3. **Training and qualifications.** The Agency Coordinator must attend Department training as required by the Department. The Grantee shall notify the Department in writing of any changes in the Agency Coordinator designation. The Grantee’s officers must have law enforcement certifications in all areas necessary to conduct the services noted in Section 1 of this Exhibit A.
4. **Reimbursement.** In accordance with Section 3 of the Agreement, the Grantee is eligible for reimbursement for the actual cost of activities, including items, listed in Section 1. Scope of Work, and budgeted as commodities in Section 6. Funding. The Grantee should submit claims for reimbursement on a quarterly basis or as directed by the Department. The Department will pay the Grantee for the following:
 - a. the actual costs of items listed in Section 1. Scope of Work; and
 - b. conference and training fees, per diem, and other related costs required under the grant and approved by the Department in advance.
5. **Reporting.** The Grantee must submit quarterly activity reports by October 31, 2023, January 31, 2024, April 30, 2024, and July 31, 2024. Quarterly activity reports should summarize the Grantee’s goals and accomplishments for the fiscal year funded under this Agreement. Further, each report should detail how the Grantee’s activities contributed to meeting the Department’s highway safety targets, missions, and goals. If the funding is utilized for enforcement, the Grantee must report all citations to the Motor Vehicle Division of the New Mexico Taxation and Revenue Department within 10 days of the issuance of the citation or citations. If the Grantee is responsible for submission of timely crash reports, submission to the Department shall be according to Section 66-7-207, NMSA 1978.
6. **Funding.** Funding for this CDWI Project comes from a \$75.00 fee imposed on convicted drunk drivers, as allowed by Section 31-12-7(B), NMSA 1978, and NMAC 18.20.6. The Grantee may transfer funds between budget categories only with prior written approval from the Department. The Project’s itemized budget is as follows:

| | |
|----------------------|--------------|
| Personal Services | \$ 12,750.00 |
| Contractual Services | \$ 0.00 |
| Commodities | \$ 0.00 |
| Indirect | \$ 0.00 |

| | |
|--------------|--------------------|
| Other | \$ 0.00 |
| TOTAL | \$12,750.00 |

- 7. Equipment.** The Grantee may only purchase equipment under this Agreement with prior approval of the Department.

New Mexico Traffic Safety Division Project Information Sheet

| | | | | |
|-----------------------------|--|--------------------|------------------------------|---------------|
| Contract Number: | TS05124 | | | |
| Government Unit: | Chaves County | | | |
| Contract term: | (07/16/2023 – 06/30/2024) | | | |
| Vendor Number: | 0000054378 | Address ID: | | |
| Grantee Contact Info | | | | |
| Project Director and Title: | Elly T. Hollon | | | |
| Phone: | 575-624-656 | E-mail: | Elly.hollon@chavescounty.gov | |
| Agency Name: | Chaves County | | | |
| Address: | #1 Mary's Place | | | |
| City, State ZIP: | Roswell, NM 88203 | | | |
| TSD Contact Info | | | | |
| Program Manager: | Amber Montoya | Phone: | 505-231-5556 | |
| TSD Finance: | Stephanie Lopez-Porras | Phone: | 505-570-7305 | |
| Budget Breakdown | | | | |
| Funding | Project Number | Amount | Fund | Source |
| CDWI | 04-CD-05-018 | \$12,750.00 | 20800 | State CDWI |
| Total | | \$12,750.00 | | |
| Purchase Order Number: | 0000382161 | | | |
| PO Entered by TSD Finance: | <small>DocuSigned by:</small> <i>Stephanie Lopez-Porras</i> <small>2023.07.17 10:24:20</small> | | Date: | 7/17/2023 |
| PO Approved by Contracts: | <small>DocuSigned by:</small> <i>Juan Dominguez</i> <small>2023.07.17 10:24:20</small> | | Date: | 7/17/2023 |

Certificate Of Completion

| | |
|--|---------------------------|
| Envelope Id: 4524A2B97C9A4E3A9D4D373B4CEE99A5 | Status: Completed |
| Subject: SFY24 TSD CDWI Agreement Chaves County | |
| Source Envelope: | |
| Document Pages: 9 | Signatures: 8 |
| Certificate Pages: 6 | Initials: 0 |
| AutoNav: Enabled | Envelope Originator: |
| Envelopeld Stamping: Enabled | Amber Montoya |
| Time Zone: (UTC-07:00) Mountain Time (US & Canada) | 1120 Cerrillos Rd. |
| | Santa Fe, NM 87505 |
| | Amber.Montoya1@dot.nm.gov |
| | IP Address: 164.64.74.20 |

Record Tracking

| | | |
|--------------------------------------|------------------------------------|--------------------|
| Status: Original | Holder: Amber Montoya | Location: DocuSign |
| 6/8/2023 1:46:10 PM | Amber.Montoya1@dot.nm.gov | |
| Security Appliance Status: Connected | Pool: StateLocal | |
| Storage Appliance Status: Connected | Pool: Department of Transportation | Location: DocuSign |

Signer Events

Jeff Barela
 Jeff.Barela2@dot.nm.gov
 Director
 NMDOT
 Security Level: Email, Account Authentication (None)

Signature

DocuSigned by:

 E291EAE03FAF441...
 Signature Adoption: Pre-selected Style
 Using IP Address: 164.64.74.20

Timestamp

Sent: 6/8/2023 1:51:07 PM
 Viewed: 6/8/2023 2:27:21 PM
 Signed: 6/8/2023 2:27:27 PM

Electronic Record and Signature Disclosure:
 Not Offered via DocuSign

Amber Montoya
 amber.montoya1@dot.nm.gov
 Security Level: Email, Account Authentication (None)

DocuSigned by:

 96053378AB0A49E...
 Signature Adoption: Pre-selected Style
 Using IP Address: 164.64.74.20

Sent: 6/8/2023 2:27:29 PM
 Viewed: 6/8/2023 2:38:17 PM
 Signed: 6/8/2023 2:38:20 PM

Electronic Record and Signature Disclosure:
 Accepted: 7/29/2022 2:28:43 PM
 ID: 09b03107-9218-4bff-81dc-ef7724202e5c

John P Newell
 JohnP.Newell@dot.nm.gov
 Assistant General Counsel
 State of New Mexico, Dept of Information Technology
 Security Level: Email, Account Authentication (None)

DocuSigned by:

 C750CEC1625D488...
 Signature Adoption: Uploaded Signature Image
 Using IP Address: 164.64.74.20

Sent: 6/8/2023 2:38:22 PM
 Viewed: 6/16/2023 3:53:03 PM
 Signed: 6/16/2023 3:53:51 PM

Electronic Record and Signature Disclosure:
 Accepted: 3/24/2022 10:26:55 AM
 ID: 5ffacc7-1a18-413c-837e-7742d33ff5ce


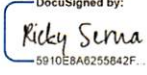
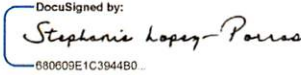

Stanton Riggs
 slriggslaw@gmail.com
 Security Level: Email, Account Authentication (None)

DocuSigned by:

 DA9F733048D4405...
 Signature Adoption: Pre-selected Style
 Using IP Address: 73.26.229.35

Sent: 6/16/2023 3:53:53 PM
 Resent: 7/6/2023 10:21:27 AM
 Viewed: 7/6/2023 2:41:56 PM
 Signed: 7/6/2023 2:44:15 PM

Electronic Record and Signature Disclosure:

| Signer Events | Signature | Timestamp |
|---|--|--|
| <p>Accepted: 7/6/2023 2:41:56 PM ID: a3073470-e2d8-4e8e-82ba-ed46d5e02e77</p> <p>Jeff Bilberry Jeff.Bilberry@chavescounty.gov Jeff Bilberry Security Level: Email, Account Authentication (None)</p> <p>Electronic Record and Signature Disclosure: Accepted: 7/6/2023 3:53:18 PM ID: 04018e09-101b-48b4-b7af-c64018e85fb8</p> | <p>DocuSigned by:  2D491A50ABB6417...</p> <p>Signature Adoption: Drawn on Device Using IP Address: 199.195.173.97 Signed using mobile</p> | <p>Sent: 7/6/2023 2:44:17 PM Resent: 7/6/2023 2:51:33 PM Viewed: 7/6/2023 3:53:18 PM Signed: 7/6/2023 3:56:15 PM</p> |
| <p>Ricky Serna Ricky.Serna@dot.nm.gov Cabinet Secretary NMDOT Security Level: Email, Account Authentication (None)</p> <p>Electronic Record and Signature Disclosure: Not Offered via DocuSign</p> | <p>DocuSigned by:  5910E8A6255842F...</p> <p>Signature Adoption: Pre-selected Style Using IP Address: 158.51.162.101</p> | <p>Sent: 7/6/2023 3:56:16 PM Viewed: 7/16/2023 9:14:56 PM Signed: 7/16/2023 9:15:06 PM</p> |
| <p>Rocio Dominguez Rocio.Dominguez@dot.nm.gov TS05052 Security Level: Email, Account Authentication (None)</p> <p>Electronic Record and Signature Disclosure: Accepted: 3/17/2022 2:57:43 PM ID: dfa1ea73-7c88-4ff8-ab54-61be008d95f2</p> | <p>Completed</p> <p>Using IP Address: 164.64.74.20</p> | <p>Sent: 7/16/2023 9:15:08 PM Viewed: 7/17/2023 8:18:48 AM Signed: 7/17/2023 8:25:21 AM</p> |
| <p>Stephanie Lopez-Porras Stephanie.Lopez-Por3@dot.nm.gov Administrative Assistance New Mexico Department of Transportation Security Level: Email, Account Authentication (None), Login with SSO</p> <p>Electronic Record and Signature Disclosure: Not Offered via DocuSign</p> | <p>DocuSigned by:  680609E1C3944B0...</p> <p>Signature Adoption: Pre-selected Style Using IP Address: 164.64.74.20</p> | <p>Sent: 7/17/2023 8:25:23 AM Viewed: 7/17/2023 9:03:04 AM Signed: 7/17/2023 9:09:27 AM</p> |
| <p>Rocio Dominguez Rocio.Dominguez@dot.nm.gov TS05052 Security Level: Email, Account Authentication (None)</p> <p>Electronic Record and Signature Disclosure: Accepted: 3/17/2022 2:57:43 PM ID: dfa1ea73-7c88-4ff8-ab54-61be008d95f2</p> | <p>DocuSigned by:  320A653A9C19432...</p> <p>Signature Adoption: Pre-selected Style Using IP Address: 164.64.74.20</p> | <p>Sent: 7/17/2023 9:09:28 AM Viewed: 7/17/2023 9:36:25 AM Signed: 7/17/2023 9:38:09 AM</p> |
| In Person Signer Events | Signature | Timestamp |
| Editor Delivery Events | Status | Timestamp |
| Agent Delivery Events | Status | Timestamp |
| Intermediary Delivery Events | Status | Timestamp |

| Certified Delivery Events | Status | Timestamp |
|---|------------------|----------------------|
| Carbon Copy Events | Status | Timestamp |
| Witness Events | Signature | Timestamp |
| Notary Events | Signature | Timestamp |
| Envelope Summary Events | Status | Timestamps |
| Envelope Sent | Hashed/Encrypted | 6/8/2023 1:51:07 PM |
| Envelope Updated | Security Checked | 7/6/2023 2:51:33 PM |
| Envelope Updated | Security Checked | 7/6/2023 2:51:33 PM |
| Certified Delivered | Security Checked | 7/17/2023 9:36:25 AM |
| Signing Complete | Security Checked | 7/17/2023 9:38:09 AM |
| Completed | Security Checked | 7/17/2023 9:38:09 AM |
| Payment Events | Status | Timestamps |
| Electronic Record and Signature Disclosure | | |

ELECTRONIC RECORD AND SIGNATURE DISCLOSURE

From time to time, New Mexico Department of Transportation (we, us or Company) may be required by law to provide to you certain written notices or disclosures. Described below are the terms and conditions for providing to you such notices and disclosures electronically through the DocuSign system. Please read the information below carefully and thoroughly, and if you can access this information electronically to your satisfaction and agree to this Electronic Record and Signature Disclosure (ERSD), please confirm your agreement by selecting the check-box next to 'I agree to use electronic records and signatures' before clicking 'CONTINUE' within the DocuSign system.

Getting paper copies

At any time, you may request from us a paper copy of any record provided or made available electronically to you by us. You will have the ability to download and print documents we send to you through the DocuSign system during and immediately after the signing session and, if you elect to create a DocuSign account, you may access the documents for a limited period of time (usually 30 days) after such documents are first sent to you. After such time, if you wish for us to send you paper copies of any such documents from our office to you, you will be charged a \$0.00 per-page fee. You may request delivery of such paper copies from us by following the procedure described below.

Withdrawing your consent

If you decide to receive notices and disclosures from us electronically, you may at any time change your mind and tell us that thereafter you want to receive required notices and disclosures only in paper format. How you must inform us of your decision to receive future notices and disclosure in paper format and withdraw your consent to receive notices and disclosures electronically is described below.

Consequences of changing your mind

If you elect to receive required notices and disclosures only in paper format, it will slow the speed at which we can complete certain steps in transactions with you and delivering services to you because we will need first to send the required notices or disclosures to you in paper format, and then wait until we receive back from you your acknowledgment of your receipt of such paper notices or disclosures. Further, you will no longer be able to use the DocuSign system to receive required notices and consents electronically from us or to sign electronically documents from us.

All notices and disclosures will be sent to you electronically

Unless you tell us otherwise in accordance with the procedures described herein, we will provide electronically to you through the DocuSign system all required notices, disclosures, authorizations, acknowledgements, and other documents that are required to be provided or made available to you during the course of our relationship with you. To reduce the chance of you inadvertently not receiving any notice or disclosure, we prefer to provide all of the required notices and disclosures to you by the same method and to the same address that you have given us. Thus, you can receive all the disclosures and notices electronically or in paper format through the paper mail delivery system. If you do not agree with this process, please let us know as described below. Please also see the paragraph immediately above that describes the consequences of your electing not to receive delivery of the notices and disclosures electronically from us.

How to contact New Mexico Department of Transportation:

You may contact us to let us know of your changes as to how we may contact you electronically, to request paper copies of certain information from us, and to withdraw your prior consent to receive notices and disclosures electronically as follows:

To contact us by email send messages to: daniel.garcia5@state.nm.us

To advise New Mexico Department of Transportation of your new email address

To let us know of a change in your email address where we should send notices and disclosures electronically to you, you must send an email message to us at daniel.garcia5@state.nm.us and in the body of such request you must state: your previous email address, your new email address. We do not require any other information from you to change your email address.

If you created a DocuSign account, you may update it with your new email address through your account preferences.

To request paper copies from New Mexico Department of Transportation

To request delivery from us of paper copies of the notices and disclosures previously provided by us to you electronically, you must send us an email to daniel.garcia5@state.nm.us and in the body of such request you must state your email address, full name, mailing address, and telephone number. We will bill you for any fees at that time, if any.

To withdraw your consent with New Mexico Department of Transportation

To inform us that you no longer wish to receive future notices and disclosures in electronic format you may:

- i. decline to sign a document from within your signing session, and on the subsequent page, select the check-box indicating you wish to withdraw your consent, or you may;
- ii. send us an email to daniel.garcia5@state.nm.us and in the body of such request you must state your email, full name, mailing address, and telephone number. We do not need any other information from you to withdraw consent.. The consequences of your withdrawing consent for online documents will be that transactions may take a longer time to process..

Required hardware and software

The minimum system requirements for using the DocuSign system may change over time. The current system requirements are found here: <https://support.docusign.com/guides/signer-guide-signing-system-requirements>.

Acknowledging your access and consent to receive and sign documents electronically

To confirm to us that you can access this information electronically, which will be similar to other electronic notices and disclosures that we will provide to you, please confirm that you have read this ERSD, and (i) that you are able to print on paper or electronically save this ERSD for your future reference and access; or (ii) that you are able to email this ERSD to an email address where you will be able to print on paper or save it for your future reference and access. Further, if you consent to receiving notices and disclosures exclusively in electronic format as described herein, then select the check-box next to 'I agree to use electronic records and signatures' before clicking 'CONTINUE' within the DocuSign system.

By selecting the check-box next to 'I agree to use electronic records and signatures', you confirm that:

- You can access and read this Electronic Record and Signature Disclosure; and
- You can print on paper this Electronic Record and Signature Disclosure, or save or send this Electronic Record and Disclosure to a location where you can print it, for future reference and access; and
- Until or unless you notify New Mexico Department of Transportation as described above, you consent to receive exclusively through electronic means all notices, disclosures, authorizations, acknowledgements, and other documents that are required to be provided or made available to you by New Mexico Department of Transportation during the course of your relationship with New Mexico Department of Transportation.

AGENDA ITEM: 3

Resolution R-23-029 – Approval of
2023 Final Quarter Financial Report

MEETING DATE: 07/27/23

STAFF SUMMARY REPORT

Action Requested by: Toni Gomez, Chief Deputy Treasurer

Action Requested: Approval of Resolution R-23-029

Item Summary:

The New Mexico Department of Finance & Administration (DFA) requires that the 4th Quarter Financial Report for fiscal year ending June 30, 2023, be approved by the governing body.

Staff recommends approval.

SUPPORT DOCUMENTS: **Resolution R-23-029 / Financial Report – 4th Qtr.**

Summary by: Toni Gomez

Title: Chief Deputy Treasurer

**RESOLUTION R-23-029
2023 FINAL QUARTER FINANCIAL REPORT
YEAR ENDING JUNE 30, 2023**

WHEREAS, at a regularly scheduled meeting of the Board of Chaves County Commissioners held on July 27, 2023, the following was among the proceedings:

WHEREAS, the Governing Board in and for the County of Chaves, State of New Mexico has developed a budget for fiscal year 2022-2023; and

WHEREAS, the final quarterly report has been reviewed and approved to ensure the accuracy of the beginning balances used on the fiscal year 2023-2024 budget; and

WHEREAS, it is hereby certified that the contents in this report are true and correct to the best of our knowledge and that this report depicts all funds for fiscal year 2022-2023.

NOW, THEREFORE, BE IT RESOLVED THAT THE BOARD OF COUNTY COMMISSIONERS, CHAVES COUNTY, STATE OF NEW MEXICO, hereby approve the final quarter report for fiscal year 2022-2023 hereinafter described as "Attachment A" and respectfully request approval from the Local Government Division of the Department of Finance and Administration.

Done at Roswell, County of Chaves, New Mexico this 27th day of July 2023.

BOARD OF CHAVES COUNTY COMMISSIONERS

Jeff Bilberry, Chairman

T. Calder Ezzell Jr, Vice-Chairman

ATTEST:

Dara Dana, Member

Richard C. Taylor, Member

Cindy Fuller
County Clerk

Michael Perry, Member

State of New Mexico
Local Government Budget Management System (LGBMS)

Report Recap - Fiscal Year 2022-2023 - Chaves County - FY2023 Q4

Printed from LGBMS on 2023-07-20 16:10:49

| Fund | Cash | Investments | Revenues | Transfers | Expenditures | Adjustments | Balance | Reserves | Adjusted Balance |
|--|---------------|---------------|---------------|---------------|---------------|---------------|---------------|--------------|------------------|
| 11000 General Operating Fund | 16,155,084.00 | 10,284,885.00 | 26,599,609.11 | -5,000.00 | 17,087,152.13 | -9,567,507.00 | 26,379,918.98 | 4,271,788.03 | 22,108,130.95 |
| 20100 Corrections | 190,861.00 | 0.00 | 117,172.63 | 0.00 | 129,644.85 | -5,262.00 | 173,126.78 | 0.00 | 173,126.78 |
| 20200 Environmental | 132,278.00 | 0.00 | 332,911.17 | 0.00 | 269,116.49 | 3,217.00 | 199,289.68 | 0.00 | 199,289.68 |
| 20300 County Property Valuation | 1,260,983.00 | 0.00 | 367,296.47 | 0.00 | 337,915.28 | -2,168.00 | 1,288,196.19 | 0.00 | 1,288,196.19 |
| 20400 County Road | 1,104,642.00 | 0.00 | 6,392,410.70 | 3,600,000.00 | 5,784,265.26 | -184,901.00 | 5,127,886.44 | 482,022.11 | 4,645,864.33 |
| 20800 Farm & Range | 600.00 | 0.00 | 41,749.98 | 0.00 | 42,000.00 | 0.00 | 349.98 | 0.00 | 349.98 |
| 20900 Fire Protection | 4,119,845.00 | 0.00 | 1,493,467.63 | -25,000.00 | 664,488.78 | -155.00 | 4,923,668.85 | 0.00 | 4,923,668.85 |
| 21100 Law Enforcement Protection | 0.00 | 0.00 | 79,000.00 | 0.00 | 78,999.80 | 1,078.00 | 1,078.20 | 0.00 | 1,078.20 |
| 21700 Recreation | 3,161.00 | 0.00 | 0.00 | 0.00 | 0.00 | 0.00 | 3,161.00 | 0.00 | 3,161.00 |
| 21800 Intergovernmental Grants | 2,848,106.00 | 0.00 | 3,354,033.83 | 0.00 | 3,183,376.25 | 785,234.00 | 3,803,997.58 | 0.00 | 3,803,997.58 |
| 22000 Indigent Fund | 2,322,844.00 | 0.00 | 6,096,414.03 | 0.00 | 5,125,028.49 | -1,259.00 | 3,292,970.54 | 0.00 | 3,292,970.54 |
| 22200 County Fire Gross Receipts Tax | 3,868,773.00 | 0.00 | 745,561.98 | 30,000.00 | 19,970.58 | 0.00 | 4,624,364.40 | 0.00 | 4,624,364.40 |
| 22300 DWI Fund | 30,971.00 | 0.00 | 670,287.06 | 0.00 | 670,929.36 | -3,640.00 | 26,688.70 | 0.00 | 26,688.70 |
| 22500 Clerks Recording & Filing Fund | 258,040.00 | 0.00 | 57,771.00 | 0.00 | 26,224.64 | 0.00 | 289,586.36 | 0.00 | 289,586.36 |
| 22600 Jail - Detention | 8,460,079.00 | 0.00 | 9,008,549.26 | -6,000,000.00 | 2,366,860.40 | -49,718.00 | 9,052,049.86 | 0.00 | 9,052,049.86 |
| 26000 American Rescue Plan Act | 10,367,745.00 | 0.00 | 0.00 | 0.00 | 7,880,113.27 | 0.00 | 2,487,631.73 | 0.00 | 2,487,631.73 |
| 27000 LG Abatement Opioid Fund | 0.00 | 0.00 | 542,518.55 | 0.00 | 0.00 | 0.00 | 542,518.55 | 0.00 | 542,518.55 |
| 29000 Local Assistance Tribal Consistency Fund-LATCF | 0.00 | 0.00 | 3,930,445.20 | 0.00 | 224,698.83 | 0.00 | 3,705,746.37 | 0.00 | 3,705,746.37 |
| 29900 Other Special Revenue | 2,619,005.00 | 0.00 | 1,686,063.69 | 0.00 | 1,469,451.19 | 4,905.00 | 2,840,522.50 | 0.00 | 2,840,522.50 |

| | | | | | | | | | |
|-------------------------------------|----------------------|----------------------|----------------------|---------------|----------------------|----------------------|-----------------------|---------------------|-----------------------|
| 39900 Other Capital Projects | 471,565.00 | 0.00 | 0.00 | 3,700,000.00 | 2,909,743.14 | 15,329.00 | 1,277,150.86 | 0.00 | 1,277,150.86 |
| 40200 GRT Revenue Bond Debt Service | 5,756,660.00 | 0.00 | 3,755,077.35 | -1,300,000.00 | 194,265.87 | 0.00 | 8,017,471.48 | 0.00 | 8,017,471.48 |
| 40400 NMFA Loan Debt Service | 0.00 | 0.00 | 0.00 | 0.00 | 0.00 | 0.00 | 0.00 | 0.00 | 0.00 |
| 69900 Other Internal Service | 17,743.00 | 0.00 | 58,785.09 | 0.00 | 66,090.98 | -8,542.00 | 1,895.11 | 0.00 | 1,895.11 |
| 79900 Other Trust & Agency | 462,307.00 | 50,000,000.00 | 26,964,034.00 | 0.00 | 26,796,631.00 | 0.00 | 50,629,710.00 | 0.00 | 50,629,710.00 |
| Totals | 60,451,292.00 | 60,284,885.00 | 92,293,158.73 | 0.00 | 75,326,966.59 | -9,013,389.00 | 128,688,980.14 | 4,753,810.14 | 123,935,170.00 |

State of New Mexico
Local Government Budget Management System (LGBMS)

Year-to-Date Actuals - Fiscal Year 2022-2023 - FY2023 Q4
Chaves County - Entity
Summary Report Sorted by Fund and Department

Printed from LGBMS on 2023-07-20 16:11:10

11000 General Operating Fund

10000 Assets

| 0001 No Department | Original | Adjustments | Adjusted | YTD | Balance | % Realized |
|----------------------------|----------------------|-------------|----------------------|----------------------|-----------------------|---------------|
| 10100 Cash Assets | 21,468,624.00 | 0.00 | 21,468,624.00 | 30,711,757.03 | (9,243,133.03) | 143.05 |
| 0001 Totals | 21,468,624.00 | 0.00 | 21,468,624.00 | 30,711,757.03 | (9,243,133.03) | 143.05 |
| 10000 Assets Totals | 21,468,624.00 | 0.00 | 21,468,624.00 | 30,711,757.03 | (9,243,133.03) | 143.05 |

20000 Liabilities

| 0001 No Department | Original | Adjustments | Adjusted | YTD | Balance | % Realized |
|---------------------------------|-------------|-------------|-------------|---------------------|-----------------------|------------|
| 21000 Payables | 0.00 | 0.00 | 0.00 | 9,567,507.00 | (9,567,507.00) | inf |
| 0001 Totals | 0.00 | 0.00 | 0.00 | 9,567,507.00 | (9,567,507.00) | inf |
| 20000 Liabilities Totals | 0.00 | 0.00 | 0.00 | 9,567,507.00 | (9,567,507.00) | inf |

40000 Revenues

| 0001 No Department | Original | Adjustments | Adjusted | YTD | Balance | % Realized |
|--|----------------------|---------------------|----------------------|----------------------|-----------------------|---------------|
| 41000 Taxes Local Effort | 10,760,474.00 | 0.00 | 10,760,474.00 | 12,076,233.63 | (1,315,759.63) | 112.23 |
| 42000 Taxes State Shared | 500,678.00 | 0.00 | 500,678.00 | 1,130,853.24 | (630,175.24) | 225.86 |
| 43000 Licenses and Permits | 93,400.00 | 0.00 | 93,400.00 | 216,055.66 | (122,655.66) | 231.32 |
| 44000 Charges for Services | 1,213,101.00 | 0.00 | 1,213,101.00 | 1,266,204.05 | (53,103.05) | 104.38 |
| 46000 Miscellaneous Revenues | 3,170,090.00 | 5,279,053.00 | 8,449,143.00 | 7,692,932.53 | 756,210.47 | 91.05 |
| 47000 Intergovernmental Grants (Distributions) | 3,549,383.00 | 0.00 | 3,549,383.00 | 4,217,330.00 | (667,947.00) | 118.82 |
| 0001 Totals | 19,287,126.00 | 5,279,053.00 | 24,566,179.00 | 26,599,609.11 | (2,033,430.11) | 108.28 |
| 40000 Revenues Totals | 19,287,126.00 | 5,279,053.00 | 24,566,179.00 | 26,599,609.11 | (2,033,430.11) | 108.28 |

50000 Expenditures

| 1001 Governing Body | Original | Adjustments | Adjusted | YTD | Balance | % Realized |
|-------------------------------------|-------------------|-----------------|-------------------|-------------------|-------------------|--------------|
| 51000 Salary & Wages (FTE required) | 150,904.00 | 483.00 | 151,387.00 | 151,386.50 | 0.50 | 100.00 |
| 52000 Employee Benefits | 100,826.00 | 0.00 | 100,826.00 | 65,240.79 | 35,585.21 | 64.71 |
| 53000 Travel Costs | 25,000.00 | (1,552.00) | 23,448.00 | 7,381.67 | 16,066.33 | 31.48 |
| 55000 Contractual Services | 201,296.00 | 0.00 | 201,296.00 | 158,755.40 | 42,540.60 | 78.87 |
| 56000 Supplies | 8,100.00 | 3,538.00 | 11,638.00 | 9,133.28 | 2,504.72 | 78.48 |
| 57000 Operating Costs | 55,950.00 | 1,552.00 | 57,502.00 | 50,591.43 | 6,910.57 | 87.98 |
| 1001 Totals | 542,076.00 | 4,021.00 | 546,097.00 | 442,489.07 | 103,607.93 | 81.03 |
| 1002 County Probate | Original | Adjustments | Adjusted | YTD | Balance | % Realized |
| 51000 Salary & Wages (FTE required) | 26,479.00 | 75.00 | 26,554.00 | 26,553.30 | 0.70 | 100.00 |
| 52000 Employee Benefits | 25,014.00 | 7.00 | 25,021.00 | 24,514.42 | 506.58 | 97.98 |
| 53000 Travel Costs | 730.00 | 0.00 | 730.00 | 231.14 | 498.86 | 31.66 |
| 55000 Contractual Services | 1,971.00 | 0.00 | 1,971.00 | 1,488.84 | 482.16 | 75.54 |
| 56000 Supplies | 200.00 | 0.00 | 200.00 | 0.00 | 200.00 | 0.00 |
| 57000 Operating Costs | 227.00 | 0.00 | 227.00 | 179.73 | 47.27 | 79.18 |
| 1002 Totals | 54,621.00 | 82.00 | 54,703.00 | 52,967.43 | 1,735.57 | 96.83 |
| 1003 County Assessor | Original | Adjustments | Adjusted | YTD | Balance | % Realized |
| 51000 Salary & Wages (FTE required) | 404,392.00 | 2,007.00 | 406,399.00 | 350,599.49 | 55,799.51 | 86.27 |
| 52000 Employee Benefits | 171,444.00 | 1,368.00 | 172,812.00 | 124,966.47 | 47,845.53 | 72.31 |
| 53000 Travel Costs | 7,512.00 | 0.00 | 7,512.00 | 1,038.64 | 6,473.36 | 13.83 |
| 54000 Purchased Property Services | 42,728.00 | 1,500.00 | 44,228.00 | 40,852.18 | 3,375.82 | 92.37 |
| 55000 Contractual Services | 16,169.00 | (8,500.00) | 7,669.00 | 3,594.99 | 4,074.01 | 46.88 |
| 56000 Supplies | 12,250.00 | 65.00 | 12,315.00 | 8,515.03 | 3,799.97 | 69.14 |

| | | | | | | |
|---------------------------------------|---------------------|---------------------|---------------------|---------------------|---------------------|-------------------|
| 57000 Operating Costs | 73,216.00 | 7,253.00 | 80,469.00 | 59,167.80 | 21,301.20 | 73.53 |
| 1003 Totals | 727,711.00 | 3,693.00 | 731,404.00 | 588,734.60 | 142,669.40 | 80.49 |
| 1004 County Clerk | Original | Adjustments | Adjusted | YTD | Balance | % Realized |
| 51000 Salary & Wages (FTE required) | 493,274.00 | 204.00 | 493,478.00 | 413,374.74 | 80,103.26 | 83.77 |
| 52000 Employee Benefits | 241,438.00 | 0.00 | 241,438.00 | 208,085.75 | 33,352.25 | 86.19 |
| 53000 Travel Costs | 9,390.00 | 200.00 | 9,590.00 | 6,730.56 | 2,859.44 | 70.18 |
| 54000 Purchased Property Services | 1,500.00 | 0.00 | 1,500.00 | 418.74 | 1,081.26 | 27.92 |
| 55000 Contractual Services | 9,903.00 | 0.00 | 9,903.00 | 6,058.44 | 3,844.56 | 61.18 |
| 56000 Supplies | 12,000.00 | 4,839.00 | 16,839.00 | 15,454.94 | 1,384.06 | 91.78 |
| 57000 Operating Costs | 80,134.00 | (4,600.00) | 75,534.00 | 53,431.69 | 22,102.31 | 70.74 |
| 1004 Totals | 847,639.00 | 643.00 | 848,282.00 | 703,554.86 | 144,727.14 | 82.94 |
| 1005 County Sheriff | Original | Adjustments | Adjusted | YTD | Balance | % Realized |
| 51000 Salary & Wages (FTE required) | 3,051,615.00 | 38,802.00 | 3,090,417.00 | 2,882,890.64 | 207,526.36 | 93.28 |
| 52000 Employee Benefits | 1,498,166.00 | (5,790.00) | 1,492,376.00 | 1,273,738.43 | 218,637.57 | 85.35 |
| 53000 Travel Costs | 163,000.00 | 20,000.00 | 183,000.00 | 179,424.21 | 3,575.79 | 98.05 |
| 54000 Purchased Property Services | 188,129.00 | (10,617.00) | 177,512.00 | 168,096.38 | 9,415.62 | 94.70 |
| 55000 Contractual Services | 41,376.00 | (14,900.00) | 26,476.00 | 11,996.89 | 14,479.11 | 45.31 |
| 56000 Supplies | 185,653.00 | 43,321.00 | 228,974.00 | 214,304.67 | 14,669.33 | 93.59 |
| 57000 Operating Costs | 409,209.00 | 39,578.00 | 448,787.00 | 414,871.16 | 33,915.84 | 92.44 |
| 58000 Capital Purchases | 5,000.00 | 19,900.00 | 24,900.00 | 21,323.46 | 3,576.54 | 85.64 |
| 1005 Totals | 5,542,148.00 | 130,294.00 | 5,672,442.00 | 5,166,645.84 | 505,796.16 | 91.08 |
| 1006 County Treasurer | Original | Adjustments | Adjusted | YTD | Balance | % Realized |
| 51000 Salary & Wages (FTE required) | 289,353.00 | 2,871.00 | 292,224.00 | 290,992.32 | 1,231.68 | 99.58 |
| 52000 Employee Benefits | 144,576.00 | 0.00 | 144,576.00 | 127,292.04 | 17,283.96 | 88.05 |
| 53000 Travel Costs | 6,600.00 | 0.00 | 6,600.00 | 3,504.29 | 3,095.71 | 53.10 |
| 54000 Purchased Property Services | 44,000.00 | 13,500.00 | 57,500.00 | 52,538.49 | 4,961.51 | 91.37 |
| 55000 Contractual Services | 15,998.00 | (3,000.00) | 12,998.00 | 4,551.83 | 8,446.17 | 35.02 |
| 56000 Supplies | 9,000.00 | (2,600.00) | 6,400.00 | 6,305.03 | 94.97 | 98.52 |
| 57000 Operating Costs | 60,479.00 | 2,601.00 | 63,080.00 | 52,763.03 | 10,316.97 | 83.64 |
| 1006 Totals | 570,006.00 | 13,372.00 | 583,378.00 | 537,947.03 | 45,430.97 | 92.21 |
| 2001 Manager | Original | Adjustments | Adjusted | YTD | Balance | % Realized |
| 51000 Salary & Wages (FTE required) | 150,000.00 | 5,680.00 | 155,680.00 | 154,257.27 | 1,422.73 | 99.09 |
| 52000 Employee Benefits | 53,747.00 | 876.00 | 54,623.00 | 54,239.82 | 383.18 | 99.30 |
| 53000 Travel Costs | 4,450.00 | 1,309.00 | 5,759.00 | 5,286.04 | 472.96 | 91.79 |
| 54000 Purchased Property Services | 300.00 | 0.00 | 300.00 | 0.00 | 300.00 | 0.00 |
| 55000 Contractual Services | 1,580.00 | (690.00) | 890.00 | 578.43 | 311.57 | 64.99 |
| 56000 Supplies | 1,350.00 | 217.00 | 1,567.00 | 566.02 | 1,000.98 | 36.12 |
| 57000 Operating Costs | 7,944.00 | 722.00 | 8,666.00 | 7,771.16 | 894.84 | 89.67 |
| 2001 Totals | 219,371.00 | 8,114.00 | 227,485.00 | 222,698.74 | 4,786.26 | 97.90 |
| 2002 General Administration | Original | Adjustments | Adjusted | YTD | Balance | % Realized |
| 51000 Salary & Wages (FTE required) | 3,873,274.00 | (189,080.00) | 3,684,194.00 | 2,637,143.70 | 1,047,050.30 | 71.58 |
| 52000 Employee Benefits | 1,847,616.00 | (28,376.00) | 1,819,240.00 | 905,419.06 | 913,820.94 | 49.77 |
| 53000 Travel Costs | 28,750.00 | 1,460.00 | 30,210.00 | 10,803.95 | 19,406.05 | 35.76 |
| 54000 Purchased Property Services | 63,100.00 | 11,525.00 | 74,625.00 | 62,068.29 | 12,556.71 | 83.17 |
| 55000 Contractual Services | 187,552.00 | 19,057.00 | 206,609.00 | 177,935.81 | 28,673.19 | 86.12 |
| 56000 Supplies | 59,041.00 | 2,218.00 | 61,259.00 | 32,573.82 | 28,685.18 | 53.17 |
| 57000 Operating Costs | 1,279,652.00 | 42,324.00 | 1,321,976.00 | 1,225,073.55 | 96,902.45 | 92.67 |
| 59000 Debt Service | 452,000.00 | 0.00 | 452,000.00 | 324,776.77 | 127,223.23 | 71.85 |
| 2002 Totals | 7,790,985.00 | (140,872.00) | 7,650,113.00 | 5,375,794.95 | 2,274,318.05 | 70.27 |
| 2004 Finance/Budget/Accounting | Original | Adjustments | Adjusted | YTD | Balance | % Realized |
| 51000 Salary & Wages (FTE required) | 238,132.00 | (4,421.00) | 233,711.00 | 231,745.32 | 1,965.68 | 99.16 |
| 52000 Employee Benefits | 116,694.00 | (3,016.00) | 113,678.00 | 111,243.49 | 2,434.51 | 97.86 |
| 53000 Travel Costs | 2,700.00 | 0.00 | 2,700.00 | 536.98 | 2,163.02 | 19.89 |

| | | | | | | |
|---|---------------------|--------------------|---------------------|---------------------|---------------------|-------------------|
| 54000 Purchased Property Services | 7,250.00 | 0.00 | 7,250.00 | 5,088.97 | 2,161.03 | 70.19 |
| 55000 Contractual Services | 3,713.00 | 0.00 | 3,713.00 | 1,060.87 | 2,652.13 | 28.57 |
| 56000 Supplies | 7,300.00 | (150.00) | 7,150.00 | 6,066.49 | 1,083.51 | 84.85 |
| 57000 Operating Costs | 18,950.00 | 266.00 | 19,216.00 | 600,051.78 | (580,835.78) | 3,122.67 |
| 2004 Totals | 394,739.00 | (7,321.00) | 387,418.00 | 955,793.90 | (568,375.90) | 246.71 |
| 2006 Operations & Maintenance | Original | Adjustments | Adjusted | YTD | Balance | % Realized |
| 51000 Salary & Wages (FTE required) | 611,286.00 | (13,842.00) | 597,444.00 | 595,128.16 | 2,315.84 | 99.61 |
| 52000 Employee Benefits | 326,180.00 | (14,495.00) | 311,685.00 | 270,703.21 | 40,981.79 | 86.85 |
| 53000 Travel Costs | 16,000.00 | 0.00 | 16,000.00 | 9,759.71 | 6,240.29 | 61.00 |
| 54000 Purchased Property Services | 215,893.00 | 15,216.00 | 231,109.00 | 207,578.55 | 23,530.45 | 89.82 |
| 55000 Contractual Services | 99,519.00 | (10,209.00) | 89,310.00 | 47,388.21 | 41,921.79 | 53.06 |
| 56000 Supplies | 168,000.00 | 40,334.00 | 208,334.00 | 202,519.19 | 5,814.81 | 97.21 |
| 57000 Operating Costs | 261,164.00 | 37,054.00 | 298,218.00 | 273,265.01 | 24,952.99 | 91.63 |
| 2006 Totals | 1,698,042.00 | 54,058.00 | 1,752,100.00 | 1,606,342.04 | 145,757.96 | 91.68 |
| 2010 Human Resources/Payroll | Original | Adjustments | Adjusted | YTD | Balance | % Realized |
| 51000 Salary & Wages (FTE required) | 118,420.00 | 1,760.00 | 120,180.00 | 120,149.72 | 30.28 | 99.97 |
| 52000 Employee Benefits | 67,408.00 | 91.00 | 67,499.00 | 67,046.72 | 452.28 | 99.33 |
| 53000 Travel Costs | 4,100.00 | 400.00 | 4,500.00 | 3,414.80 | 1,085.20 | 75.88 |
| 54000 Purchased Property Services | 6,700.00 | 0.00 | 6,700.00 | 1,423.90 | 5,276.10 | 21.25 |
| 55000 Contractual Services | 31,731.00 | 0.00 | 31,731.00 | 26,174.44 | 5,556.56 | 82.49 |
| 56000 Supplies | 4,500.00 | (150.00) | 4,350.00 | 3,334.40 | 1,015.60 | 76.65 |
| 57000 Operating Costs | 10,637.00 | (189.00) | 10,448.00 | 7,301.51 | 3,146.49 | 69.88 |
| 2010 Totals | 243,496.00 | 1,912.00 | 245,408.00 | 228,845.49 | 16,562.51 | 93.25 |
| 2011 Information Technology/Telecommunications | Original | Adjustments | Adjusted | YTD | Balance | % Realized |
| 51000 Salary & Wages (FTE required) | 242,624.00 | 4,828.00 | 247,452.00 | 245,419.52 | 2,032.48 | 99.18 |
| 52000 Employee Benefits | 128,829.00 | 745.00 | 129,574.00 | 114,606.78 | 14,967.22 | 88.45 |
| 53000 Travel Costs | 0.00 | 350.00 | 350.00 | 315.58 | 34.42 | 90.17 |
| 54000 Purchased Property Services | 264,187.00 | 0.00 | 264,187.00 | 232,620.07 | 31,566.93 | 88.05 |
| 55000 Contractual Services | 5,778.00 | 0.00 | 5,778.00 | 1,775.31 | 4,002.69 | 30.73 |
| 56000 Supplies | 22,100.00 | 15,880.00 | 37,980.00 | 37,978.32 | 1.68 | 100.00 |
| 57000 Operating Costs | 30,737.00 | (224.00) | 30,513.00 | 23,439.28 | 7,073.72 | 76.82 |
| 2011 Totals | 694,255.00 | 21,579.00 | 715,834.00 | 656,154.86 | 59,679.14 | 91.66 |
| 2012 Planning & Zoning | Original | Adjustments | Adjusted | YTD | Balance | % Realized |
| 51000 Salary & Wages (FTE required) | 239,294.00 | 0.00 | 239,294.00 | 229,336.42 | 9,957.58 | 95.84 |
| 52000 Employee Benefits | 127,506.00 | 0.00 | 127,506.00 | 111,654.77 | 15,851.23 | 87.57 |
| 53000 Travel Costs | 16,900.00 | 0.00 | 16,900.00 | 5,450.83 | 11,449.17 | 32.25 |
| 54000 Purchased Property Services | 8,750.00 | (350.00) | 8,400.00 | 5,102.83 | 3,297.17 | 60.75 |
| 55000 Contractual Services | 1,039.00 | 250.00 | 1,289.00 | 1,279.27 | 9.73 | 99.25 |
| 56000 Supplies | 5,200.00 | 50.00 | 5,250.00 | 3,811.80 | 1,438.20 | 72.61 |
| 57000 Operating Costs | 48,992.00 | 331.00 | 49,323.00 | 33,996.54 | 15,326.46 | 68.93 |
| 2012 Totals | 447,681.00 | 281.00 | 447,962.00 | 390,632.46 | 57,329.54 | 87.20 |
| 2014 Economic/Community Development | Original | Adjustments | Adjusted | YTD | Balance | % Realized |
| 51000 Salary & Wages (FTE required) | 50,741.00 | 7,732.00 | 58,473.00 | 58,320.48 | 152.52 | 99.74 |
| 52000 Employee Benefits | 26,946.00 | 5,357.00 | 32,303.00 | 30,790.47 | 1,512.53 | 95.32 |
| 53000 Travel Costs | 2,700.00 | 0.00 | 2,700.00 | 0.00 | 2,700.00 | 0.00 |
| 56000 Supplies | 1,700.00 | 21.00 | 1,721.00 | 1,242.19 | 478.81 | 72.18 |
| 57000 Operating Costs | 8,620.00 | 20.00 | 8,640.00 | 4,887.84 | 3,752.16 | 56.57 |
| 2014 Totals | 90,707.00 | 13,130.00 | 103,837.00 | 95,240.98 | 8,596.02 | 91.72 |
| 3002 Fire Protection | Original | Adjustments | Adjusted | YTD | Balance | % Realized |
| 54000 Purchased Property Services | 28,500.00 | 4,800.00 | 33,300.00 | 33,273.81 | 26.19 | 99.92 |
| 55000 Contractual Services | 57,989.00 | 0.00 | 57,989.00 | 1,927.47 | 56,061.53 | 3.32 |
| 56000 Supplies | 33,000.00 | (4,800.00) | 28,200.00 | 21,830.68 | 6,369.32 | 77.41 |
| 57000 Operating Costs | 22,768.00 | 5,900.00 | 28,668.00 | 6,277.92 | 22,390.08 | 21.90 |

| | | | | | | | |
|--------------------------------------|---|----------------------|-------------------|----------------------|----------------------|---------------------|---------------|
| | 3002 Totals | 142,257.00 | 5,900.00 | 148,157.00 | 63,309.88 | 84,847.12 | 42.73 |
| | 50000 Expenditures Totals | 20,005,734.00 | 108,886.00 | 20,114,620.00 | 17,087,152.13 | 3,027,467.87 | 84.95 |
| 60000 Other Financing Sources | | | | | | | |
| 0001 No Department | Original | Adjustments | Adjusted | YTD | Balance | % Realized | |
| 61000 Transfers | (105,000.00) | 0.00 | (105,000.00) | (5,000.00) | (100,000.00) | 4.76 | |
| | 0001 Totals | (105,000.00) | 0.00 | (105,000.00) | (5,000.00) | (100,000.00) | 4.76 |
| | 60000 Other Financing Sources Totals | (105,000.00) | 0.00 | (105,000.00) | (5,000.00) | (100,000.00) | 4.76 |
| 20100 Corrections | | | | | | | |
| 10000 Assets | | | | | | | |
| 0001 No Department | Original | Adjustments | Adjusted | YTD | Balance | % Realized | |
| 10100 Cash Assets | 190,861.00 | 0.00 | 190,861.00 | 190,861.00 | 0.00 | 100.00 | |
| | 0001 Totals | 190,861.00 | 0.00 | 190,861.00 | 190,861.00 | 0.00 | 100.00 |
| | 10000 Assets Totals | 190,861.00 | 0.00 | 190,861.00 | 190,861.00 | 0.00 | 100.00 |
| 20000 Liabilities | | | | | | | |
| 0001 No Department | Original | Adjustments | Adjusted | YTD | Balance | % Realized | |
| 21000 Payables | 0.00 | 0.00 | 0.00 | 5,262.00 | (5,262.00) | inf | |
| | 0001 Totals | 0.00 | 0.00 | 5,262.00 | (5,262.00) | inf | |
| | 20000 Liabilities Totals | 0.00 | 0.00 | 5,262.00 | (5,262.00) | inf | |
| 40000 Revenues | | | | | | | |
| 0001 No Department | Original | Adjustments | Adjusted | YTD | Balance | % Realized | |
| 45000 Fines & Forfeits | 96,000.00 | 0.00 | 96,000.00 | 86,449.83 | 9,550.17 | 90.05 | |
| 46000 Miscellaneous Revenues | 50,000.00 | 0.00 | 50,000.00 | 30,722.80 | 19,277.20 | 61.45 | |
| | 0001 Totals | 146,000.00 | 0.00 | 146,000.00 | 117,172.63 | 28,827.37 | 80.26 |
| | 40000 Revenues Totals | 146,000.00 | 0.00 | 146,000.00 | 117,172.63 | 28,827.37 | 80.26 |
| 50000 Expenditures | | | | | | | |
| 8003 General Corrections | Original | Adjustments | Adjusted | YTD | Balance | % Realized | |
| 51000 Salary & Wages (FTE required) | 121,998.00 | 0.00 | 121,998.00 | 47,274.88 | 74,723.12 | 38.75 | |
| 52000 Employee Benefits | 95,413.00 | 0.00 | 95,413.00 | 79,431.58 | 15,981.42 | 83.25 | |
| 53000 Travel Costs | 3,400.00 | 0.00 | 3,400.00 | 0.00 | 3,400.00 | 0.00 | |
| 54000 Purchased Property Services | 400.00 | 0.00 | 400.00 | 0.00 | 400.00 | 0.00 | |
| 55000 Contractual Services | 1,079.00 | 0.00 | 1,079.00 | 677.48 | 401.52 | 62.79 | |
| 56000 Supplies | 3,000.00 | 0.00 | 3,000.00 | 1,420.90 | 1,579.10 | 47.36 | |
| 57000 Operating Costs | 3,850.00 | 0.00 | 3,850.00 | 840.01 | 3,009.99 | 21.82 | |
| | 8003 Totals | 229,140.00 | 0.00 | 229,140.00 | 129,644.85 | 99,495.15 | 56.58 |
| | 50000 Expenditures Totals | 229,140.00 | 0.00 | 229,140.00 | 129,644.85 | 99,495.15 | 56.58 |
| 60000 Other Financing Sources | | | | | | | |
| 0001 No Department | Original | Adjustments | Adjusted | YTD | Balance | % Realized | |
| 61000 Transfers | 100,000.00 | 0.00 | 100,000.00 | 0.00 | 100,000.00 | 0.00 | |
| | 0001 Totals | 100,000.00 | 0.00 | 100,000.00 | 0.00 | 100,000.00 | 0.00 |
| | 60000 Other Financing Sources Totals | 100,000.00 | 0.00 | 100,000.00 | 0.00 | 100,000.00 | 0.00 |
| 20200 Environmental | | | | | | | |
| 10000 Assets | | | | | | | |
| 0001 No Department | Original | Adjustments | Adjusted | YTD | Balance | % Realized | |
| 10100 Cash Assets | 132,278.00 | 0.00 | 132,278.00 | 132,278.00 | 0.00 | 100.00 | |
| | 0001 Totals | 132,278.00 | 0.00 | 132,278.00 | 132,278.00 | 0.00 | 100.00 |
| | 10000 Assets Totals | 132,278.00 | 0.00 | 132,278.00 | 132,278.00 | 0.00 | 100.00 |
| 20000 Liabilities | | | | | | | |
| 0001 No Department | Original | Adjustments | Adjusted | YTD | Balance | % Realized | |
| 21000 Payables | 0.00 | 0.00 | 0.00 | (3,217.00) | 3,217.00 | (inf) | |
| | 0001 Totals | 0.00 | 0.00 | (3,217.00) | 3,217.00 | (inf) | |
| | 20000 Liabilities Totals | 0.00 | 0.00 | (3,217.00) | 3,217.00 | (inf) | |
| 40000 Revenues | | | | | | | |
| 0001 No Department | Original | Adjustments | Adjusted | YTD | Balance | % Realized | |

| | | | | | | |
|------------------------------|-------------------|-------------|-------------------|-------------------|--------------------|---------------|
| 41000 Taxes Local Effort | 255,239.00 | 0.00 | 255,239.00 | 332,911.17 | (77,672.17) | 130.43 |
| 0001 Totals | 255,239.00 | 0.00 | 255,239.00 | 332,911.17 | (77,672.17) | 130.43 |
| 40000 Revenues Totals | 255,239.00 | 0.00 | 255,239.00 | 332,911.17 | (77,672.17) | 130.43 |

50000 Expenditures

| | Original | Adjustments | Adjusted | YTD | Balance | % Realized |
|-------------------------------------|-------------------|-------------|-------------------|-------------------|------------------|--------------|
| 5009 Environmental | | | | | | |
| 51000 Salary & Wages (FTE required) | 66,146.00 | 0.00 | 66,146.00 | 59,390.74 | 6,755.26 | 89.79 |
| 52000 Employee Benefits | 35,697.00 | 2,327.00 | 38,024.00 | 34,802.41 | 3,221.59 | 91.53 |
| 54000 Purchased Property Services | 10,200.00 | 0.00 | 10,200.00 | 4,966.98 | 5,233.02 | 48.70 |
| 56000 Supplies | 650.00 | 0.00 | 650.00 | 0.00 | 650.00 | 0.00 |
| 57000 Operating Costs | 181,134.00 | (2,327.00) | 178,807.00 | 169,956.36 | 8,850.64 | 95.05 |
| 5009 Totals | 293,827.00 | 0.00 | 293,827.00 | 269,116.49 | 24,710.51 | 91.59 |
| 50000 Expenditures Totals | 293,827.00 | 0.00 | 293,827.00 | 269,116.49 | 24,710.51 | 91.59 |

20300 County Property Valuation

10000 Assets

| | Original | Adjustments | Adjusted | YTD | Balance | % Realized |
|----------------------------|---------------------|-------------|---------------------|---------------------|-------------|---------------|
| 0001 No Department | | | | | | |
| 10100 Cash Assets | 1,260,983.00 | 0.00 | 1,260,983.00 | 1,260,983.00 | 0.00 | 100.00 |
| 0001 Totals | 1,260,983.00 | 0.00 | 1,260,983.00 | 1,260,983.00 | 0.00 | 100.00 |
| 10000 Assets Totals | 1,260,983.00 | 0.00 | 1,260,983.00 | 1,260,983.00 | 0.00 | 100.00 |

20000 Liabilities

| | Original | Adjustments | Adjusted | YTD | Balance | % Realized |
|---------------------------------|-------------|-------------|-------------|-----------------|-------------------|------------|
| 0001 No Department | | | | | | |
| 21000 Payables | 0.00 | 0.00 | 0.00 | 2,168.00 | (2,168.00) | inf |
| 0001 Totals | 0.00 | 0.00 | 0.00 | 2,168.00 | (2,168.00) | inf |
| 20000 Liabilities Totals | 0.00 | 0.00 | 0.00 | 2,168.00 | (2,168.00) | inf |

40000 Revenues

| | Original | Adjustments | Adjusted | YTD | Balance | % Realized |
|------------------------------|-------------------|-------------|-------------------|-------------------|--------------------|---------------|
| 0001 No Department | | | | | | |
| 41000 Taxes Local Effort | 310,860.00 | 0.00 | 310,860.00 | 367,296.47 | (56,436.47) | 118.15 |
| 0001 Totals | 310,860.00 | 0.00 | 310,860.00 | 367,296.47 | (56,436.47) | 118.15 |
| 40000 Revenues Totals | 310,860.00 | 0.00 | 310,860.00 | 367,296.47 | (56,436.47) | 118.15 |

50000 Expenditures

| | Original | Adjustments | Adjusted | YTD | Balance | % Realized |
|-------------------------------------|-------------------|------------------|-------------------|-------------------|------------------|--------------|
| 1003 County Assessor | | | | | | |
| 51000 Salary & Wages (FTE required) | 164,749.00 | 9,610.00 | 174,359.00 | 168,132.02 | 6,226.98 | 96.43 |
| 52000 Employee Benefits | 83,898.00 | 0.00 | 83,898.00 | 68,606.70 | 15,291.30 | 81.77 |
| 53000 Travel Costs | 3,640.00 | 0.00 | 3,640.00 | 1,088.96 | 2,551.04 | 29.92 |
| 54000 Purchased Property Services | 41,048.00 | 2,500.00 | 43,548.00 | 41,478.31 | 2,069.69 | 95.25 |
| 55000 Contractual Services | 10,596.00 | (2,500.00) | 8,096.00 | 2,079.34 | 6,016.66 | 25.68 |
| 56000 Supplies | 19,795.00 | 0.00 | 19,795.00 | 19,260.37 | 534.63 | 97.30 |
| 57000 Operating Costs | 10,292.00 | 0.00 | 10,292.00 | 1,624.58 | 8,667.42 | 15.78 |
| 58000 Capital Purchases | 38,000.00 | 28,390.00 | 66,390.00 | 35,645.00 | 30,745.00 | 53.69 |
| 1003 Totals | 372,018.00 | 38,000.00 | 410,018.00 | 337,915.28 | 72,102.72 | 82.41 |
| 50000 Expenditures Totals | 372,018.00 | 38,000.00 | 410,018.00 | 337,915.28 | 72,102.72 | 82.41 |

20400 County Road

10000 Assets

| | Original | Adjustments | Adjusted | YTD | Balance | % Realized |
|----------------------------|---------------------|-------------|---------------------|---------------------|-------------------|--------------|
| 0001 No Department | | | | | | |
| 10100 Cash Assets | 1,801,408.92 | 0.00 | 1,801,408.92 | 1,586,664.11 | 214,744.81 | 88.08 |
| 0001 Totals | 1,801,408.92 | 0.00 | 1,801,408.92 | 1,586,664.11 | 214,744.81 | 88.08 |
| 10000 Assets Totals | 1,801,408.92 | 0.00 | 1,801,408.92 | 1,586,664.11 | 214,744.81 | 88.08 |

20000 Liabilities

| | Original | Adjustments | Adjusted | YTD | Balance | % Realized |
|---------------------------------|-------------|-------------|-------------|-------------------|---------------------|------------|
| 0001 No Department | | | | | | |
| 21000 Payables | 0.00 | 0.00 | 0.00 | 184,901.00 | (184,901.00) | inf |
| 0001 Totals | 0.00 | 0.00 | 0.00 | 184,901.00 | (184,901.00) | inf |
| 20000 Liabilities Totals | 0.00 | 0.00 | 0.00 | 184,901.00 | (184,901.00) | inf |

40000 Revenues

| | Original | Adjustments | Adjusted | YTD | Balance | % Realized |
|---------------------------|----------|-------------|----------|-----|---------|------------|
| 0001 No Department | | | | | | |

| | | | | | | |
|--|---------------------|---------------------|---------------------|---------------------|---------------------|---------------|
| 41000 Taxes Local Effort | 300,000.00 | 0.00 | 300,000.00 | 300,000.00 | 0.00 | 100.00 |
| 42000 Taxes State Shared | 364,700.00 | 0.00 | 364,700.00 | 346,033.72 | 18,666.28 | 94.88 |
| 44000 Charges for Services | 828,600.00 | 0.00 | 828,600.00 | 845,088.42 | (16,488.42) | 101.99 |
| 46000 Miscellaneous Revenues | 1,884,615.00 | 2,582,692.00 | 4,467,307.00 | 4,581,301.63 | (113,994.63) | 102.55 |
| 47000 Intergovernmental Grants (Distributions) | 200,000.00 | 0.00 | 200,000.00 | 319,986.93 | (119,986.93) | 159.99 |
| 0001 Totals | 3,577,915.00 | 2,582,692.00 | 6,160,607.00 | 6,392,410.70 | (231,803.70) | 103.76 |
| 40000 Revenues Totals | 3,577,915.00 | 2,582,692.00 | 6,160,607.00 | 6,392,410.70 | (231,803.70) | 103.76 |

50000 Expenditures

| 5001 County Roads | Original | Adjustments | Adjusted | YTD | Balance | % Realized |
|-------------------------------------|---------------------|------------------|---------------------|---------------------|---------------------|--------------|
| 51000 Salary & Wages (FTE required) | 1,876,280.00 | (198,957.00) | 1,677,323.00 | 1,632,679.93 | 44,643.07 | 97.34 |
| 52000 Employee Benefits | 1,109,629.00 | (172,994.00) | 936,635.00 | 886,171.89 | 50,463.11 | 94.61 |
| 53000 Travel Costs | 610,000.00 | (109,956.00) | 500,044.00 | 358,453.19 | 141,590.81 | 71.68 |
| 54000 Purchased Property Services | 219,300.00 | 1,500.00 | 220,800.00 | 142,736.41 | 78,063.59 | 64.65 |
| 55000 Contractual Services | 44,675.00 | 0.00 | 44,675.00 | 9,823.46 | 34,851.54 | 21.99 |
| 56000 Supplies | 239,600.00 | 529.00 | 240,129.00 | 149,451.15 | 90,677.85 | 62.24 |
| 57000 Operating Costs | 437,580.00 | 10,012.00 | 447,592.00 | 372,629.41 | 74,962.59 | 83.25 |
| 58000 Capital Purchases | 3,779,620.00 | 514,385.00 | 4,294,005.00 | 2,232,319.82 | 2,061,685.18 | 51.99 |
| 5001 Totals | 8,316,684.00 | 44,519.00 | 8,361,203.00 | 5,784,265.26 | 2,576,937.74 | 69.18 |
| 50000 Expenditures Totals | 8,316,684.00 | 44,519.00 | 8,361,203.00 | 5,784,265.26 | 2,576,937.74 | 69.18 |

60000 Other Financing Sources

| 0001 No Department | Original | Adjustments | Adjusted | YTD | Balance | % Realized |
|---|---------------------|-------------|---------------------|---------------------|---------------------|--------------|
| 61000 Transfers | 5,250,000.00 | 0.00 | 5,250,000.00 | 3,600,000.00 | 1,650,000.00 | 68.57 |
| 0001 Totals | 5,250,000.00 | 0.00 | 5,250,000.00 | 3,600,000.00 | 1,650,000.00 | 68.57 |
| 60000 Other Financing Sources Totals | 5,250,000.00 | 0.00 | 5,250,000.00 | 3,600,000.00 | 1,650,000.00 | 68.57 |

20800 Farm & Range

10000 Assets

| 0001 No Department | Original | Adjustments | Adjusted | YTD | Balance | % Realized |
|----------------------------|---------------|-------------|---------------|---------------|-------------|---------------|
| 10100 Cash Assets | 600.00 | 0.00 | 600.00 | 600.00 | 0.00 | 100.00 |
| 0001 Totals | 600.00 | 0.00 | 600.00 | 600.00 | 0.00 | 100.00 |
| 10000 Assets Totals | 600.00 | 0.00 | 600.00 | 600.00 | 0.00 | 100.00 |

40000 Revenues

| 0001 No Department | Original | Adjustments | Adjusted | YTD | Balance | % Realized |
|--|------------------|-------------|------------------|------------------|-----------------|--------------|
| 47000 Intergovernmental Grants (Distributions) | 45,000.00 | 0.00 | 45,000.00 | 41,749.98 | 3,250.02 | 92.78 |
| 0001 Totals | 45,000.00 | 0.00 | 45,000.00 | 41,749.98 | 3,250.02 | 92.78 |
| 40000 Revenues Totals | 45,000.00 | 0.00 | 45,000.00 | 41,749.98 | 3,250.02 | 92.78 |

50000 Expenditures

| 5010 Farm & Range | Original | Adjustments | Adjusted | YTD | Balance | % Realized |
|----------------------------------|------------------|-------------|------------------|------------------|-------------------|---------------|
| 57000 Operating Costs | 40,000.00 | 0.00 | 40,000.00 | 42,000.00 | (2,000.00) | 105.00 |
| 5010 Totals | 40,000.00 | 0.00 | 40,000.00 | 42,000.00 | (2,000.00) | 105.00 |
| 50000 Expenditures Totals | 40,000.00 | 0.00 | 40,000.00 | 42,000.00 | (2,000.00) | 105.00 |

20900 Fire Protection

10000 Assets

| 0001 No Department | Original | Adjustments | Adjusted | YTD | Balance | % Realized |
|----------------------------|---------------------|-------------|---------------------|---------------------|-------------|---------------|
| 10100 Cash Assets | 4,119,845.00 | 0.00 | 4,119,845.00 | 4,119,845.00 | 0.00 | 100.00 |
| 0001 Totals | 4,119,845.00 | 0.00 | 4,119,845.00 | 4,119,845.00 | 0.00 | 100.00 |
| 10000 Assets Totals | 4,119,845.00 | 0.00 | 4,119,845.00 | 4,119,845.00 | 0.00 | 100.00 |

20000 Liabilities

| 0001 No Department | Original | Adjustments | Adjusted | YTD | Balance | % Realized |
|---------------------------------|-------------|-------------|-------------|---------------|-----------------|------------|
| 21000 Payables | 0.00 | 0.00 | 0.00 | 155.00 | (155.00) | inf |
| 0001 Totals | 0.00 | 0.00 | 0.00 | 155.00 | (155.00) | inf |
| 20000 Liabilities Totals | 0.00 | 0.00 | 0.00 | 155.00 | (155.00) | inf |

40000 Revenues

| 0001 No Department | Original | Adjustments | Adjusted | YTD | Balance | % Realized |
|--------------------|----------|-------------|----------|-----|---------|------------|
|--------------------|----------|-------------|----------|-----|---------|------------|

| | | | | | | |
|--|--------------|-----------|--------------|--------------|-------------|--------|
| 46000 Miscellaneous Revenues | 0.00 | 64,932.00 | 64,932.00 | 69,895.65 | (4,963.65) | 107.64 |
| 47000 Intergovernmental Grants (Distributions) | 1,394,011.00 | 5,816.00 | 1,399,827.00 | 1,423,571.98 | (23,744.98) | 101.70 |
| 0001 Totals | 1,394,011.00 | 70,748.00 | 1,464,759.00 | 1,493,467.63 | (28,708.63) | 101.96 |
| 40000 Revenues Totals | 1,394,011.00 | 70,748.00 | 1,464,759.00 | 1,493,467.63 | (28,708.63) | 101.96 |

50000 Expenditures

| | Original | Adjustments | Adjusted | YTD | Balance | % Realized |
|-----------------------------------|--------------|-------------|--------------|------------|--------------|------------|
| 3002 Fire Protection | | | | | | |
| 53000 Travel Costs | 71,700.00 | 4,443.00 | 76,143.00 | 45,990.53 | 30,152.47 | 60.40 |
| 54000 Purchased Property Services | 700,450.00 | 72,353.00 | 772,803.00 | 234,532.85 | 538,270.15 | 30.35 |
| 55000 Contractual Services | 52,690.00 | 2,948.00 | 55,638.00 | 31,352.82 | 24,285.18 | 56.35 |
| 56000 Supplies | 437,223.00 | (1,090.00) | 436,133.00 | 104,017.55 | 332,115.45 | 23.85 |
| 57000 Operating Costs | 216,976.00 | 40,589.00 | 257,565.00 | 191,102.03 | 66,462.97 | 74.20 |
| 58000 Capital Purchases | 772,482.00 | 45,905.00 | 818,387.00 | 57,493.00 | 760,894.00 | 7.03 |
| 59000 Debt Service | 111,066.00 | 0.00 | 111,066.00 | 0.00 | 111,066.00 | 0.00 |
| 3002 Totals | 2,362,587.00 | 165,148.00 | 2,527,735.00 | 664,488.78 | 1,863,246.22 | 26.29 |
| 50000 Expenditures Totals | 2,362,587.00 | 165,148.00 | 2,527,735.00 | 664,488.78 | 1,863,246.22 | 26.29 |

60000 Other Financing Sources

| | Original | Adjustments | Adjusted | YTD | Balance | % Realized |
|--------------------------------------|-------------|-------------|-------------|-------------|---------|------------|
| 0001 No Department | | | | | | |
| 61000 Transfers | (25,000.00) | 0.00 | (25,000.00) | (25,000.00) | 0.00 | 100.00 |
| 0001 Totals | (25,000.00) | 0.00 | (25,000.00) | (25,000.00) | 0.00 | 100.00 |
| 60000 Other Financing Sources Totals | (25,000.00) | 0.00 | (25,000.00) | (25,000.00) | 0.00 | 100.00 |

21100 Law Enforcement Protection

20000 Liabilities

| | Original | Adjustments | Adjusted | YTD | Balance | % Realized |
|--------------------------|----------|-------------|----------|------------|----------|------------|
| 0001 No Department | | | | | | |
| 21000 Payables | 0.00 | 0.00 | 0.00 | (1,078.00) | 1,078.00 | (inf) |
| 0001 Totals | 0.00 | 0.00 | 0.00 | (1,078.00) | 1,078.00 | (inf) |
| 20000 Liabilities Totals | 0.00 | 0.00 | 0.00 | (1,078.00) | 1,078.00 | (inf) |

40000 Revenues

| | Original | Adjustments | Adjusted | YTD | Balance | % Realized |
|--|-----------|-------------|-----------|-----------|---------|------------|
| 0001 No Department | | | | | | |
| 47000 Intergovernmental Grants (Distributions) | 79,000.00 | 0.00 | 79,000.00 | 79,000.00 | 0.00 | 100.00 |
| 0001 Totals | 79,000.00 | 0.00 | 79,000.00 | 79,000.00 | 0.00 | 100.00 |
| 40000 Revenues Totals | 79,000.00 | 0.00 | 79,000.00 | 79,000.00 | 0.00 | 100.00 |

50000 Expenditures

| | Original | Adjustments | Adjusted | YTD | Balance | % Realized |
|----------------------------|-----------|-------------|-----------|-----------|---------|------------|
| 1005 County Sheriff | | | | | | |
| 53000 Travel Costs | 10,000.00 | 4,859.00 | 14,859.00 | 14,859.96 | (0.96) | 100.01 |
| 55000 Contractual Services | 16,000.00 | 0.00 | 16,000.00 | 15,999.84 | 0.16 | 100.00 |
| 56000 Supplies | 43,000.00 | 1.00 | 43,001.00 | 43,000.00 | 1.00 | 100.00 |
| 57000 Operating Costs | 10,000.00 | (4,860.00) | 5,140.00 | 5,140.00 | 0.00 | 100.00 |
| 1005 Totals | 79,000.00 | 0.00 | 79,000.00 | 78,999.80 | 0.20 | 100.00 |
| 50000 Expenditures Totals | 79,000.00 | 0.00 | 79,000.00 | 78,999.80 | 0.20 | 100.00 |

21700 Recreation

10000 Assets

| | Original | Adjustments | Adjusted | YTD | Balance | % Realized |
|---------------------|----------|-------------|----------|----------|---------|------------|
| 0001 No Department | | | | | | |
| 10100 Cash Assets | 3,161.00 | 0.00 | 3,161.00 | 3,161.00 | 0.00 | 100.00 |
| 0001 Totals | 3,161.00 | 0.00 | 3,161.00 | 3,161.00 | 0.00 | 100.00 |
| 10000 Assets Totals | 3,161.00 | 0.00 | 3,161.00 | 3,161.00 | 0.00 | 100.00 |

21800 Intergovernmental Grants

10000 Assets

| | Original | Adjustments | Adjusted | YTD | Balance | % Realized |
|---------------------|--------------|-------------|--------------|--------------|---------|------------|
| 0001 No Department | | | | | | |
| 10100 Cash Assets | 2,848,106.00 | 0.00 | 2,848,106.00 | 2,848,106.00 | 0.00 | 100.00 |
| 0001 Totals | 2,848,106.00 | 0.00 | 2,848,106.00 | 2,848,106.00 | 0.00 | 100.00 |
| 10000 Assets Totals | 2,848,106.00 | 0.00 | 2,848,106.00 | 2,848,106.00 | 0.00 | 100.00 |

20000 Liabilities

| | Original | Adjustments | Adjusted | YTD | Balance | % Realized |
|--------------------|----------|-------------|----------|-----|---------|------------|
| 0001 No Department | | | | | | |

| | | | | | | |
|--------------------------|------|------|------|--------------|------------|-------|
| 21000 Payables | 0.00 | 0.00 | 0.00 | (785,234.00) | 785,234.00 | (inf) |
| 0001 Totals | 0.00 | 0.00 | 0.00 | (785,234.00) | 785,234.00 | (inf) |
| 20000 Liabilities Totals | 0.00 | 0.00 | 0.00 | (785,234.00) | 785,234.00 | (inf) |

40000 Revenues

| 0001 No Department | Original | Adjustments | Adjusted | YTD | Balance | % Realized |
|--|--------------|-------------|--------------|--------------|--------------|------------|
| 46000 Miscellaneous Revenues | 572,973.00 | 337,602.00 | 910,575.00 | 849,310.95 | 61,264.05 | 93.27 |
| 47000 Intergovernmental Grants (Distributions) | 8,199,388.00 | 15,607.00 | 8,214,995.00 | 2,504,722.88 | 5,710,272.12 | 30.49 |
| 0001 Totals | 8,772,361.00 | 353,209.00 | 9,125,570.00 | 3,354,033.83 | 5,771,536.17 | 36.75 |
| 40000 Revenues Totals | 8,772,361.00 | 353,209.00 | 9,125,570.00 | 3,354,033.83 | 5,771,536.17 | 36.75 |

50000 Expenditures

| 2002 General Administration | Original | Adjustments | Adjusted | YTD | Balance | % Realized |
|-------------------------------------|--------------|-------------|--------------|--------------|--------------|------------|
| 51000 Salary & Wages (FTE required) | 33,990.00 | 0.00 | 33,990.00 | 17,182.00 | 16,808.00 | 50.55 |
| 53000 Travel Costs | 1,541,388.00 | 2,547.00 | 1,543,935.00 | 138,606.28 | 1,405,328.72 | 8.98 |
| 54000 Purchased Property Services | 17,131.00 | 0.00 | 17,131.00 | 0.00 | 17,131.00 | 0.00 |
| 55000 Contractual Services | 657,391.00 | (53,126.00) | 604,265.00 | 278,946.27 | 325,318.73 | 46.16 |
| 56000 Supplies | 244,238.00 | 204,997.00 | 449,235.00 | 301,460.63 | 147,774.37 | 67.11 |
| 57000 Operating Costs | 192,189.00 | 11,311.00 | 203,500.00 | 11,310.02 | 192,189.98 | 5.56 |
| 58000 Capital Purchases | 6,086,034.00 | 187,480.00 | 6,273,514.00 | 2,435,871.05 | 3,837,642.95 | 38.83 |
| 2002 Totals | 8,772,361.00 | 353,209.00 | 9,125,570.00 | 3,183,376.25 | 5,942,193.75 | 34.88 |
| 50000 Expenditures Totals | 8,772,361.00 | 353,209.00 | 9,125,570.00 | 3,183,376.25 | 5,942,193.75 | 34.88 |

22000 Indigent Fund

10000 Assets

| 0001 No Department | Original | Adjustments | Adjusted | YTD | Balance | % Realized |
|---------------------|--------------|-------------|--------------|--------------|---------|------------|
| 10100 Cash Assets | 2,322,844.00 | 0.00 | 2,322,844.00 | 2,322,844.00 | 0.00 | 100.00 |
| 0001 Totals | 2,322,844.00 | 0.00 | 2,322,844.00 | 2,322,844.00 | 0.00 | 100.00 |
| 10000 Assets Totals | 2,322,844.00 | 0.00 | 2,322,844.00 | 2,322,844.00 | 0.00 | 100.00 |

20000 Liabilities

| 0001 No Department | Original | Adjustments | Adjusted | YTD | Balance | % Realized |
|--------------------------|----------|-------------|----------|----------|------------|------------|
| 21000 Payables | 0.00 | 0.00 | 0.00 | 1,259.00 | (1,259.00) | inf |
| 0001 Totals | 0.00 | 0.00 | 0.00 | 1,259.00 | (1,259.00) | inf |
| 20000 Liabilities Totals | 0.00 | 0.00 | 0.00 | 1,259.00 | (1,259.00) | inf |

40000 Revenues

| 0001 No Department | Original | Adjustments | Adjusted | YTD | Balance | % Realized |
|--|--------------|-------------|--------------|--------------|----------------|------------|
| 41000 Taxes Local Effort | 3,831,699.00 | 0.00 | 3,831,699.00 | 4,865,202.08 | (1,033,503.08) | 126.97 |
| 46000 Miscellaneous Revenues | 4,700.00 | 0.00 | 4,700.00 | 75,413.01 | (70,713.01) | 1,604.53 |
| 47000 Intergovernmental Grants (Distributions) | 878,979.00 | 0.00 | 878,979.00 | 1,155,798.94 | (276,819.94) | 131.49 |
| 0001 Totals | 4,715,378.00 | 0.00 | 4,715,378.00 | 6,096,414.03 | (1,381,036.03) | 129.29 |
| 40000 Revenues Totals | 4,715,378.00 | 0.00 | 4,715,378.00 | 6,096,414.03 | (1,381,036.03) | 129.29 |

50000 Expenditures

| 4001 Indigent Care | Original | Adjustments | Adjusted | YTD | Balance | % Realized |
|-------------------------------------|--------------|-------------|--------------|--------------|-----------|------------|
| 51000 Salary & Wages (FTE required) | 99,868.00 | 0.00 | 99,868.00 | 98,967.64 | 900.36 | 99.10 |
| 52000 Employee Benefits | 53,252.00 | (1,500.00) | 51,752.00 | 50,605.60 | 1,146.40 | 97.78 |
| 53000 Travel Costs | 1,200.00 | 19.00 | 1,219.00 | 957.47 | 261.53 | 78.55 |
| 55000 Contractual Services | 28,251.00 | 0.00 | 28,251.00 | 27,821.39 | 429.61 | 98.48 |
| 56000 Supplies | 3,500.00 | 0.00 | 3,500.00 | 2,590.26 | 909.74 | 74.01 |
| 57000 Operating Costs | 4,755,953.00 | 207,021.00 | 4,962,974.00 | 4,944,086.13 | 18,887.87 | 99.62 |
| 4001 Totals | 4,942,024.00 | 205,540.00 | 5,147,564.00 | 5,125,028.49 | 22,535.51 | 99.56 |
| 50000 Expenditures Totals | 4,942,024.00 | 205,540.00 | 5,147,564.00 | 5,125,028.49 | 22,535.51 | 99.56 |

22200 County Fire Gross Receipts Tax

10000 Assets

| 0001 No Department | Original | Adjustments | Adjusted | YTD | Balance | % Realized |
|--------------------|--------------|-------------|--------------|--------------|---------|------------|
| 10100 Cash Assets | 3,868,773.00 | 0.00 | 3,868,773.00 | 3,868,773.00 | 0.00 | 100.00 |
| 0001 Totals | 3,868,773.00 | 0.00 | 3,868,773.00 | 3,868,773.00 | 0.00 | 100.00 |

| | | | | | | | |
|---|---|---------------------|------------------|---------------------|---------------------|---------------------|---------------|
| | 10000 Assets Totals | 3,868,773.00 | 0.00 | 3,868,773.00 | 3,868,773.00 | 0.00 | 100.00 |
| 40000 Revenues | | | | | | | |
| 0001 No Department | Original | Adjustments | Adjusted | YTD | Balance | % Realized | |
| 41000 Taxes Local Effort | 511,337.00 | 0.00 | 511,337.00 | 665,826.06 | (154,489.06) | 130.21 | |
| 46000 Miscellaneous Revenues | 1,820.00 | 0.00 | 1,820.00 | 79,735.92 | (77,915.92) | 4,381.09 | |
| | 0001 Totals | 513,157.00 | 0.00 | 513,157.00 | 745,561.98 | (232,404.98) | 145.29 |
| | 40000 Revenues Totals | 513,157.00 | 0.00 | 513,157.00 | 745,561.98 | (232,404.98) | 145.29 |
| 50000 Expenditures | | | | | | | |
| 3002 Fire Protection | Original | Adjustments | Adjusted | YTD | Balance | % Realized | |
| 57000 Operating Costs | 17,000.00 | 2,971.00 | 19,971.00 | 19,970.58 | 0.42 | 100.00 | |
| 58000 Capital Purchases | 1,257,365.00 | (2,971.00) | 1,254,394.00 | 0.00 | 1,254,394.00 | 0.00 | |
| | 3002 Totals | 1,274,365.00 | 0.00 | 1,274,365.00 | 19,970.58 | 1,254,394.42 | 1.57 |
| | 50000 Expenditures Totals | 1,274,365.00 | 0.00 | 1,274,365.00 | 19,970.58 | 1,254,394.42 | 1.57 |
| 60000 Other Financing Sources | | | | | | | |
| 0001 No Department | Original | Adjustments | Adjusted | YTD | Balance | % Realized | |
| 61000 Transfers | 30,000.00 | 0.00 | 30,000.00 | 30,000.00 | 0.00 | 100.00 | |
| | 0001 Totals | 30,000.00 | 0.00 | 30,000.00 | 30,000.00 | 0.00 | 100.00 |
| | 60000 Other Financing Sources Totals | 30,000.00 | 0.00 | 30,000.00 | 30,000.00 | 0.00 | 100.00 |
| 22300 DWI Fund | | | | | | | |
| 10000 Assets | | | | | | | |
| 0001 No Department | Original | Adjustments | Adjusted | YTD | Balance | % Realized | |
| 10100 Cash Assets | 30,971.00 | 0.00 | 30,971.00 | 30,971.00 | 0.00 | 100.00 | |
| | 0001 Totals | 30,971.00 | 0.00 | 30,971.00 | 30,971.00 | 0.00 | 100.00 |
| | 10000 Assets Totals | 30,971.00 | 0.00 | 30,971.00 | 30,971.00 | 0.00 | 100.00 |
| 20000 Liabilities | | | | | | | |
| 0001 No Department | Original | Adjustments | Adjusted | YTD | Balance | % Realized | |
| 21000 Payables | 0.00 | 0.00 | 0.00 | 3,640.00 | (3,640.00) | inf | |
| | 0001 Totals | 0.00 | 0.00 | 0.00 | (3,640.00) | inf | |
| | 20000 Liabilities Totals | 0.00 | 0.00 | 0.00 | (3,640.00) | inf | |
| 40000 Revenues | | | | | | | |
| 0001 No Department | Original | Adjustments | Adjusted | YTD | Balance | % Realized | |
| 45000 Fines & Forfeits | 132,000.00 | 0.00 | 132,000.00 | 128,853.00 | 3,147.00 | 97.62 | |
| 47000 Intergovernmental Grants (Distributions) | 529,503.00 | 15,178.00 | 544,681.00 | 541,434.06 | 3,246.94 | 99.40 | |
| | 0001 Totals | 661,503.00 | 15,178.00 | 676,681.00 | 6,393.94 | 99.06 | |
| | 40000 Revenues Totals | 661,503.00 | 15,178.00 | 676,681.00 | 6,393.94 | 99.06 | |
| 50000 Expenditures | | | | | | | |
| 3006 DWI Prevention | Original | Adjustments | Adjusted | YTD | Balance | % Realized | |
| 51000 Salary & Wages (FTE required) | 226,492.00 | 41,678.00 | 268,170.00 | 302,087.92 | (33,917.92) | 112.65 | |
| 52000 Employee Benefits | 89,278.00 | (7,094.00) | 82,184.00 | 80,161.29 | 2,022.71 | 97.54 | |
| 53000 Travel Costs | 12,856.00 | 30.00 | 12,886.00 | 8,742.39 | 4,143.61 | 67.84 | |
| 54000 Purchased Property Services | 1,700.00 | 0.00 | 1,700.00 | 1,259.46 | 440.54 | 74.09 | |
| 55000 Contractual Services | 256,792.00 | (29,040.00) | 227,752.00 | 223,475.86 | 4,276.14 | 98.12 | |
| 56000 Supplies | 41,500.00 | 8,463.00 | 49,963.00 | 37,256.41 | 12,706.59 | 74.57 | |
| 57000 Operating Costs | 20,395.00 | 1,141.00 | 21,536.00 | 17,946.03 | 3,589.97 | 83.33 | |
| | 3006 Totals | 649,013.00 | 15,178.00 | 664,191.00 | 670,929.36 | (6,738.36) | 101.01 |
| | 50000 Expenditures Totals | 649,013.00 | 15,178.00 | 664,191.00 | 670,929.36 | (6,738.36) | 101.01 |
| 22500 Clerks Recording & Filing Fund | | | | | | | |
| 10000 Assets | | | | | | | |
| 0001 No Department | Original | Adjustments | Adjusted | YTD | Balance | % Realized | |
| 10100 Cash Assets | 258,040.00 | 0.00 | 258,040.00 | 258,040.00 | 0.00 | 100.00 | |
| | 0001 Totals | 258,040.00 | 0.00 | 258,040.00 | 258,040.00 | 0.00 | 100.00 |
| | 10000 Assets Totals | 258,040.00 | 0.00 | 258,040.00 | 258,040.00 | 0.00 | 100.00 |
| 40000 Revenues | | | | | | | |

| 0001 No Department | Original | Adjustments | Adjusted | YTD | Balance | % Realized |
|----------------------------|-----------|-------------|-----------|-----------|-----------|------------|
| 44000 Charges for Services | 67,940.00 | 0.00 | 67,940.00 | 57,771.00 | 10,169.00 | 85.03 |
| 0001 Totals | 67,940.00 | 0.00 | 67,940.00 | 57,771.00 | 10,169.00 | 85.03 |
| 40000 Revenues Totals | 67,940.00 | 0.00 | 67,940.00 | 57,771.00 | 10,169.00 | 85.03 |

50000 Expenditures

| 1004 County Clerk | Original | Adjustments | Adjusted | YTD | Balance | % Realized |
|-----------------------------------|-----------|-------------|-----------|-----------|----------|------------|
| 53000 Travel Costs | 4,460.00 | 0.00 | 4,460.00 | 283.23 | 4,176.77 | 6.35 |
| 54000 Purchased Property Services | 3,500.00 | 0.00 | 3,500.00 | 3,223.17 | 276.83 | 92.09 |
| 55000 Contractual Services | 18,597.00 | 0.00 | 18,597.00 | 17,716.15 | 880.85 | 95.26 |
| 56000 Supplies | 2,000.00 | 0.00 | 2,000.00 | 1,771.49 | 228.51 | 88.57 |
| 57000 Operating Costs | 4,500.00 | 0.00 | 4,500.00 | 3,230.60 | 1,269.40 | 71.79 |
| 1004 Totals | 33,057.00 | 0.00 | 33,057.00 | 26,224.64 | 6,832.36 | 79.33 |
| 50000 Expenditures Totals | 33,057.00 | 0.00 | 33,057.00 | 26,224.64 | 6,832.36 | 79.33 |

22600 Jail - Detention

10000 Assets

| 0001 No Department | Original | Adjustments | Adjusted | YTD | Balance | % Realized |
|---------------------|--------------|-------------|--------------|--------------|---------|------------|
| 10100 Cash Assets | 8,460,079.00 | 0.00 | 8,460,079.00 | 8,460,079.00 | 0.00 | 100.00 |
| 0001 Totals | 8,460,079.00 | 0.00 | 8,460,079.00 | 8,460,079.00 | 0.00 | 100.00 |
| 10000 Assets Totals | 8,460,079.00 | 0.00 | 8,460,079.00 | 8,460,079.00 | 0.00 | 100.00 |

20000 Liabilities

| 0001 No Department | Original | Adjustments | Adjusted | YTD | Balance | % Realized |
|--------------------------|----------|-------------|----------|-----------|-------------|------------|
| 21000 Payables | 0.00 | 0.00 | 0.00 | 49,718.00 | (49,718.00) | inf |
| 0001 Totals | 0.00 | 0.00 | 0.00 | 49,718.00 | (49,718.00) | inf |
| 20000 Liabilities Totals | 0.00 | 0.00 | 0.00 | 49,718.00 | (49,718.00) | inf |

40000 Revenues

| 0001 No Department | Original | Adjustments | Adjusted | YTD | Balance | % Realized |
|------------------------------|--------------|-------------|--------------|--------------|----------------|------------|
| 41000 Taxes Local Effort | 7,495,301.00 | 0.00 | 7,495,301.00 | 8,909,092.30 | (1,413,791.30) | 118.86 |
| 46000 Miscellaneous Revenues | 4,200.00 | 0.00 | 4,200.00 | 99,456.96 | (95,256.96) | 2,368.02 |
| 0001 Totals | 7,499,501.00 | 0.00 | 7,499,501.00 | 9,008,549.26 | (1,509,048.26) | 120.12 |
| 40000 Revenues Totals | 7,499,501.00 | 0.00 | 7,499,501.00 | 9,008,549.26 | (1,509,048.26) | 120.12 |

50000 Expenditures

| 8002 Detention Center | Original | Adjustments | Adjusted | YTD | Balance | % Realized |
|-----------------------------------|--------------|-------------|--------------|--------------|-----------|------------|
| 53000 Travel Costs | 46,000.00 | (3,717.00) | 42,283.00 | 42,167.28 | 115.72 | 99.73 |
| 54000 Purchased Property Services | 80,127.00 | (20,100.00) | 60,027.00 | 58,619.72 | 1,407.28 | 97.66 |
| 55000 Contractual Services | 736,339.00 | (19,220.00) | 717,119.00 | 704,691.01 | 12,427.99 | 98.27 |
| 56000 Supplies | 193,000.00 | 1,114.00 | 194,114.00 | 183,296.67 | 10,817.33 | 94.43 |
| 57000 Operating Costs | 695,875.00 | 84,923.00 | 780,798.00 | 779,503.39 | 1,294.61 | 99.83 |
| 59000 Debt Service | 599,070.00 | 0.00 | 599,070.00 | 598,582.33 | 487.67 | 99.92 |
| 8002 Totals | 2,350,411.00 | 43,000.00 | 2,393,411.00 | 2,366,860.40 | 26,550.60 | 98.89 |
| 50000 Expenditures Totals | 2,350,411.00 | 43,000.00 | 2,393,411.00 | 2,366,860.40 | 26,550.60 | 98.89 |

60000 Other Financing Sources

| 0001 No Department | Original | Adjustments | Adjusted | YTD | Balance | % Realized |
|--------------------------------------|----------------|-------------|----------------|----------------|---------|------------|
| 61000 Transfers | (6,000,000.00) | 0.00 | (6,000,000.00) | (6,000,000.00) | 0.00 | 100.00 |
| 0001 Totals | (6,000,000.00) | 0.00 | (6,000,000.00) | (6,000,000.00) | 0.00 | 100.00 |
| 60000 Other Financing Sources Totals | (6,000,000.00) | 0.00 | (6,000,000.00) | (6,000,000.00) | 0.00 | 100.00 |

26000 American Rescue Plan Act

10000 Assets

| 0001 No Department | Original | Adjustments | Adjusted | YTD | Balance | % Realized |
|---------------------|---------------|-------------|---------------|---------------|---------|------------|
| 10100 Cash Assets | 10,367,745.00 | 0.00 | 10,367,745.00 | 10,367,745.00 | 0.00 | 100.00 |
| 0001 Totals | 10,367,745.00 | 0.00 | 10,367,745.00 | 10,367,745.00 | 0.00 | 100.00 |
| 10000 Assets Totals | 10,367,745.00 | 0.00 | 10,367,745.00 | 10,367,745.00 | 0.00 | 100.00 |

50000 Expenditures

| 2002 General Administration | Original | Adjustments | Adjusted | YTD | Balance | % Realized |
|-----------------------------|----------|-------------|----------|-----|---------|------------|
|-----------------------------|----------|-------------|----------|-----|---------|------------|

| | | | | | | |
|----------------------------------|------------------|---------------------|---------------------|---------------------|-----------------|--------------|
| 57000 Operating Costs | 60,000.00 | 7,826,339.00 | 7,886,339.00 | 7,880,113.27 | 6,225.73 | 99.92 |
| 2002 Totals | 60,000.00 | 7,826,339.00 | 7,886,339.00 | 7,880,113.27 | 6,225.73 | 99.92 |
| 50000 Expenditures Totals | 60,000.00 | 7,826,339.00 | 7,886,339.00 | 7,880,113.27 | 6,225.73 | 99.92 |

27000 LG Abatement Opioid Fund

40000 Revenues

| 0001 No Department | Original | Adjustments | Adjusted | YTD | Balance | % Realized |
|------------------------------|-------------|-------------|-------------|-------------------|---------------------|------------|
| 46000 Miscellaneous Revenues | 0.00 | 0.00 | 0.00 | 542,518.55 | (542,518.55) | inf |
| 0001 Totals | 0.00 | 0.00 | 0.00 | 542,518.55 | (542,518.55) | inf |
| 40000 Revenues Totals | 0.00 | 0.00 | 0.00 | 542,518.55 | (542,518.55) | inf |

29000 Local Assistance Tribal Consistency Fund-LATCF

40000 Revenues

| 0001 No Department | Original | Adjustments | Adjusted | YTD | Balance | % Realized |
|--|-------------|---------------------|---------------------|---------------------|---------------|---------------|
| 46000 Miscellaneous Revenues | 0.00 | 0.00 | 0.00 | 0.00 | 0.00 | nan |
| 47000 Intergovernmental Grants (Distributions) | 0.00 | 3,930,445.00 | 3,930,445.00 | 3,930,445.20 | (0.20) | 100.00 |
| 0001 Totals | 0.00 | 3,930,445.00 | 3,930,445.00 | 3,930,445.20 | (0.20) | 100.00 |
| 40000 Revenues Totals | 0.00 | 3,930,445.00 | 3,930,445.00 | 3,930,445.20 | (0.20) | 100.00 |

50000 Expenditures

| 2002 General Administration | Original | Adjustments | Adjusted | YTD | Balance | % Realized |
|----------------------------------|-------------|---------------------|---------------------|-------------------|---------------------|-------------|
| 58000 Capital Purchases | 0.00 | 3,930,445.00 | 3,930,445.00 | 224,698.83 | 3,705,746.17 | 5.72 |
| 2002 Totals | 0.00 | 3,930,445.00 | 3,930,445.00 | 224,698.83 | 3,705,746.17 | 5.72 |
| 50000 Expenditures Totals | 0.00 | 3,930,445.00 | 3,930,445.00 | 224,698.83 | 3,705,746.17 | 5.72 |

29900 Other Special Revenue

10000 Assets

| 0001 No Department | Original | Adjustments | Adjusted | YTD | Balance | % Realized |
|----------------------------|---------------------|-------------|---------------------|---------------------|-------------|---------------|
| 10100 Cash Assets | 2,619,005.00 | 0.00 | 2,619,005.00 | 2,619,005.00 | 0.00 | 100.00 |
| 0001 Totals | 2,619,005.00 | 0.00 | 2,619,005.00 | 2,619,005.00 | 0.00 | 100.00 |
| 10000 Assets Totals | 2,619,005.00 | 0.00 | 2,619,005.00 | 2,619,005.00 | 0.00 | 100.00 |

20000 Liabilities

| 0001 No Department | Original | Adjustments | Adjusted | YTD | Balance | % Realized |
|---------------------------------|-------------|-------------|-------------|-------------------|-----------------|--------------|
| 21000 Payables | 0.00 | 0.00 | 0.00 | (4,905.00) | 4,905.00 | (inf) |
| 0001 Totals | 0.00 | 0.00 | 0.00 | (4,905.00) | 4,905.00 | (inf) |
| 20000 Liabilities Totals | 0.00 | 0.00 | 0.00 | (4,905.00) | 4,905.00 | (inf) |

40000 Revenues

| 0001 No Department | Original | Adjustments | Adjusted | YTD | Balance | % Realized |
|--|---------------------|-------------|---------------------|---------------------|--------------------|---------------|
| 46000 Miscellaneous Revenues | 0.00 | 0.00 | 0.00 | 2,400.00 | (2,400.00) | inf |
| 47000 Intergovernmental Grants (Distributions) | 1,605,168.00 | 0.00 | 1,605,168.00 | 1,683,663.69 | (78,495.69) | 104.89 |
| 0001 Totals | 1,605,168.00 | 0.00 | 1,605,168.00 | 1,686,063.69 | (80,895.69) | 105.04 |
| 40000 Revenues Totals | 1,605,168.00 | 0.00 | 1,605,168.00 | 1,686,063.69 | (80,895.69) | 105.04 |

50000 Expenditures

| 2002 General Administration | Original | Adjustments | Adjusted | YTD | Balance | % Realized |
|-------------------------------------|---------------------|-----------------|---------------------|---------------------|-------------------|--------------|
| 51000 Salary & Wages (FTE required) | 698,500.00 | (3,500.00) | 695,000.00 | 587,512.53 | 107,487.47 | 84.53 |
| 52000 Employee Benefits | 352,130.00 | 1,900.00 | 354,030.00 | 283,993.34 | 70,036.66 | 80.22 |
| 53000 Travel Costs | 3,000.00 | (300.00) | 2,700.00 | 1,011.74 | 1,688.26 | 37.47 |
| 54000 Purchased Property Services | 329,000.00 | 3,199.00 | 332,199.00 | 202,124.32 | 130,074.68 | 60.84 |
| 55000 Contractual Services | 46,000.00 | (15,139.00) | 30,861.00 | 10,304.85 | 20,556.15 | 33.39 |
| 56000 Supplies | 216,000.00 | 13,547.00 | 229,547.00 | 194,553.56 | 34,993.44 | 84.76 |
| 57000 Operating Costs | 83,049.00 | (807.00) | 82,242.00 | 69,745.35 | 12,496.65 | 84.81 |
| 58000 Capital Purchases | 115,000.00 | 6,000.00 | 121,000.00 | 120,205.50 | 794.50 | 99.34 |
| 2002 Totals | 1,842,679.00 | 4,900.00 | 1,847,579.00 | 1,469,451.19 | 378,127.81 | 79.53 |
| 50000 Expenditures Totals | 1,842,679.00 | 4,900.00 | 1,847,579.00 | 1,469,451.19 | 378,127.81 | 79.53 |

39900 Other Capital Projects

10000 Assets

| 0001 No Department | Original | Adjustments | Adjusted | YTD | Balance | % Realized |
|--------------------|----------|-------------|----------|-----|---------|------------|
|--------------------|----------|-------------|----------|-----|---------|------------|

| | | | | | | |
|--|----------------|--------------|----------------|----------------|----------------|------------|
| 10100 Cash Assets | 471,565.00 | 0.00 | 471,565.00 | 471,565.00 | 0.00 | 100.00 |
| 0001 Totals | 471,565.00 | 0.00 | 471,565.00 | 471,565.00 | 0.00 | 100.00 |
| 10000 Assets Totals | 471,565.00 | 0.00 | 471,565.00 | 471,565.00 | 0.00 | 100.00 |
| 20000 Liabilities | | | | | | |
| 0001 No Department | Original | Adjustments | Adjusted | YTD | Balance | % Realized |
| 21000 Payables | 0.00 | 0.00 | 0.00 | (15,329.00) | 15,329.00 | (inf) |
| 0001 Totals | 0.00 | 0.00 | 0.00 | (15,329.00) | 15,329.00 | (inf) |
| 20000 Liabilities Totals | 0.00 | 0.00 | 0.00 | (15,329.00) | 15,329.00 | (inf) |
| 50000 Expenditures | | | | | | |
| 2002 General Administration | Original | Adjustments | Adjusted | YTD | Balance | % Realized |
| 55000 Contractual Services | 1,030,595.00 | 226,367.00 | 1,256,962.00 | 1,242,853.64 | 14,108.36 | 98.88 |
| 56000 Supplies | 0.00 | 147,000.00 | 147,000.00 | 146,108.12 | 891.88 | 99.39 |
| 58000 Capital Purchases | 2,216,398.00 | (267,367.00) | 1,949,031.00 | 1,520,781.38 | 428,249.62 | 78.03 |
| 2002 Totals | 3,246,993.00 | 106,000.00 | 3,352,993.00 | 2,909,743.14 | 443,249.86 | 86.78 |
| 50000 Expenditures Totals | 3,246,993.00 | 106,000.00 | 3,352,993.00 | 2,909,743.14 | 443,249.86 | 86.78 |
| 60000 Other Financing Sources | | | | | | |
| 0001 No Department | Original | Adjustments | Adjusted | YTD | Balance | % Realized |
| 61000 Transfers | 3,500,000.00 | 0.00 | 3,500,000.00 | 3,700,000.00 | (200,000.00) | 105.71 |
| 0001 Totals | 3,500,000.00 | 0.00 | 3,500,000.00 | 3,700,000.00 | (200,000.00) | 105.71 |
| 60000 Other Financing Sources Totals | 3,500,000.00 | 0.00 | 3,500,000.00 | 3,700,000.00 | (200,000.00) | 105.71 |
| 40200 GRT Revenue Bond Debt Service | | | | | | |
| 10000 Assets | | | | | | |
| 0001 No Department | Original | Adjustments | Adjusted | YTD | Balance | % Realized |
| 10100 Cash Assets | 5,756,660.00 | 0.00 | 5,756,660.00 | 5,756,660.00 | 0.00 | 100.00 |
| 0001 Totals | 5,756,660.00 | 0.00 | 5,756,660.00 | 5,756,660.00 | 0.00 | 100.00 |
| 10000 Assets Totals | 5,756,660.00 | 0.00 | 5,756,660.00 | 5,756,660.00 | 0.00 | 100.00 |
| 40000 Revenues | | | | | | |
| 0001 No Department | Original | Adjustments | Adjusted | YTD | Balance | % Realized |
| 41000 Taxes Local Effort | 2,795,872.00 | 0.00 | 2,795,872.00 | 3,529,158.89 | (733,286.89) | 126.23 |
| 46000 Miscellaneous Revenues | 5,100.00 | 0.00 | 5,100.00 | 225,918.46 | (220,818.46) | 4,429.77 |
| 0001 Totals | 2,800,972.00 | 0.00 | 2,800,972.00 | 3,755,077.35 | (954,105.35) | 134.06 |
| 40000 Revenues Totals | 2,800,972.00 | 0.00 | 2,800,972.00 | 3,755,077.35 | (954,105.35) | 134.06 |
| 50000 Expenditures | | | | | | |
| 2004 Finance/Budget/Accounting | Original | Adjustments | Adjusted | YTD | Balance | % Realized |
| 59000 Debt Service | 0.00 | 171,800.00 | 171,800.00 | 194,265.87 | (22,465.87) | 113.08 |
| 2004 Totals | 0.00 | 171,800.00 | 171,800.00 | 194,265.87 | (22,465.87) | 113.08 |
| 50000 Expenditures Totals | 0.00 | 171,800.00 | 171,800.00 | 194,265.87 | (22,465.87) | 113.08 |
| 60000 Other Financing Sources | | | | | | |
| 0001 No Department | Original | Adjustments | Adjusted | YTD | Balance | % Realized |
| 61000 Transfers | (2,750,000.00) | 0.00 | (2,750,000.00) | (1,300,000.00) | (1,450,000.00) | 47.27 |
| 0001 Totals | (2,750,000.00) | 0.00 | (2,750,000.00) | (1,300,000.00) | (1,450,000.00) | 47.27 |
| 60000 Other Financing Sources Totals | (2,750,000.00) | 0.00 | (2,750,000.00) | (1,300,000.00) | (1,450,000.00) | 47.27 |
| 40400 NMFA Loan Debt Service | | | | | | |
| 40000 Revenues | | | | | | |
| 0001 No Department | Original | Adjustments | Adjusted | YTD | Balance | % Realized |
| 46000 Miscellaneous Revenues | 710,136.00 | 0.00 | 710,136.00 | 0.00 | 710,136.00 | 0.00 |
| 0001 Totals | 710,136.00 | 0.00 | 710,136.00 | 0.00 | 710,136.00 | 0.00 |
| 40000 Revenues Totals | 710,136.00 | 0.00 | 710,136.00 | 0.00 | 710,136.00 | 0.00 |
| 50000 Expenditures | | | | | | |
| 2002 General Administration | Original | Adjustments | Adjusted | YTD | Balance | % Realized |
| 59000 Debt Service | 710,136.00 | 0.00 | 710,136.00 | 0.00 | 710,136.00 | 0.00 |
| 2002 Totals | 710,136.00 | 0.00 | 710,136.00 | 0.00 | 710,136.00 | 0.00 |
| 50000 Expenditures Totals | 710,136.00 | 0.00 | 710,136.00 | 0.00 | 710,136.00 | 0.00 |

Identify detail on all adjustments listed on budget recap page. Please identify each transaction separately.

County QUARTERLY REPORT ADJUSTMENT SCHEDULE

| FUND | TOTAL Adjustment AMOUNT | Detailed adjustment | Explanation |
|-------------------------------|-------------------------------|------------------------|---|
| GENERAL FUND - Operating (GF) | (9567507) | | |
| | | 488474 | Accrued Expenses |
| | | 30229 | Pre-Paid |
| | | (20000) | Tempoary Transfer |
| | | (88708) | Record AR fpr FY23 |
| | | 5308 | Record AR Payments for FY22 PD in FY23 |
| | | 18930 | Record Adjustment to Reflect Doubtful AR FY20 |
| | | (2000) | Record Outstanding AR for FY23 |
| | | 260 | Reverse Outstanding AR for FY 23 Due to Pmts |
| | | (10000000) | Transfer to Investments |
| CORRECTION | (5262) | | Accrued Expenses |
| ENVIRONMENTAL GRT | 3217 | | |
| | | 3227 | Accrued Expenses |
| | | (10) | Pre-Paid |
| County Property Valuation | (2168) | | |
| | | (2113) | Accrued Expenses |
| | | (55) | Pre-Paid |
| COUNTY ROAD | (184901) | | |
| | | (60840) | Accrued Expenses |
| | | (1481) | Pre-Paid |
| | | (22580) | Inventory |
| | | (100000) | Record AR for FY23 |
| EMS | | | |
| ENHANCED 911 | | | |
| Farm & Range Improvement | | | |
| FIRE PROTECTION FUND | (155) | | |
| | | 1915 | Accrued Expenses |
| | | (1254) | Pre-Paid |
| | | (816) | Record AR for FY23 |
| LEPF | 1078 | | Accrued Expenses |
| LODGERS' TAX | | | |
| RECREATION | | | |
| INTERGOVERNMENTAL GRANTS | 785234 | | |
| | | (20524) | Accrued Expense |
| | | (531601) | Record AR for FY23 |
| | | 1369602 | Record AR Payments for FY22 PD in FY23 |
| | | (81152) | Record Outstanding AR for FY23 |
| | | (7803) | Record Outstanding AR for FY23 #3 |
| | | 56712 | Reverse Outstanding AR for FY23 Due to Pmts |
| SENIOR CITIZEN | | | |
| COUNTY INDIGENT FUND | (1259) | | |
| | | (1228) | Accrued Expenes |
| | | (31) | Pre-Paid |
| COUNTY HOSPITAL FUND | | | |
| COUNTY FIRE PROTECTION | | | |
| DWI PROGRAM | (3640) | | |

| | | | |
|--------------------------|---------|---------|--|
| | | (1489) | Accrued Expenses |
| | | (23) | Pre-Paid |
| | | 17000 | Record AR Payments for FY22 PD in FY23 |
| | | (19128) | Record Outstanding AR for FY23 |
| Clerk Recording & Filing | | | |
| JAIL - DETENTION FUND | (49718) | | |
| | | (14) | Accrued Expenses |
| | | (49704) | Pre-Paid |
| OTHER | 4905 | | |
| | | 8682 | Accrued Expenses |
| | | (1121) | Pre-Paid |
| | | (2300) | Record AR for FY23 |
| | | (356) | Record Outstanding AR for FY23 |
| CAPITAL PROJECT FUNDS | 15329 | | Accrued Expenses |
| G. O. BONDS | | | |
| REVENUE BONDS | | | |
| DEBT SERVICE OTHER | | | |
| ENTERPRISE FUNDS | | | |
| Water Fund | | | |
| Solid Waste | | | |
| Waste Water | | | |
| Airport | | | |
| Ambulance | | | |
| Cemetery | | | |
| Housing | | | |
| Parking | | | |
| Other Enterprise | | | |
| Other Enterprise | | | |
| Other Enterprise | | | |
| Other Enterprise | | | |
| INTERNAL SERVICE FUNDS | (8542) | | |
| | | (1787) | Accrued Expenses |
| | | (6755) | Inventory |
| TRUST AND AGENCY FUNDS | | | |

AGENDA ITEM: 4

Resolution R-23-030 Adopting the FY 2025-2029 Infrastructure Capital Improvements Plan and authorizing the Permission of Access Forms.

MEETING DATE: July 27, 2023

STAFF SUMMARY REPORT

ACTION REQUESTED BY: Adriana Zapata, Community Development Division

ACTION REQUESTED: Approve Resolution

ITEM SUMMARY:

This Resolution is for Adopting the Fiscal Year 2025-2029 ICIP and authorizing the Permission of Access Forms.

Staff recommends approval of Resolution.

SUPPORT DOCUMENTS: Resolution R-23-030 and the Permission of Access Forms.

SUMMARY BY: Adriana Zapata

TITLE: Community Development Project Specialist

Chaves County Government

County of Chaves

Resolution R-23-030

A RESOLUTION

ADOPTING THE FY 2025-2029 INFRASTRUCTURE CAPITAL IMPROVEMENT PLAN (ICIP)

WHEREAS, the Board of Commissioners of Chaves County recognizes that the financing of public capital projects has become a major concern in New Mexico and Nationally; and

WHEREAS, in times of scarce resources, it is necessary to find new financing mechanisms and maximize the use of existing resources; and

WHEREAS, systematic capital improvements planning is an effective tool for communities to define their development needs, establish priorities and pursue concrete actions and strategies to achieve necessary project development; and

WHEREAS, this process contributes to local and regional efforts in project identification and selection in short and long range capital planning efforts.

NOW, THEREFORE, BE IT RESOLVED BY THE CHAVES COUNTY COMMISSION THAT:

1. The county has adopted the attached FY 2025-2029 Infrastructure Capital Improvement Plan, and
2. It is intended that the Plan be a working document and is the first of many steps toward improving rational, long-range capital planning and budgeting for New Mexico's infrastructure.
3. This Resolution supersedes Resolution Number R-22-038.

PASSED, APPROVED AND ADOPTED by the governing body at its meeting of July 27, 2023

Jeff Bilberry, Chairman

County Commission Chairman

ATTEST:

Chaves County Clerk

AGENDA ITEM: 5

Resolution R-23-031 Opposing the
Listing of the Dunes Sagebrush
Lizard as an Endangered Species

MEETING DATE: July 27, 2023

STAFF SUMMARY REPORT

ACTION REQUESTED BY: Bill Williams, County Manager

ACTION REQUESTED: Approve Resolution

ITEM SUMMARY:

This resolution opposes the proposed listing, by the US Fish and Wildlife Service, of the Dunes Sagebrush Lizard as an endangered species. This proposed listing is wrought with inaccuracies and composed of studies which support the proposed outcome, rather than utilizing all available information for the listing efforts.

Staff recommends approval.

SUPPORT DOCUMENTS: Resolution R-23-031

SUMMARY BY: William B. Williams

TITLE: County Manager

**RESOLUTION R-23-031 OPPOSING THE
LISTING OF THE DUNES SAGEBRUSH LIZARD
AS AN ENDANGERED SPECIES**

WHEREAS, the U.S. Fish and Wildlife Service ("FWS") has proposed listing the Dunes Sagebrush Lizard as an endangered species, promulgating full and immediate protections of the habitat in West Texas and Southeast New Mexico; and

WHEREAS, the Chaves County Board of Commissioners believes that the U.S. Fish and Wildlife Service has not scientifically established the historical or current populations of the Dunes Sagebrush Lizard; and

WHEREAS, the Chaves County Board of Commissioners believes that there are other flaws in the "science" currently being relied on by the U.S. Fish and Wildlife Service; and

WHEREAS, the FWS seems to have arbitrarily and capriciously dismissed any studies which disagreed with their studies of population trends, levels of sustainability, species resiliency, and other factors which were used to designate the Dunes Sagebrush Lizard as endangered; and

WHEREAS, the loss of the robust energy, agriculture, and utility employment sectors in the region, will also adversely impact thousands of support jobs necessary to sustain the region's economic health and vitality; and

WHEREAS, the scope of protection offered by U.S. Fish and Wildlife Service in listing the Dunes Sagebrush Lizard as "endangered" is excessive and will result in harm to working families, local industries and communities, as well as the State of New Mexico.

NOW THEREFORE, BE IT RESOLVED, that the Chaves County Board of Commissioners stands in resolute opposition to the proposed listing of the Dunes Sagebrush Lizard as an endangered species and encourages the U.S. Fish and Wildlife Service to reevaluate its "scientific" data.

Passed and adopted this 27th day of July, 2023.

BOARD OF CHAVES COUNTY COMMISSIONERS

Jeff Bilberry, Chairman

T. Calder Ezzell Jr, Vice-Chairman

Dara Dana, Member

Richard C. Taylor, Member

Michael Perry, Member

ATTEST:

Cindy Fuller
County Clerk

AGENDA ITEM: 6

Resolution R-23-032 Joining the
Declaratory Judgment Action Filed
Against the Cabinet Secretary of the
General Services Department

MEETING DATE: July 27, 2023

STAFF SUMMARY REPORT

ACTION REQUESTED BY: Bill Williams, County Manager

ACTION REQUESTED: Approve Resolution

ITEM SUMMARY:

This resolution is permission to join in the declaratory judgment action filed against the General Services Department Secretary by the New Mexico Counties. This action is in reference to the “Laws of 2023” invoices sent to all New Mexico Counties on June 15, 2023. These invoices were for prior years and were an assessment to cover a shortfall in the State of New Mexico Health Plan Fund. The total of the Chaves County assessment was \$584,237.23. It is reported that the fund has a deficit of \$119 million dollars.

Staff recommends approval.

SUPPORT DOCUMENTS: Resolution R-23-032

SUMMARY BY: William B. Williams

TITLE: County Manager

RESOLUTION R-23-032
A RESOLUTION OF THE BOARD OF COUNTY COMMISSIONERS OF CHAVES
COUNTY, NEW MEXICO JOINING THE DECLARATORY
JUDGMENT ACTION FILED AGAINST THE SECRETARY OF THE
NEW MEXICO GENERAL SERVICES DEPARTMENT

WHEREAS, in June of 2023, Chaves County received two invoices from the State of New Mexico General Service Department (“GSD”); and

WHEREAS, the first invoice dated June 15, 2023 was in the amount of \$578,618.33 and the second invoice dated June 16, 2023 was in the amount of \$5,618.90; and

WHEREAS, these invoices from the GSD were an assessment for a shortfall in the State of New Mexico Health Plan Fund; and

WHEREAS, the State of New Mexico has not increased premiums charged for participating in the plan for several years. This has caused the fund to have a reported deficit of approximately \$119 million dollars; and

WHEREAS, Chaves County has been a participant in the New Mexico State Health Plan for over 30 years; and

WHEREAS, Chaves County, as well as 24 other counties participating in the Health Plan, do not believe we are lawfully responsible to pay these assessments; and

WHEREAS, the New Mexico Counties filed a petition for declaratory judgment on June 30, 2023 requesting the District Court to determine if the counties are legally liable to pay these assessments; and

WHEREAS, Chaves County is currently a participating party in this legal action.

NOW, THEREFORE, be it resolved, that the Chaves County Board of Commissioners formally approves the County’s participation in this legal action.

PASSED, ADOPTED AND APPROVED this 27th day of July, 2023.

BOARD OF CHAVES COUNTY COMMISSIONERS

Jeff Bilberry, Chairman

T. Calder Ezzell, Jr., Vice-Chairman

ATTEST:

Dara Dana, Member

Cindy Fuller, Clerk

Michael Perry, Member

Richard C. Taylor, Member

AGENDA ITEM: 7

Resolution R-23-033 Supporting
the City of Roswell Proposal to
the Reno Air Racing Association

MEETING DATE: July 27, 2023

STAFF SUMMARY REPORT

ACTION REQUESTED BY: Bill Williams, County Manager

ACTION REQUESTED: Approve Resolution

ITEM SUMMARY:

This resolution is to support the City of Roswell in their proposal to the Reno Air Racing Associations future racing endeavors at the Roswell Air Center. This event would have a huge economic impact for the City of Roswell, Chaves County, and the entire region. This event is seeing its last season in Reno and is looking for a new home.

Staff recommends approval.

SUPPORT DOCUMENTS: Resolution R-23-033

SUMMARY BY: William B. Williams

TITLE: County Manager

**RESOLUTION R-23-033 SUPPORTING
A PROPOSAL FROM THE CITY OF ROSWELL
TO THE RENO AIR RACING ASSOCIATION**

WHEREAS, The Reno Air Racing Association headquartered in Reno, NV, was founded in 1964 and established as a 501(c)3 not-for-profit organization in 2015; and

WHEREAS, the Reno Air Racing Association is seeking to locate a new home for the National Championship Air Races; and

WHEREAS, this new location must be capable of hosting all seven current racing classes in a fashion as similar as possible to its historical offering held at the Reno-Stead Airport since 1966; and

WHEREAS, the Reno Air Racing Association is accepting proposals for airports along with their associated land spaces and metropolitan areas who are interested in becoming a hosting site for the National Championship Air Races and Airshow; and

WHEREAS, the City of Roswell owns and operates the Roswell Air Center and is planning to submit a proposal to become the new home for the Reno Air Racing Association and the National Championship Air Races; and

WHEREAS, the Chaves County Board of Commissioners believes that the City of Roswell's plan to seek a partnership with the Reno Air Racing Association would benefit, not only the City of Roswell, and Chaves County, but the entire region.

NOW THEREFORE, BE IT RESOLVED, that the Chaves County Board of Commissioners stands in support of the City of Roswell's Proposal to the Reno Air Racing Association to become the permanent home for the National Championship Air Races and Airshow.

Passed and adopted this 27th day of July, 2023.

BOARD OF CHAVES COUNTY COMMISSIONERS

Jeff Bilberry, Chairman

T. Calder Ezzell Jr, Vice-Chairman

Dara Dana, Member

Richard C. Taylor, Member

Michael Perry, Member

ATTEST:

Cindy Fuller
County Clerk

AGENDA ITEM: 8 Resolution R-23-034
MEETING DATE: July 27, 2023 Fixed Asset Inventory

STAFF SUMMARY REPORT

ACTION REQUESTED BY: Lucia Serrano

ACTION REQUESTED:
Approval of Resolution R-23-034

ITEM SUMMARY:

The new listing as of June 30th, 2023 for all of Chaves County's Capital Fixed Assets.

<https://www.chavescounty.gov/home/showdocument?id=1358&t=638253764722702580>

Please click the underlined link above to see listing.
Staff recommends approval.

SUPPORT DOCUMENTS:

Resolution R-23-034

SUMMARY BY: Lucia Serrano

TITLE: Assistant Finance Director

RESOLUTION R-23-034

**Capital Fixed Asset Inventory
As of June 30, 2023**

WHEREAS, at a regular meeting of the Board of Chaves County Commissioners held on July 27, 2023, the following was among the proceedings:

WHEREAS, the Commission approved Resolution R-13-047 Purchasing Policy Revision for the purpose of establishing an orderly system and for processing for the administration, recording, and accountability of the County Fixed Assets; and,

WHEREAS, the Finance Department is responsible for reviewing and inputting all new, changes and deletion of fixed assets; and,

WHEREAS, this certified official listing has been prepared and is being attached to this resolution as 'Fixed Asset Master Report'; and,

NOW, THEREFORE, BE IT RESOLVED, THAT THE BOARD OF COUNTY COMMISSIONERS, CHAVES COUNTY, STATE OF NEW MEXICO, accepts this new listing as the corrected listing of Capital Fixed Assets.

Done at Roswell, New Mexico, this 27th Day of July 2023.

BOARD OF CHAVES COUNTY COMMISSIONERS

Jeff Bilberry, Chairman

T. Calder Ezzell Jr, Vice-Chairman

Dara Dana, Member

Richard C. Taylor, Member

Michael Perry, Member

ATTEST:

Cindy Fuller
County Clerk

AGENDA ITEM: 9

Resolution R-23-035 and Agreement A-23-031 between Chaves County and Southeastern New Mexico Economic Development District/Council of Governments for Annual Membership

MEETING DATE: July 27, 2023

STAFF SUMMARY REPORT

ACTION REQUESTED BY: Mac Rogers, Public Services Director

ACTION REQUESTED: Approval of Resolution and Agreement

ITEM SUMMARY:

This Resolution and Agreement will authorize Chaves County’s membership in the Southeastern New Mexico Economic Development District/Council of Governments. Chaves County has budgeted funds for this membership. SNMEDD/COG provides planning, technical assistance and capacity building services to local governments in southeastern New Mexico.

Staff recommends approval.

SUPPORT DOCUMENTS: Resolution R-23-035 and Agreement A-23-031

SUMMARY BY: Mac Rogers

TITLE: Public Services Director



Dora Batista
Executive Director

**SOUTHEASTERN NEW MEXICO
ECONOMIC DEVELOPMENT DISTRICT**

COUNCIL OF GOVERNMENTS

1600 SE Main, Suite D
Roswell, NM 88203
Phone: (575) 624-6131
Fax: (575) 624-6134
www.snmedd.com

July 19, 2023

Bill Williams, County Manager
Chaves County
P.O. Box 1817
Roswell, NM 88202

Dear Mr. Bill Williams:

With regard to your annual membership in the District for the 2023-2024 fiscal year, we have enclosed the following:

- I. **AGREEMENT** – required by the Department of Finance and Administration for disbursement of local funds and which conforms to state regulations. Two copies are enclosed. After the Agreement has been executed, please keep one copy and return one to our office.
- II. **RESOLUTION** – upon approval by your council or commission, it is to be signed, attached to and distributed with the attached Agreement.
- III. **2023-2024 ASSESSMENT SCHEDULE AND BUDGET FOR 2023-2024** enclosed for your information.
- IV. **WORK PROGRAM FOR STATE APPROPRIATED FUNDS** – enclosed for your information.
- V. **INVOICE** – enclosed for billing and bookkeeping purposes. Please return one copy with your check.

The most recent audit and financial statements are available upon request.

As you know, we are in the process of finalizing the SNMEDD/COG budget for the coming year and your prompt attention is greatly appreciated.

If you have any questions or require further information, please feel free to contact me. Thank you for your support and letting us serve you.

Sincerely,

Dora Batista
Executive Director

DB/pm
Enclosures

AGREEMENT

This Agreement, entered into by and between the Southeastern New Mexico Economic Development District/COG (hereinafter known as the "District") and the County of Chaves a member of said District (hereinafter known as the "Member") is as follows:

I. The District agrees to provide the following services to the Member upon request and final approval of the District budget:

- A. Undertake studies, collect data and develop regional plans and programs pertaining to such subjects as human and natural resource development, community facilities and the general improvement of living and working environments.
- B. Furnish technical and management assistance in the development of planning activities.
- C. Coordinate local planning with that of other Members of the District and the State.
- D. Assist in community and economic development, transportation and public works projects.
- E. Assist member governments with their legislative activities.
- F. Assist in the preparation of applications for funding under various state, federal and private grant programs. Contracts for administration may be entered into between Member and District if Member requires or desires District to administrate project.
- G. Provide a Comprehensive Economic Development Strategy at the direction of the Board.
- H. Engage in such other activities as are necessary to improve area development and address regional problems.

II. The Member agrees to the following:

- A. To remain an active member of the District.
- B. To make an annual contribution of \$ 8,000.00 to the District as recognition of active membership.

Entered into this _____ day of _____, 2023, at

ATTEST:

New Mexico

Clerk

Manager/Commission Chairman

ATTEST:

SOUTHEASTERN NEW MEXICO
ECONOMIC DEVELOPMENT DISTRICT/COG

Dora Batista, Secretary

Mike Gallagher, President

RESOLUTION NO. _____

WHEREAS, the County of Chaves hereinafter referred to as the County, is a member of and desires the services of the Southeastern New Mexico Economic Development District/COG, and

WHEREAS, in accordance with article 58, section 4-58-1 to 4-58-6 NMSA 1978, an agreement setting forth the terms and conditions of active membership in the Southeastern New Mexico Economic Development District/COG is required, and

WHEREAS, it is the desire of the County to continue as an active member of the Southeastern New Mexico Economic Development District/COG.

NOW, THEREFORE, BE IT RESOLVED BY THE COUNTY OF CHAVES THAT:

1. The Agreement attached to the Resolution expressed the desires and intent of the County.
2. The Agreement attached is hereby ratified and approved and the proper official(s) of the County are hereby authorized and instructed to affix their signature (s) thereto.
3. A copy of this Resolution (together with the referenced Agreement) shall be filed with the State of New Mexico, Department of Finance and Administration, Local Government Division and the Southeastern New Mexico Economic Development District/COG; and shall be made a part of the budget documentation of the County.

DONE THIS _____ day of _____, 2023 at

County of Chaves
New Mexico

ATTEST:

Commission Chairman

Clerk

SNMEDD
Budget vs. Actual by Programs/Projects
 July 2023 through June 2024

| Income | Budget |
|---------------------------------|---------------------|
| Contracts And Fees Income | 5,000.00 |
| DFA-Grant Writing Reimbursement | 88,014.44 |
| DFA NM Govt. Approp. | 99,000.00 |
| DFA Grants Mgmt (new) | 200,000.00 |
| EDA Fed Gov't | 70,000.00 |
| EDA EDA Disaster Recovery Grant | 250,000.00 |
| Grant Administration | 130,000.00 |
| Interest Income | 100.00 |
| Led-Tech Cap Grant Reimb | 64,708.59 |
| Legislative Cap Grant (new) | 175,000.00 |
| Member Dues | 102,790.00 |
| Reimbursement Income | 100.00 |
| Unbudgeted Revenue | 0.00 |
| Total Income | 1,184,713.03 |
| | 1,184,713.03 |
| Expense | |
| Advertising | 500.00 |
| Audit | 16,703.00 |
| Total Communication | 8,725.00 |
| Contract Services | 250,000.00 |
| DFA Grants Mgmt (new) | 200,000.00 |
| Equip Lease/Repair | 7,500.00 |
| Equip. Purchases | 4,000.00 |
| Fringe Benefits | 100,000.00 |
| Legis Tech Cap Grant (new) | 175,000.00 |
| Payroll Taxes and Expense | 22,000.00 |
| Program Operations | 66,514.00 |
| Salary and Wages | 236,493.55 |
| Travel | 20,000.00 |
| Unbudgeted Balance | 77,277.48 |
| Total Expense | 1,184,713.03 |

SOUTHEASTERN NEW MEXICO ECONOMIC DEVELOPMENT DISTRICT/COG

DUES STRUCTURE

MEMBER

2023-2024

| | | |
|-----------------------|-----------|--|
| Chaves County | \$8,000 | |
| Eddy County | \$8,000 | |
| Lea County | \$8,000 | |
| Lincoln County | \$7,000 | |
| Otero County | \$8,000 | |
| | | |
| Town of Dexter | \$1,000 | |
| Town of Hagerman | \$1,000 | |
| Town of Lake Arthur | \$1,000 | |
| City of Roswell | \$13,588 | |
| | | |
| City of Artesia | \$3,450 | |
| City of Carlsbad | \$7,641 | |
| Village of Hope | \$1,000 | |
| Village of Loving | \$1,000 | |
| | | |
| City of Eunice | \$1,000 | |
| City of Hobbs | \$10,237 | |
| City of Jal | \$1,000 | |
| City of Lovington | \$3,303 | |
| Town of Tatum | \$1,000 | |
| | | |
| Village of Capitan | \$1,000 | |
| Town of Carrizozo | \$1,000 | |
| Village of Corona | \$1,000 | |
| Village of Ruidoso | \$2,450 | |
| City of Ruidoso Downs | \$1,000 | |
| | | |
| City of Alamogordo | \$9,121 | |
| Village of Cloudcroft | \$1,000 | |
| Village of Tularosa | \$1,000 | |
| | | |
| | | |
| TOTALS: | \$102,790 | |

Southeastern New Mexico Economic Development District/ Council of Governments

FY 2023-2024 ANNUAL WORK PLAN

State of New Mexico Grant-In-Aid Program

The following are functions, measures, targets and tasks the Southeastern New Mexico Economic Development District/Council of Governments (SNMEDD/COG) will complete in fulfillment of its obligation to its member governments and the State of New Mexico Department of Finance and Administration-Local Government Division to provide planning, technical assistance and capacity building services to local governments in southeastern New Mexico.

Function 1. Submit reports, budgets and planning outcomes to the Local Government Division.

- Task 1.1 Prior to July 1, 2023 submit a Board approved Annual Work and Operations Budget to the Local Government Division.
- Task 1.2 Submit Quarterly Progress Reports and payment reimbursement invoices to the Local Government Division no later than the 15th day of the month (January, April, July, October) following the close of each quarter. Quarterly reports must be approved by the Board of Directors prior to submittal. The Annual Report will be submitted following the Annual Meeting in January, 2023.
- Task 1.3 Provide professional development training to staff at least once annually.
- Task 1.4 Schedule and include as an agenda item for each quarterly meeting of the Board of Directors a training or information component to benefit local elected officials such as speakers from relevant agencies.
- Task 1.5 Attend regularly scheduled meetings of member governments; special purpose meetings; provide technical assistance, conduct public hearings and assist in whatever capacity we are able.

- Task 3.1 Sponsor ICIP training session that will be presented to local governments and others by DFA/LGD staff.
- Task 3.2 Assist and provide local governments technical assistance with the development and submittal of the ICIP as needed.
- Task 3.3 Encourage local municipal, county governments and other entities to include operation and maintenance costs in the ICIP.
- Task 3.4 Encourage submission of ICIP to the State
- Task 3.5 Encourage members to develop financing plans for each of their top five ICIP priorities, including a project description, secured sources of funding and, where applicable, utility rate structure and asset management plans.
- Task 3.6 Have staff attend and encourage local government members to attend, the annual New Mexico Infrastructure Finance Conference and other relevant conferences.
- Task 3.7 Conduct regional clearinghouse review, as may be necessary for all applications submitted to funding agencies.

Benefits to New Mexico Citizens: Timely and meaningful local infrastructure planning connected to financing sources.

Function 4. Capital Outlay—Increase quality of project planning, legislative representation and administration.

- Task 4.1 Assist local entities seeking assistance in the preparation and submission of capital outlay request forms through informational workshops and direct application technical assistance.
- Task 4.2 Work with Legislators throughout the region on locally established capital improvement priorities by holding project vetting hearings in each county and allowing municipalities and counties the opportunity to present potential projects to their legislators. Work with reauthorizations when necessary.

and conferences sponsored by state, regional and national planning and development organizations and funding sources.

Task 5.6 Provide US Census data information and support for the region as the US Census Bureau Affiliate.

Task 5.7 Provide public relations for the SNMEDD and local governments through continuous media dissemination.

Task 5.8 Meet with community elected and appointed officials and key community leaders to increase community capacity building foundation.

Task 5.9 Educate and inform the general public, legislative and congressional law makers about the negative impact of regulatory constraints on local economies.

Function 6. Transportation—Provide local governments with assistance to improve the region's transportation system for the efficient movement of goods, services, and people.

Task 6.1 Compile and maintain a database of transportation-related projects that may be contemplated or that are ready to be implemented for local governments within the region.

Task 6.2 Maintain transportation-related technical information on the website, as available, to assist local governments and others in packaging applications that improve the infrastructure of the region.

Task 6.3 Provide orientations or similar training to newly appointed RPO members representing local governments, preparing them in their roles on the Regional Transportation Policy and Technical Committees.

Task 6.4 Meet with local elected officials, informing them of the transportation-related programs and activities available to them through the Southeastern Regional Planning Organization (SERTPO) and encourage their input in regional transportation planning.

Function 8: Provide information; technical assistance and funding opportunities during the COVID 19 pandemic

- Task 8.1 Develop a Regional Economic Recovery Plan funded by EDA Cares Act funds
- Task 8.2 Provide funding opportunities, technical assistance and Stimulus Program information to our Municipalities and Counties
- Task 8.3 Provide funding opportunities, and collaboration with local Main Street Programs; Economic Development Corporations; Chambers Of Commerce for local businesses
- Task 8.4 Work with State and Federal Representatives to bring information; assistance and opportunities to our District that are a result of the COVID pandemic



Dora Batista
Executive Director

**SOUTHEASTERN NEW MEXICO
ECONOMIC DEVELOPMENT DISTRICT**

COUNCIL OF GOVERNMENTS

1600 SE Main, Suite D
Roswell, NM 88203
Phone: (575) 624-6131
Fax: (575) 624-6134
www.snmedd.com

Invoice

Invoice Date: July 5, 2023

Bill Williams, County Manager
Chaves County
P.O. Box 1817
Roswell, NM 88202-1817

DESCRIPTION

AMOUNT

| | |
|---|----------------------|
| FY 2023-2024 MEMBER GOVERNMENT CONTRIBUTION | \$8,000.00 |
| | Total Due \$8,000.00 |

- **Please make checks payable to Southeastern New Mexico Economic Development District.**

T h a n k Y o u

"Leadership to enhance the region's quality of life, services and jobs"

AGENDA ITEM: 10 Resolution R-23-036
MEETING DATE: July 27, 2023 Budget Adjustment Resolution FY 2023

STAFF SUMMARY REPORT

ACTION REQUESTED BY: Anabel Barraza, CFO

ACTION REQUESTED:

Approval of Resolution R-23-036

ITEM SUMMARY:

The Finance Department is requesting a budget adjustment for line items in exhibit 'A'. These budget adjustments are for GRT Admin Fees, reclass of budget for DWI grant, reclass of budget for USDA contract expenditures, and for the recording of the medical insurance contingent liability pending lawsuit.

Staff requests approval of Resolution R-23-036

SUPPORT DOCUMENTS:

Resolution R-23-036

SUMMARY BY: Anabel Barraza

TITLE: CFO

RESOLUTION R-23-036

BUDGET ADJUSTMENT REQUEST

WHEREAS, at a regular meeting of the Board of Chaves County Commissioners held on July 27, 2023, the following was among the proceedings:

WHEREAS, the budget must be adjusted for fiscal year 2022-2023 expenditures, and revenues; and,

WHEREAS, there are sufficient funds available for the budget adjustments; and,

WHEREAS, budget adjustments are necessary to ensure positive budget balances; and,

WHEREAS, the Board of Chaves County Commissioners deems it necessary to adjust the FY 22-23 Final Budget as designated in Exhibit 'A', attached.

NOW, THEREFORE, BE IT RESOLVED, THAT THE BOARD OF COUNTY COMMISSIONERS, CHAVES COUNTY, STATE OF NEW MEXICO, hereby approves the line item changes and requests approval from DFA Local Government Division for budget adjustments.

Done at Roswell, New Mexico, this 27th day of July 2023.

BOARD OF CHAVES COUNTY COMMISSIONERS

Jeff Bilberry, Chairman

T. Calder Ezzell Jr, Vice-Chairman

ATTEST:

Dara Dana, Member

Richard C. Taylor, Member

Cindy Fuller
County Clerk

Michael Perry, Member

AGENDA ITEM: 11 Resolution R-23-037
MEETING DATE: July 27, 2023 Approval of FY 2023-2024 Final Budget

STAFF SUMMARY REPORT

ACTION REQUESTED BY: Anabel Barraza, CFO

ACTION REQUESTED:

Approval of Resolution R-23-037

ITEM SUMMARY:

Attached for your approval is a final budget recapitulation for fiscal year 2023-2024. The budget includes actual unaudited beginning cash balances.

Staff requests approval of Resolution R-23-037

SUPPORT DOCUMENTS:

Resolution R-23-037

SUMMARY BY: Anabel Barraza

TITLE: CFO

RESOLUTION R-23-037
STATE OF NEW MEXICO
COUNTY OF CHAVES
FY 2023-2024 FINAL BUDGET

WHEREAS, at a regular meeting of the Board of Chaves County Commissioners held on July 27, 2023, the following was among the proceedings:

WHEREAS, the Governing Body in and for the County of Chaves, State of New Mexico has developed a budget for fiscal year 2023-2024; and,

WHEREAS, the Interim Budget was approved by the Local Government Division of the Department of Finance; and,

WHEREAS, effective June 30, 2023, beginning cash balances have been determined and included in the attached budget document; and,

WHEREAS, the attached budget was prepared in compliance with Chaves County Budget Policy, Resolution R-01-015; and,

WHEREAS, IT IS THE MAJORITY OPINION OF THIS BOARD that the proposed budget meets the requirements as currently determined for Fiscal Year 2023-2024

NOW, THEREFORE, BE IT RESOLVED, THAT THE BOARD OF COUNTY COMMISSIONERS, CHAVES COUNTY, STATE OF NEW MEXICO, hereby adopts the Fiscal Year 2023-2024 budget hereinafter described and respectfully requests approval from the Local Government Division of the Department of Finance and Administration.

Done at Roswell, New Mexico, this 27th day of July 2023.

**BOARD OF CHAVES COUNTY
COMMISSIONERS**

Jeff Bilberry, Chairman

T. Calder Ezzell Jr, Vice-Chairman

ATTEST:

Dara Dana, Member

Richard C. Taylor, Member

Cindy Fuller
County Clerk

Michael Perry, Member

Safeguarding Chaves County's Future by Reassessing Its Needs

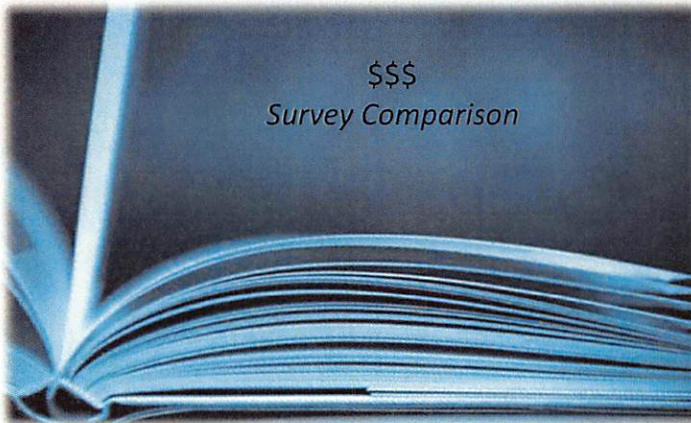
Chaves County Public Health Building




Pecos Valley Regional Dispatch and Emergency Services



Chaves County Employee Salary Survey



Various Maintenance Projects



Chaves County General Operating Funds Snapshot FY 2024

General Operating Budget Consists of General, Road, Correctional, Environmental, Special Road, Personnel, Clerk Recording, Property Valuation, Income Fund, and Detention Operational

Estimated Revenue FY 2024 \$ **31,369,913.48** vs. **Estimated Expenses FY 2024** \$ **31,958,690.62**

CHAVES COUNTY FY 23-24 CAPITAL OUTLAY

| DEPARTMENT | DESCRIPTION | CODE | AMOUNT |
|--|--|--|-----------------|
| On-going Projects - Approved Projects FY 23 | | | |
| Public Health Department | | 651-381 651-6-682-381-000 | \$ 5,400,000.00 |
| Dispatch Area | | 635-682 635-6-682-381-100 | \$ 1,500,000.00 |
| Assessor | Appraisal Truck - pending order | 628-372 628-7-733-372-000 | \$ 35,000.00 |
| New Requests | | | |
| Court Compliance | Moving offices within Courthouse to upper level of Juvenile | 635-381 635-6-682-381-200 | \$ 86,000.00 |
| Facility Maintenance | Exterior Painting <i>*Courthouse</i> | 635-381 635-6-682-381-000 | \$ 53,000.00 |
| Facility Maintenance | South Echo & Fox Ceilings <i>*Detention Center</i> | 635-381 635-6-682-381-000 | \$ 131,177.00 |
| Facility Maintenance | Fire Suppression Sprinkler Heads: Convert to Institutional <i>*Detention Center</i> | 635-381 635-6-682-381-300 | \$ 65,000.00 |
| Road Department | 2 - compactors w/power units for waste sites \$45,564.00 ea | 402-371 402-6-681-371-000 | \$ 95,000.00 |
| Road Department | 2 - Lease purchase motorgraders. Lease expires 12-7-23 Purchases price - \$167,283.06 ea. Plus warranty | 402-373 402-6-681-373-000 | \$ 355,566.12 |
| Assessor | Eagleview Aerial Photos Flight #2 <i>(1/4 Assessor) *Finance over 3 yrs, first payment amount</i> | 628-7-733-380-000 | \$ 10,200.00 |
| Planning & Zoning | Eagleview Aerial Photos Flight #2 <i>(1/4 Assessor, 1/4 P&Z, 1/2 City of Roswell will reimburse) *financed over 3 yrs, first payment amount</i> | 635-375 635-6-682-375-000 | \$ 31,000.00 |
| Planning & Zoning | Demo, revmoval & Clean-up of 2308 Urton Rd. <i>*Property condemned in 2022 Resolution</i> | 635-381 635-6-682-247-000 | \$ 35,000.00 |
| Detention Center | Trash Compactor | 635-381 635-6-682-372-200 | \$ 45,564.00 |
| Sheriff's Office | 5 Chevy Silverado Truck Trucks @ 45K, equipment, 13,500, wrap 1,355 | 635-372 635-6-682-372-000 | \$ 80,000.00 |
| Sheriff's Office | Firearm Training System | 635-371 635-6-682-371-000 | \$ 50,000.00 |
| Chaves County Building | Purchase of New Building, 1610 Southeast Main Street | 635-376 635-6-682-376-000 | \$ 1,259,180.00 |
| Road/Finance Department | Auction Storage Building | 635-376 635-6-682-376-000 | \$ 30,000.00 |

Agency Allocation:

| Agency | FY 23/24 Budget Amount |
|------------------------------------|------------------------|
| NM State - Cooperative Extension ! | \$ 108,110.00 |
| Chaves County 4-H & FFA Fair | \$ 35,000.00 |
| Town of Lake Arthur | \$ 17,500.00 |
| RCC Economic Development Corpo | \$ 150,000.00 |
| Town of Hagerman | \$ 17,500.00 |
| Town of Dexter | \$ 17,500.00 |

| | | |
|---|-----------|-------------------|
| USDA | \$ | 109,500.00 |
| Roswell Chamber of Commerce | \$ | 57,500.00 |
| Border Soil & Water Conservation I | \$ | 4,500.00 |
| Hagerman-Dexter Soil & Conservat | \$ | 2,000.00 |
| Chaves County Soil & Water Conen | \$ | 2,000.00 |
| Chaves County Soil & Water Conen | \$ | 10,000.00 |
| NEW MEXICO STATE LIBRARY | \$ | 525.00 |

**Chaves County
Budget Recapitulation
July 1, 2023 to June 30, 2024**

Entity Code: 04000

2022

| VALUATION | | OPERATING TAX RATE | PRODUCTION | Budget |
|----------------------|----------------------|-------------------------|-------------------|-------------------|
| Residential | 789,436,176 | 0.005416 | 4,275,586 | 4,190,502 |
| Non-Residential | 625,551,704 | 0.010158 | 6,354,354 | 6,227,903 |
| Oil & Gas Production | 47,119,294 | 0.010158 | 478,638 | 469,113 |
| Oil & Gas Equipment | 12,038,777 | 0.010158 | 122,290 | 119,856 |
| | <u>1,474,145,951</u> | TOTAL PRODUCTION | <u>11,230,868</u> | <u>11,007,374</u> |

| | | UNAUDITED BEGINNING CASH BALANCE | BUDGETED FUND REVENUES | BUDGETED FUND TRANSFERS | BUDGETED FUND EXPENDITURES | ESTIMATED ENDING FUND CASH BALANCE |
|--------------------------------|-----|---|------------------------------|-------------------------------|----------------------------------|---|
| General | 401 | 22,455,971 | 23,297,478 | (4,005,000) | 20,635,084 | 21,113,365 |
| Road | 402 | 4,007,365 | 1,921,349 | 3,750,000 | 7,167,079 | 2,511,634 |
| Farm & Range | 403 | 350 | 40,000 | | 36,500 | 3,850 |
| Recreation | 404 | 3,161 | 0 | | | 3,161 |
| Fire Districts: | | | | | | |
| Dunken | 407 | 632,336 | 121,001 | (2,000) | 251,483 | 499,854 |
| East Grand Plains | 408 | 630,648 | 242,837 | (4,000) | 507,699 | 361,785 |
| Penasco | 409 | 747,270 | 228,849 | (3,000) | 233,622 | 739,497 |
| Midway | 410 | 620,258 | 278,862 | (4,000) | 462,289 | 432,830 |
| Berrendo | 411 | 660,456 | 331,210 | (5,000) | 438,573 | 548,093 |
| Sierra | 412 | 977,641 | 565,600 | (4,000) | 463,516 | 1,075,725 |
| Rio Felix | 413 | 313,655 | 85,470 | (1,000) | 130,345 | 267,780 |
| C.C. Fire District #8 | 414 | 341,405 | 130,309 | (2,000) | 116,564 | 353,150 |
| Fire & Ambulance Tax | 425 | 4,624,364 | 666,658 | 30,000 | 2,195,236 | 3,125,786 |
| Indigent Hospital Claims | 427 | 3,292,969 | 5,243,301 | 0 | 5,720,485 | 2,815,785 |
| Law Enforcement Grant | 430 | 1,078 | 147,500 | | 147,500 | 1,078 |
| Public Safety Grant | 431 | 29,969 | 24,873 | | 24,873 | 29,969 |
| D.W.I. Grants | 432 | 26,689 | 617,890 | | 589,447 | 55,132 |
| Sheriff Forfeiture Funds | 433 | 21,783 | 0 | | 0 | 21,783 |
| Correction Fees | 435 | 173,126 | 119,293 | 100,000 | 210,304 | 182,115 |
| Environmental Tax | 437 | 199,290 | 269,103 | | 296,429 | 171,964 |
| American Rescue Plan Act 2021 | 441 | 2,487,632 | 0 | | 0 | 2,487,632 |
| County Income Fund | 442 | 2,675,375 | 3,293,682 | 0 | 452,000 | 5,517,057 |
| County Permanent Fund | 443 | 50,000,000 | | | | 50,000,000 |
| Flood Control | 452 | 2,788,771 | 2,455,386 | 0 | 3,021,424 | 2,222,733 |
| G.O. Bond D.S. (CCDC) | 561 | 0 | | | | 0 |
| Rev. Bond Debt Service | 562 | 0 | | | | 0 |
| 2007 Refunding Bonds | 563 | 0 | | 0 | 0 | 0 |
| Gross Receipts Tax Income Fund | 564 | 8,017,472 | 3,128,007 | (3,750,000) | 191,925 | 7,203,554 |
| Rev. Bond Reserve Fund | 565 | 0 | | | | 0 |
| EOMR Fund | 569 | 0 | | | | 0 |
| Road Special Construction | 602 | 1,120,521 | 200,000 | 0 | 100,000 | 1,220,521 |
| County Personnel Reserve | 603 | 1,242,651 | 31,134 | 0 | | 1,273,785 |
| Economic Development Fund | 605 | 5,922 | | 150,000 | 150,000 | 5,922 |
| Clerk Recording & Filing | 620 | 289,586 | 58,222 | | 47,366 | 300,442 |
| Property Valuation | 628 | 1,288,196 | 327,302 | 0 | 362,679 | 1,252,819 |
| Other Grants & Contracts | 631 | 3,803,997 | 8,308,207 | 0 | 8,342,582 | 3,769,622 |
| Opioid Settlement Fund | 634 | 542,519 | 0 | 0 | 0 | 542,519 |
| Emergency & Capital Outlay | 635 | 1,052,149 | 0 | 3,750,000 | 4,025,421 | 776,728 |
| C.D.B.G. | 645 | 225,000 | 750,000 | | 750,000 | 225,000 |
| Jail Tax | 650 | 9,052,048 | 1,852,351 | 0 | 1,747,750 | 9,156,649 |
| Local Assistance Tribal Fund | 651 | 3,705,746 | 3,930,445 | | 4,500,000 | 3,136,191 |
| Courthouse Project | 652 | 0 | | | | 0 |
| Internal services | 670 | 1,895 | 68,716 | 0 | 48,172 | 22,439 |
| Restricted Health Services | 680 | 0 | 0 | 0 | 0 | 0 |
| Total | | 128,059,262 | 58,735,034 | 0 | 63,366,347 | 123,427,949 |

**Chaves County
General Operating Budget
Expenditure Summary**

| ACCOUNT NUMBER | DESCRIPTION | FY 20-21 ACTUAL | FY 21-22 ACTUAL | FY 22-23 FINAL BUDGET | FY 23-24 Requested | ADJUSTMENTS | FY 23-24 FINAL BUDGET | % INCREASE/ DECREASE |
|------------------------------|--------------------------------|-------------------|-------------------|-----------------------|--------------------|------------------|-----------------------|----------------------|
| 401-610 | GENERAL GOVERNMENT | 1,513,250 | 1,389,028 | 1,622,613 | 1,817,868 | 2,200 | 1,820,068 | 12.17% |
| 611 | Administration | 401,538 | 437,508 | 542,057 | 565,200 | 0 | 565,200 | 4.27% |
| 612 | Legal Services | 326,499 | 215,500 | 225,051 | 232,922 | 0 | 232,922 | 3.50% |
| 613 | Human Resources | 280,707 | 213,766 | 243,496 | 278,794 | 2,200 | 280,994 | 15.40% |
| 614 | Safety | 0 | 0 | 105,503 | 132,518 | 0 | 132,518 | 25.61% |
| 615 | Purchasing | 116,145 | 102,171 | 117,539 | 0 | 0 | 0 | |
| 616 | Fire & Emergency Services | 145,114 | 186,196 | 148,157 | 124,515 | 0 | 124,515 | -15.96% |
| 617 | Technical Services | | | | | | | |
| 619 | Working Capital | 243,247 | 233,886 | 240,810 | 483,919 | 0 | 483,919 | 100.95% |
| 401-620 | GENERAL SERVICES | 1,303,745 | 1,275,814 | 1,487,649 | 1,520,404 | 0 | 1,513,804 | 1.76% |
| 621 | Public Works | 231,860 | 183,074 | 231,424 | 235,494 | 0 | 231,994 | 0.25% |
| 622 | Information technology | 582,373 | 659,604 | 691,005 | 692,542 | 0 | 692,542 | 0.22% |
| 624 | Planning & Zoning | 373,367 | 330,966 | 447,681 | 487,743 | 0 | 484,643 | 8.26% |
| 625 | Purchasing | 116,145 | 102,171 | 117,539 | 104,625 | 0 | 104,625 | -10.99% |
| 626 | Fire & Emergency Services | 0 | 0 | 0 | 0 | 0 | 0 | |
| 401-630 | FINANCE | 571,133 | 443,413 | 489,433 | 525,389 | 0 | 525,389 | 7.35% |
| 631 | Finance | 398,720 | 380,407 | 394,739 | 431,015 | 0 | 431,015 | 9.19% |
| 632 | Community Development | 169,413 | 62,824 | 90,694 | 90,374 | 0 | 90,374 | -0.35% |
| 633 | Court Services | | | | 0 | 0 | 0 | |
| 636 | Hospital Indigent Claims | 3,000 | 181 | 4,000 | 4,000 | 0 | 4,000 | 0.00% |
| 401-640 | DETENTION FACILITIES | 5,322,812 | 4,090,360 | 6,113,185 | 6,447,820 | 0 | 6,447,820 | 5.47% |
| 641 | Administration | 935,990 | 763,323 | 873,637 | 1,160,181 | 0 | 1,160,181 | 32.80% |
| 642 | Adult -Detention Facilities | 3,963,075 | 2,751,723 | 4,609,998 | 4,666,223 | 0 | 4,666,223 | 1.22% |
| 644 | Work Detail (Road) | 0 | 0 | 0 | 0 | 0 | 0 | |
| 645 | Juvenile -Detention Facilities | 423,747 | 575,314 | 629,550 | 621,416 | 0 | 621,416 | -1.29% |
| 646 | Detention Special Projects | 0 | 0 | 0 | 0 | 0 | 0 | |
| 401-670 | SUPPORT TO AGENCIES | 256,166 | 272,266 | 301,185 | 413,635 | (17,500) | 396,135 | 31.53% |
| 671 | Governmental Agencies | 187,666 | 204,266 | 227,685 | 245,135 | 0 | 245,135 | 7.66% |
| 672 | Non-Governmental Agencies | 68,500 | 68,000 | 73,500 | 168,500 | (17,500) | 151,000 | 105.44% |
| 401-690 | FACILITY MAINTENANCE | 1,397,116 | 1,245,439 | 1,552,644 | 1,749,620 | 99,000 | 1,848,620 | 19.06% |
| 691 | Facility Maintenance | 928,931 | 717,447 | 1,018,192 | 1,044,528 | 4,000 | 1,048,528 | 2.98% |
| 692 | Courthouse | 363,210 | 416,478 | 458,196 | 474,249 | 0 | 474,249 | 3.50% |
| 693 | Health Department | 80,629 | 55,199 | 43,636 | 44,999 | 0 | 44,999 | 3.12% |
| 694 | Road Department | | | | 13,000 | 12,000 | 25,000 | |
| 696 | CCDC adult | 0 | 0 | 0 | 135,000 | 75,000 | 210,000 | |
| 699 | St. Mary's Complex | 24,346 | 56,315 | 32,620 | 37,844 | 8,000 | 45,844 | 40.54% |
| 401-720 | RECORDING & FILING | 853,597 | 751,097 | 902,260 | 1,027,758 | 0 | 1,027,758 | 13.91% |
| 721 | Administration | 543,858 | 508,095 | 578,270 | 565,803 | 0 | 565,803 | -2.16% |
| 722 | Bureau of Elections | 240,867 | 192,799 | 257,369 | 396,438 | 0 | 396,438 | 54.03% |
| 723 | Probate Judge | 57,872 | 50,203 | 54,621 | 53,517 | 0 | 53,517 | -2.02% |
| 724 | Special Elections | 11,000 | 0 | 12,000 | 12,000 | 0 | 12,000 | 0.00% |
| 401-730 | PROPERTY ASSESSMENT | 785,059 | 668,658 | 727,711 | 736,622 | 0 | 736,622 | 1.22% |
| 731 | Administration | 541,211 | 493,050 | 499,257 | 462,105 | 0 | 462,105 | -7.44% |
| 732 | Appraisal | 243,848 | 175,608 | 228,454 | 274,517 | 0 | 274,517 | 20.16% |
| 401-740 | COLLECTIONS | 508,314 | 501,766 | 580,506 | 557,516 | 0 | 563,616 | -2.91% |
| 741 | Administration | 508,314 | 501,766 | 580,506 | 557,516 | 0 | 563,616 | -2.91% |
| 401-750 | LAW ENFORCEMENT | 5,139,566 | 4,464,684 | 5,575,277 | 5,801,400 | (46,148) | 5,755,252 | 3.23% |
| 751 | Administration | 1,629,229 | 1,562,872 | 1,791,475 | 1,824,382 | 4,000 | 1,828,382 | 2.06% |
| 752 | Patrol & Investigation | 3,028,546 | 2,576,251 | 3,346,044 | 3,461,907 | (50,148) | 3,411,759 | 1.96% |
| 758 | Court Security | 481,791 | 325,562 | 437,758 | 515,111 | 0 | 515,111 | 17.67% |
| 759 | C.O.P.S. in Schools Grant | 0 | 0 | 0 | 0 | | | |
| SUBTOTAL GENERAL FUND | | 17,650,758 | 15,102,526 | 19,352,463 | 20,598,032 | 37,552 | 20,635,084 | 6.63% |
| 402-650 | ROAD DEPARTMENT | 5,494,375 | 5,806,196 | 8,238,903 | 7,794,838 | (627,759) | 7,167,079 | -13.01% |
| 651 | Administration | 543,353 | 476,745 | 569,146 | 582,475 | 0 | 582,475 | 2.34% |
| 652 | Road Shop | 445,524 | 475,601 | 560,323 | 636,623 | 0 | 636,623 | 13.62% |
| 653 | Const./Maintenance | 4,443,069 | 4,126,546 | 6,272,542 | 5,302,587 | 136,241 | 5,438,828 | -13.29% |
| 654 | Vector | 60,429 | 40,033 | 56,373 | 58,587 | 0 | 58,587 | 3.93% |
| 655 | Work Detail/Maintenance | 0 | 0 | 0 | 0 | 0 | 0 | |
| 658 | Crusher | | | | | | | |
| 681 | Capital Outlay | 2,000 | 687,271 | 780,519 | 1,214,566 | (764,000) | 450,566 | -42.27% |
| 435-640 | CORRECTIONS | 263,452 | 81,987 | 228,524 | 235,304 | (25,000) | 210,304 | -7.97% |
| 643 | Corrections Fees | 263,452 | 81,987 | 228,524 | 235,304 | (25,000) | 210,304 | -7.97% |
| 437-620 | ENVIRONMENTAL GRT | 204,690 | 217,625 | 285,627 | 296,429 | 0 | 296,429 | 3.78% |

**Chaves County
General Operating Budget
Expenditure Summary**

| ACCOUNT NUMBER | DESCRIPTION | FY 20-21 ACTUAL | FY 21-22 ACTUAL | FY 22-23 FINAL BUDGET | FY 23-24 Requested | ADJUSTMENTS | FY 23-24 FINAL BUDGET | % INCREASE/ DECREASE |
|----------------|------------------------------|-----------------|-----------------|-----------------------|--------------------|-------------|-----------------------|----------------------|
| 624 | Solid Waste Disposal | 204,690 | 217,625 | 285,627 | 296,429 | 0 | 296,429 | 3.78% |
| 602-650 | SPECIAL ROAD CONSTRUCTION | 150,000 | 112,997 | 100,000 | 100,000 | 0 | 100,000 | |
| 653 | Road Projects - Co-Op | 150,000 | 112,997 | 100,000 | 100,000 | 0 | 100,000 | |
| 620-720 | CLERK | 43,458 | 24,937 | 32,057 | 68,966 | (21,600) | 47,366 | 47.76% |
| 725 | Recording & Filing Equipment | 43,458 | 24,937 | 32,057 | 68,966 | (21,600) | 47,366 | 47.76% |
| 628-730 | PROPERTY VALUATION | 322,322 | 298,418 | 410,018 | 359,298 | 3,381 | 362,679 | -11.55% |
| 733 | Reappraisal | 322,322 | 298,418 | 410,018 | 359,298 | 3,381 | 362,679 | -11.55% |
| 650-680 | CCDC GROSS RECEIPTS | 2,559,274 | 2,538,188 | 2,350,411 | 1,708,750 | 39,000 | 1,747,750 | -25.64% |
| 684 | CCDC Operational | 1,961,089 | 1,934,503 | 1,677,314 | 1,708,750 | 39,000 | 1,747,750 | 4.20% |
| 685 | CCDC Construction Project | 598,185 | 603,685 | 673,097 | 0 | 0 | 0 | |
| 442- | Income Fund | 290,000 | 478,235 | 452,000 | 452,000 | 0 | 452,000 | |
| 442- | Income Fund, fees | 290,000 | 478,235 | 452,000 | 452,000 | 0 | 452,000 | 0 |
| | | 26,978,329 | 24,661,110 | 31,450,003 | 31,613,617 | (594,426) | 31,018,691 | -1.37% |

**Chaves County
Other Governmental Funds
Expenditure Summary**

| ACCOUNT NUMBER | DESCRIPTION | FY 20-21 ACTUAL | FY 21-22 ACTUAL | FY 22-23 FINAL BUDGET | FY 23-24 Requested | ADJUSTMENT S | FY 23-24 FINAL BUDGET | % INCREASE/ DECREASE |
|----------------|-------------------------------------|--------------------|--------------------|-----------------------------|-----------------------|-----------------|-----------------------------|-------------------------|
| 403-850 | FARM & RANGE | 57,067 | 43,500 | 40,000 | 36,500 | 0 | 36,500 | -8.75% |
| 851 | Farm & Range | 57,067 | 43,500 | 40,000 | 36,500 | 0 | 36,500 | |
| 407-810 | DUNKEN FIRE DEPARTMENT | 266,414 | 18,315 | 257,880 | 251,483 | 0 | 251,483 | -2.48% |
| 811 | Dunken Fire Department | 266,414 | 18,315 | 257,880 | 251,483 | 0 | 251,483 | |
| 820 | Other Fire Grants | | | | 0 | | 0 | |
| 408-810 | EAST GRAND PLAINS FIRE DEPT | 336,852 | 64,537 | 380,697 | 507,699 | 0 | 507,699 | 33.36% |
| 812 | East Grand Plains Fire Dept. | 336,852 | 64,537 | 380,697 | 507,699 | 0 | 507,699 | |
| 820 | Other Fire Grants | 0 | 0 | 0 | 0 | 0 | 0 | |
| 409-810 | PENASCO FIRE DEPT | 530,017 | 28,630 | 303,456 | 233,622 | 0 | 233,622 | -23.01% |
| 813 | Penasco Fire Dept. | 530,017 | 28,630 | 303,456 | 233,622 | 0 | 233,622 | |
| 820 | Other Fire Grants | | | | 0 | | 0 | |
| 410-810 | MIDWAY FIRE DEPT | 373,209 | 67,528 | 413,420 | 462,289 | 0 | 462,289 | 11.82% |
| 816 | Midway Fire Dept. | 373,209 | 67,528 | 413,420 | 452,789 | 0 | 452,789 | |
| 820 | Other Fire Grants | 0 | 0 | 0 | 9,500 | 0 | 9,500 | |
| 411-810 | BERRENDO FIRE DEPT | 368,188 | 112,251 | 402,780 | 438,573 | 0 | 438,573 | 8.89% |
| 814 | Berrendo Fire Dept. | 357,538 | 110,009 | 392,780 | 393,573 | 0 | 393,573 | |
| 820 | Other Fire Grants | 10,650 | 2,242 | 10,000 | 45,000 | 0 | 45,000 | |
| 412-810 | SIERRA FIRE DEPT | 436,827 | 203,493 | 394,989 | 463,516 | 0 | 463,516 | 17.35% |
| 815 | Sierra Fire Dept. | 436,827 | 203,493 | 394,989 | 459,016 | 0 | 459,016 | |
| 820 | Other Fire Grants | 0 | 0 | 0 | 4,500 | 0 | 4,500 | |
| 413-810 | RIO FELIX FIRE DEPT | 126,325 | 26,767 | 126,034 | 130,345 | 0 | 130,345 | -0.56% |
| 818 | Rio Felix Fire Dept. | 126,325 | 26,767 | 126,034 | 130,345 | 0 | 130,345 | |
| 820 | Other Fire Grants | | | | 0 | | 0 | |
| 414-810 | CC DISTRICT #8 FIRE DEPT | 131,277 | 30,635 | 119,961 | 116,564 | 0 | 116,564 | -2.83% |
| 819 | Chaves County District #8 Fire Dept | 131,277 | 30,635 | 119,961 | 116,564 | 0 | 116,564 | |
| 820 | Other Fire Grants | 0 | 0 | 0 | 0 | 0 | 0 | |
| | | | | | | | 0 | |
| 425-820 | FIRE & AMBULANCE EXCISE TAX | 1,496,067 | 0 | 1,257,365 | 2,195,236 | 0 | 2,195,236 | 74.59% |
| 829 | Volunteer Fire Departments | 1,496,067 | 0 | 1,257,365 | 2,195,236 | 0 | 2,195,236 | |
| 427-830 | INDIGENT HOSPITAL CLAIMS | 4,792,182 | 4,710,291 | 5,147,564 | 5,560,485 | 160,000 | 5,720,485 | 11.13% |
| 638 | Health Care Division | 297,383 | 213,113 | 243,045 | 259,777 | 0 | 259,777 | |
| 639 | Indigent Hospital Claims Payment | 4,494,799 | 4,497,179 | 4,904,519 | 5,300,708 | 160,000 | 5,460,708 | |
| 430-750 | LAW ENFORCEMENT GRANT | 39,800 | 42,200 | 63,000 | 147,500 | 0 | 147,500 | 134.13% |
| 753 | Law Enforcement Grant | 39,800 | 42,200 | 63,000 | 147,500 | 0 | 147,500 | |
| 431-750 - 760 | PUBLIC SAFETY GRANTS | 41,940 | 36,541 | 31,250 | 24,873 | 0 | 24,873 | -20.41% |

**Chaves County
Other Governmental Funds
Expenditure Summary**

| ACCOUNT NUMBER | DESCRIPTION | FY 20-21 ACTUAL | FY 21-22 ACTUAL | FY 22-23 FINAL BUDGET | FY 23-24 Requested | ADJUSTMENT S | FY 23-24 FINAL BUDGET | % INCREASE/ DECREASE |
|----------------|-------------------------------------|------------------|------------------|-----------------------|--------------------|---------------|-----------------------|----------------------|
| 754 | ODWI & Other Sheriff's Grants | 41,940 | 36,541 | 31,250 | 24,873 | 0 | 24,873 | |
| 755 | CJRI Grant | | 0 | 0 | 0 | 0 | 0 | |
| 757 | JAG (LLEBG) Grant | | 0 | 0 | 0 | 0 | 0 | |
| 761 | DWI Planning Grant | | 0 | 0 | 0 | 0 | 0 | |
| 762 | DWI Local Grant | | 0 | 0 | 0 | 0 | 0 | |
| 763 | CDWI Grant | | 0 | 0 | 0 | 0 | 0 | |
| 764 | Underage Drinking Enforcement Grant | | 0 | 0 | 0 | 0 | 0 | |
| 432-760 | PUBLIC SAFETY GRANTS | 639,318 | 720,424 | 701,513 | 527,074 | 62,373 | 589,447 | -15.97% |
| 761 | DWI Planning Grant | 413,436 | 493,356 | 464,489 | 379,538 | 62,373 | 441,911 | |
| 762 | DWI Local Grant | 50,000 | 52,000 | 52,500 | 50,000 | 0 | 50,000 | |
| 763 - 765 | Other DWI Grants | 175,882 | 175,068 | 184,524 | 97,536 | 0 | 97,536 | |
| 433-753 | SHERIFF FORFEITURE FUND | 0 | 0 | 0 | 0 | 0 | 0 | #DIV/0! |
| 753 | LAW ENFORCEMENT | 0 | 0 | 0 | 0 | 0 | 0 | |
| 441-630 | American Rescue Plan | 1,000 | 2,182,961 | 7,886,339 | 0 | 0 | 0 | -100.00% |
| 631 | Other Grants and Expenses | 1,000 | 2,182,961 | 7,886,339 | 0 | 0 | 0 | |
| 681 | Capital Outlay | | 0 | 0 | 0 | 0 | 0 | |
| 442-740 | COUNTY INCOME FUND | 230,000 | 443,243 | 400,000 | 400,000 | 0 | 400,000 | 0.00% |
| 748 | Hospital Expenses | | 0 | 0 | 0 | 0 | 0 | |
| 452-830 | FLOOD CONTROL | 1,937,627 | 1,222,769 | 1,686,429 | 3,021,424 | 0 | 3,021,424 | 79.16% |
| 832 | Flood Control | 1,937,627 | 1,222,769 | 1,686,429 | 3,021,424 | 0 | 3,021,424 | |
| 561-740 | DEBT SERVICE - GENERAL OBLIGATION | | | | | | | |
| 742 | Debt Service - General Obligation | | | | | | | |
| 562-740 | DEBT SERVICE - REVENUE BOND | 0 | 0 | 0 | 0 | 0 | 191,925 | #DIV/0! |
| 811 | Debt Service - Courthouse | 0 | 0 | 0 | 0 | 0 | 0 | |
| 563-742 | 2007 refunding bonds | 0 | 0 | 0 | 0 | 0 | 0 | |
| 564-744 | refunding bond | | | | | | 191,925 | |
| 565-743 | refunding bond reserve | | | | | | | |

AGENDA ITEM: 12 _____

Resolution R-23-038
Approving County to "Pickup"
PERA Statutory contribution Rate
Increase

MEETING DATE: July 27, 2023

STAFF SUMMARY REPORT

ACTION REQUESTED BY: Emma Dominguez

ACTION REQUESTED: Approve Resolution

ITEM SUMMARY:

Chaves County Resolution R-23-038 proposes Chaves County to "pickup" the .50% PERA contribution rate increase for employees as approved in the interim budget for fiscal year 2023-2024 on May 11, 2023.

Staff recommends approval of Resolution R-23-038.

SUPPORT DOCUMENTS: Resolution R-23-038

SUMMARY BY: Emma Dominguez

TITLE: Human Resources Director

RESOLUTION R-23-038
IRREVOCABLY AUTHORIZING CHAVES COUNTY TO “PICKUP”
PERA STATUTORY EMPLOYEE CONTRIBUTION RATE INCREASE

WHEREAS, Chaves County Ordinance #8, the Chaves County Personnel Policy requires approval by resolution of the Chaves County Commission for certain personnel changes, and

WHEREAS, the interim budget for fiscal year 2023-2024 was approved at the May 11, 2023 Commission meeting which included the newly increased Public Employees Retirement Association of New Mexico (PERA) employee contribution rate; and

WHEREAS, PERA SB72 was passed and increased the statutory employee contribution rate by .50% and increased the statutory employer contribution rate by .50% for employees who earn more than \$25,000 in annual salary, and

WHEREAS, Chaves County desires to “pickup” the .50% on behalf of Chaves County Employees for both Municipal Plan 4 and Police Plan 5, and;

WHEREAS, Chaves County “picked-up” the .50% PERA employee increase for Sheriff’s Deputies and Sergeants, in the Collective Bargaining Contract and;

WHEREAS, PERA SB72 was passed and increased the statutory employer contribution rate by .50%, and;

WHEREAS, Chaves County employer contribution rate for Municipal Plan 4 will increase from 16.80% to 17.80%, resulting in the County picking-up a total of 75% of employee contributions, and Chaves County employer contribution rate for Police Plan 5 has increased from 23.65% to 24.65% resulting in the County picking-up a total of 76% of employee contributions, and

NOW THEREFORE BE IT RESOLVED by the Board of Chaves County Commissioners that Chaves County irrevocably “pickup” the new increased PERA statutory employee contribution rate of 1.0%, be approved effective July 1, 2023.

DONE this 27th day of July 2023.

BOARD OF CHAVES COUNTY COMMISSIONERS

Jeff Bilberry, Chairman

T. Calder Ezzell, Vice-Chairman

ATTEST:

Dara Dana, Member

Cindy Fuller
County Clerk

Michael J. Perry, Member

Richard C. Taylor, Member

Item # 13

EM-24-1 Inmate Medical Services –
Emergency Procurement

Meeting Date: 07/27/2023

STAFF SUMMARY

REQUESTED BY: Bill Williams, County Manager

ACTION REQUIRED: Approve Emergency Procurement EM-24-1

SUMMARY: Chaves County received and accepted a 60-day termination letter from current medical service provider at the Chaves County Detention Center. Due to time constraints for transition – a formal solicitation process will not meet the need for continued medical services at the detention center.

Interviews were held with both runner ups to the prior RFP solicitation. After review and discussion, Staff recommends approval of EM-24-1 Inmate Medical Services to Roadrunner Health Services in the amount of \$1,928,569.00 for the next 11 months or until a competitive solicitation can be executed. A final draft agreement will be presented for approval at the August 17th, 2023, Commission meeting.

SUPPORT DOCUMENTS: State of New Mexico – Emergency Determination Form
Chaves County Purchasing Office Determination of Emergency
Chaves County Legal Determination of Emergency


SUMMARY BY: Analicia Nieto

TITLE: Chief Procurement Officer

PURCHASING DEPARTMENT

PO Box 1817
Roswell, NM 88202-1817
Phone: 575-624-6615
Fax: 575-624-6631

Purchasing Director
Ana Nieto, CPO



COMMISSIONERS

Dara Dana · District 1
T. Calder Ezzell Jr. · District 2
Jeff Bilberry · District 3
Richard Taylor · District 4
Michael Perry · District 5

County Manager
William B. Williams

July 18, 2023

RE: Emergency Determination – Inmate Medical Services

Chaves County received a letter of termination to agreement A-22-024 with Wellpath. After reviewing the conditions and immediate need to transition to a new medical service provider, it is my determination that Chaves County procure these services via an emergency procurement until a proper solicitation can be drafted and executed.

Thank you,

Ana Nieto, CPO
Chaves County Purchasing Director



STATE OF NEW MEXICO EMERGENCY DETERMINATION FORM

The emergency procurement method (*NMSA 1978, Section 13-1-127*) may only be used when the service, construction or item of tangible personal property procured:

1. is needed immediately to:
 - a. control a serious threat to public health, welfare, safety or property caused by a flood, fire, epidemic, riot, act of terrorism, equipment failure or similar event; or
 - b. plan or prepare for the response to a serious threat to public health, welfare, safety or property caused by a flood, fire, epidemic, riot, act of terrorism, equipment failure or similar event; and
2. cannot be acquired through normal procurement methods.
 - a. The agency entering into an emergency procurement should employ a competitive process to the extent practicable under circumstances.

The purchase or lease of heavy road equipment is not allowed under the emergency procurement statute.

The state purchasing agent or a central purchasing office that makes an emergency procurement shall outline its determination of the basis for the procurement and its selection of the contractor in writing and include the writing in the procurement file. (That writing can be made on this form.) Promptly thereafter:

- the state purchasing agent shall post notice of the procurement on its website; or
- the central purchasing office shall post notice of the procurement on its website, if it maintains one, and shall transmit the notice to the state purchasing agent for posting on the state purchasing agent's website.

NOTE: the state purchasing agent or a central purchasing office that makes an emergency procurement to plan or prepare for the response to a serious threat to public health, welfare, safety or property caused by a flood, fire, epidemic, riot, act of terrorism, equipment failure or similar event shall account for the money spent in making the procurement and report on that accounting to the legislative finance committee and the department of finance and administration within sixty days after the end of the fiscal year in which the procurement was made.

| | | |
|-----|-----------------------------------|-----------------------------------|
| I. | Name of Agency: | Chaves County |
| | Agency Chief Procurement Officer: | Analicia Nieto |
| | Telephone Number: | (575) 624-6615 |
| | | |
| II. | Name of Contractor: | Roadrunner Health Services |
| | Address of Contractor: | 4320 The 25 Way, Suite 400 |
| | | Albuquerque, NM 87109 |

Amount of prospective contract: **Est. \$1,928,569.00**
Term of prospective contract: **11 months**

III. Thoroughly list the services (scope of work), construction or items of tangible personal property being procured:

Full medical services to be provided for both male and female inmates. Medical services include but are not limited to administrative services, medical and nursing care, emergency medical care, inmate intake receiving and screening, sick call services, medication administration, medical records management, mental health services, dental services, acute, chronic, and preventive care.

IV. Provide an explanation for the justification of the procurement including a description of the emergency condition(s) requiring use of emergency procurement and the practicable competition utilized in compliance with *NMSA 1978, Section 13-1-127*.

Chaves County was given a 60 day notice of termination by the current medical services provider that outline conditions for remediation that were unreasonable and were upon the sole satisfaction of the provider. Due to the timeframe of the notice, it has been identified that there is not enough time to execute a complete RFP solicitation that allows for proper transition between the medical service providers.

V. Describe what measures are being taken to minimize the duration and effect of this particular emergency procurement (for example: is the emergency only in place until a competitive process can be completed, etc.).

This emergency procurement will be issued for 11 months or until a competitive solicitation can we issued and executed.

VI. Describe what measures the Agency will take in the future to prevent/mitigate use of an emergency procurement under similar circumstances.

Chaves County will continue to do its due diligence in selecting qualified evaluators to oversee the recommendation for award in the next competitive solicitation.

Certified by:


Date: 7.18.23



Agency Chief Procurement Officer

Agency Approval by:

Date: 7.18.23



Cabinet Secretary/Governmental Entity Head or Designee

STANTON L RIGGS

Attorney at Law

July 18, 2023

Ana Nieto
Purchasing Director, CPO
Chaves County
#1 St. Mary's Place
Roswell, NM 88203

RE: Emergency Purchase of Medical Services at CCDC

Dear Ms. Nieto:

I have reviewed the WellPath "Termination Cure" letter dated June 14, 2023. It is my legal opinion that Chaves County cannot meet the conditions and requirements set forth by WellPath to continue with the contract.

In the letter WellPath sets out conditions which must be met in order for them to continue with the contract. Unfortunately, these conditions are unreasonable. In addition, WellPath states that the issues must be cured to "our sole satisfaction." I believe WellPath is not acting in good faith and fully intends to terminate the contract.

The letter further states that if these conditions and requirements are not met, the contract would terminate September 12, 2023. Therefore, Chaves County will have no medical provider at the Detention Center come September 13, 2023.

I realize there is not enough time to solicit for an RFP, award and have a provider operating in the facility by September 13, 2023. As such, it is my legal opinion that this situation arises to an emergency purchase and should be handled accordingly.

Please contact me if you have any questions.

Sincerely,


Stanton L Riggs, Esq.

AGENDA ITEM: 14 Ratification of Out of State Travel-Arizona
MEETING DATE: July 27, 2023 HITSK9 Training and Consulting

STAFF SUMMARY REPORT

ACTION REQUESTED BY: Undersheriff Charles Yslas
ACTION REQUESTED: Approval of Out of State Travel

ITEM SUMMARY:

The Chaves County Sheriff's Office is requesting authorization to send two K-9 Deputies to Scottsdale, Arizona. The training is presented by HITSK(Training and Consulting from August 13, 2023 – August 20, 2023. This is a National Conference for K-9 handlers which will give them all the updated versions on the law regarding K-9, along with certification renewals as required.

The registration fee for this course is \$929.44 per person. Both Deputies will be traveling in one assigned unit and only the cost of fuel will be charged. They will travel one day ahead of the conference to allow time for travel and will travel the day after conference to allow for travel home. Hotel will be projected at \$1,170 for the week per person along with outstate per diem to be included.

SUPPORT DOCUMENTS:

SUMMARY BY: Janet M. Garcia
TITLE: Sheriff's Administrator



INVOICE

HITSK9 Training and Consulting
 P.O. Box 1438
 Lecanto
 Florida, US
 34460
 jeff.barrett@hitsk9.net
 VAT/Tax Number: 47-1652106

Date: July 6, 2023
 Registration Code: 18272-59-1-Ofaa
 Transaction ID: 18272

Please send this invoice with payment attached to the address above, or use the payment link below.
 Payment must be received within 48 hours of event date.

Bill To:

Gauge Kennard
 #1 St. Mary's Place
 Roswell, New Mexico
 United States

*For Both
 Dela Cerda, Nathaniel
 Kennard, Gauge*

Purchases

| Item | Description | Qty | Price | Total |
|-----------------------------|---------------------------------------|-----|-----------|----------------|
| July 1, 2023 and After | (For HITS K9 Seminar Scottsdale 2023) | 2 | \$464.72 | \$929.44 |
| July 1, 2023 and After | | 2 | \$449.00 | \$898.00 |
| Credit Card Convenience Fee | Credit Card Convenience Fee | 1 | 3.5% | \$31.44 |
| | | | Sub-Total | \$929.44 (USD) |
| Sales Tax | | | \$0.00 | \$0.00 |
| | | | Total | \$929.44 (USD) |

* taxable items

Payments

| Payment Method | Date | Transaction Id / Cheque # | P.O. / S.O.# | Status | Amount |
|--|------|---------------------------|--------------|-------------|----------------|
| No approved payments have been received. | | | | | |
| | | | | Total Paid | \$0.00 (USD) |
| | | | | Amount Owed | \$929.44 (USD) |

Total Paid \$0.00 (USD)
 Amount Owed \$929.44 (USD)



ORDER CONFIRMATION

HITSK9 Training and Consulting
 P.O. Box 1438
 Lecanto
 Florida, US
 34460
 jeff.barrett@hitsk9.net
 VAT/Tax Number: 47-1652106

Date: July 6, 2023
 Transaction ID: 18272
 Status: Incomplete

Event Name: HITS K9 Seminar Scottsdale 2023

([view](#))

| Ticket | Description | Quantity | Price | Total |
|-----------------------------|---|----------|----------------------|-----------------|
| July 1, 2023 and After | (For HITS K9 Seminar Scottsdale 2023) <i>This ticket can be used once at any of the dates/times below.</i> | 2 | \$464.72 | \$929.44 |
| July 1, 2023 and After | | | \$449.00 | \$898.00 |
| Credit Card Convenience Fee | Credit Card Convenience Fee | | 3.5% | \$31.44 |
| | | | Ticket Total: | \$929.44 |

Date/Time:

HITSK9 Scottsdale 2023
 August 15, 2023 8:00 am - August 18, 2023 5:00 pm
 (America/New_York)

Venue

([view](#))

Registration Details ()

Attendee Gauge Kennard (CHARLES.YSLAS@CHAVESCOUNTY.GOV)

Registration Code: 18272-59-1-0faa - Pending Payment

Custom Questions and Answers:

Dept/Military Unit Chaves County Sheriff's Office

Choose Your Affiliation Law Enforcement

T-Shirt Size X-Large

Attendee Nathaniel De La Cerda (CHARLES.YSLAS@CHAVESCOUNTY.GOV)

Registration Code: 18272-59-2-3562 - Pending Payment

Custom Questions and Answers:

Dept/Military Unit Chaves County Sheriff's Office

Choose Your Affiliation Law Enforcement

T-Shirt Size Large

Additional Charges/Discounts

| Name | Description | Quantity | Unit Price | Total |
|------|-------------|----------|------------|-------|
|------|-------------|----------|------------|-------|

Taxes

* Taxable items. The total amount collected for taxes is reflected in the total(s) below.

| Tax Name | Description | Rate | Tax Amount |
|-----------|-------------|--------|------------|
| Sales Tax | | \$0.00 | \$0.00 |

Grand Total: \$929.44 (USD)

Payments

| Payment Method | Date | Transaction Id / Cheque # | P.O. / S.O.# | Status | Amount |
|----------------|------|---------------------------|--------------|--------|--------|
|----------------|------|---------------------------|--------------|--------|--------|

No approved payments have been received.

Total Paid \$0.00 (USD)
 Amount Owed: \$929.44 (USD)

Additional Information:

Venue Details:

CHAVES COUNTY FINANCE
ACCOUNTS PAYABLE
P.O. Box 1597
Roswell, NM 88202-1597
Phone 575-624-6677 or 575-624-6620



COMMISSIONERS
Dara Dana · District 1
T Calder Ezzell Jr. · District 2
Jeff Bilberry · District 3
Richard C. Taylor - District 4
Michael Perry · District 5

Finance Director
Anabel Barraza

County Manager
Bill Williams

Final Payment Register

Date: 6/2/2023
Packet# 02583

Date: 6/12/2023
Packet# 02596

Date: _____
Packet# _____

Date: 6/2/2023
Packet# 02585

Date: 6/16/2023
Packet# 02603

Date: _____
Packet# _____

Date: 6/7/2023
Packet# 02590

Date: 6/23/2023
Packet# 02606

Date: _____
Packet# _____

Date: 6/7/2023
Packet# 02594

Date: 6/30/2023
Packet# 02616

Date: _____
Packet# _____

BOARD OF CHAVES COUNTY COMMISSIONERS

Jeff Bilberry, Chairman

ATTEST:

T. Calder Ezzell Jr, Vice-Chairman

Cindy Fuller
County Clerk

Dara Dana, Member

Richard C. Taylor, Member

Michael Perry, Member

Approval of Checks

Approval of Checks

Commission Meeting 20-Jul-23

STAFF SUMMARY REPORT

ACTION REQUESTED BY: Anabel Barraza, Finance Director
(575-624-6658)

ACTION REQUESTED:
Approval of Checks

ITEM SUMMARY:

| | | | |
|------|-----------|---|--------------|
| A/P: | 2-Jun-23 | | \$540,147.38 |
| | 2-Jun-23 | | \$224,934.99 |
| | 7-Jun-23 | | \$305,190.96 |
| | 7-Jun-23 | | \$9,220.00 |
| | 12-Jun-23 | | \$41,068.25 |
| | 16-Jun-23 | # | \$316,459.79 |
| | 23-Jun-23 | | \$875,694.66 |
| | 30-Jun-23 | | \$270,110.90 |

| | | | |
|----------|-------------------------|---|--------------|
| PAYROLL: | 28-May-23 REGULAR | | \$275,284.55 |
| | 28-May-23 FINALS | # | \$1,448.58 |
| | 11-Jun-23 REGULAR | | \$291,960.61 |
| | 11-Jun-23 FINALS | | \$4,141.65 |
| | 25-Jun-23 REGULAR | | \$293,386.57 |
| | 25-Jun-23 INCENTIVE PAY | | \$2,400.00 |
| | 25-Jun-23 FINALS | | \$998.40 |

Grand Total Checks to be Approved: \$3,452,447.29

SUPPORT DOCUMENTS:

Copies of Bills Lists

SUMMARY BY: Stephanie Carrillo

TITLE: A/P Officer



Expense Approval Register

Packet: APPKT02583 - CHECK RUN 6/2/2023

| Vendor Name | Payable Number | Post Date | Description (Item) | Account Number | Amount |
|--|----------------|------------|----------------------------|-------------------|------------------|
| Vendor: AAA FIREPRO OF NM INC | | | | | |
| AAA FIREPRO OF NM INC | G-04242302 | 06/01/2023 | REPLACEMENT LIGHT/ UNIT2 | 408-8-812-249-000 | 3,002.62 |
| Vendor AAA FIREPRO OF NM INC Total: | | | | | 3,002.62 |
| Vendor: ADE INCORPORATED | | | | | |
| ADE INCORPORATED | 58162 | 06/01/2023 | DWI/MISDAMEANOR RECOR | 432-7-761-237-000 | 80.00 |
| Vendor ADE INCORPORATED Total: | | | | | 80.00 |
| Vendor: ALLIED KEY & SAFE LLC | | | | | |
| ALLIED KEY & SAFE LLC | 59311 | 06/01/2023 | CCADC LOCK PROJECT | 401-6-696-257-000 | 15,816.00 |
| Vendor ALLIED KEY & SAFE LLC Total: | | | | | 15,816.00 |
| Vendor: ASA ARCHITECTS | | | | | |
| ASA ARCHITECTS | 4670 | 06/01/2023 | PUBLIC HEALTH OFFICE/ CON | 651-6-682-381-000 | 39,075.39 |
| Vendor ASA ARCHITECTS Total: | | | | | 39,075.39 |
| Vendor: BDR PREFERRED HOLDINGS, LLC | | | | | |
| BDR PREFERRED HOLDINGS, | X80204789701 | 06/01/2023 | TRUCK PARTS/ ACCT# 24324 | 402-6-653-221-000 | 308.57 |
| Vendor BDR PREFERRED HOLDINGS, LLC Total: | | | | | 308.57 |
| Vendor: BELL GAS INC. | | | | | |
| BELL GAS INC. | 34949 | 06/01/2023 | ACCT# 10693 | 402-6-653-223-000 | 22,183.74 |
| BELL GAS INC. | 34950 | 06/01/2023 | ACCT# 10693 | 402-6-653-223-000 | 7,238.14 |
| BELL GAS INC. | 34991 | 06/01/2023 | ACCT# 11020 | 452-8-832-223-000 | 3,865.63 |
| Vendor BELL GAS INC. Total: | | | | | 33,287.51 |
| Vendor: BRANDON HEBERT | | | | | |
| BRANDON HEBERT | 13924 | 06/01/2023 | RENTAL SERVICE | 402-6-653-251-000 | 269.27 |
| Vendor BRANDON HEBERT Total: | | | | | 269.27 |
| Vendor: CARPET CLINIC ENTERPRISES INC | | | | | |
| CARPET CLINIC ENTERPRISES | 511-85963 | 06/01/2023 | CARPET CLEANING/ADMIN | 401-6-691-257-000 | 5,073.77 |
| Vendor CARPET CLINIC ENTERPRISES INC Total: | | | | | 5,073.77 |
| Vendor: CARRIE HARDY | | | | | |
| CARRIE HARDY | INV0010564 | 06/01/2023 | Thomas Ray/DM-2010-331 | 401-2-200-018-000 | 250.00 |
| Vendor CARRIE HARDY Total: | | | | | 250.00 |
| Vendor: CHARACTER COUNTS IN CHAVES COUNTY | | | | | |
| CHARACTER COUNTS IN CHA | RPGC-FY23 | 06/01/2023 | 2023PROJECT GRADUATION | 432-7-761-267-000 | 5,000.00 |
| Vendor CHARACTER COUNTS IN CHAVES COUNTY Total: | | | | | 5,000.00 |
| Vendor: CINTAS CORPORATION #2 | | | | | |
| CINTAS CORPORATION #2 | 8406262305 | 06/01/2023 | RESTOCK 1ST AID CABINET | 402-6-653-230-000 | 321.32 |
| Vendor CINTAS CORPORATION #2 Total: | | | | | 321.32 |
| Vendor: CITY OF DEXTER | | | | | |
| CITY OF DEXTER | CC024720 | 06/01/2023 | ACCT# 1085 | 401-6-693-341-000 | 92.26 |
| Vendor CITY OF DEXTER Total: | | | | | 92.26 |
| Vendor: CITY OF ROSWELL | | | | | |
| CITY OF ROSWELL | 9 | 06/01/2023 | Roswell Air Center Project | 631-8-884-376-000 | 69,743.12 |
| Vendor CITY OF ROSWELL Total: | | | | | 69,743.12 |
| Vendor: CODE 3 SERVICE | | | | | |
| CODE 3 SERVICE | 230352 | 06/01/2023 | 3 PUSH BUMPERS FOR TRUC | 401-7-751-231-000 | 3,747.64 |
| CODE 3 SERVICE | 230352 | 06/01/2023 | 3 PUSH BUMPERS FOR TRUC | 631-8-884-372-000 | 1,451.85 |
| Vendor CODE 3 SERVICE Total: | | | | | 5,199.49 |
| Vendor: CONSTRUCTORS INC | | | | | |
| CONSTRUCTORS INC | 136477 | 06/01/2023 | ACCT# 11390 | 402-6-653-290-000 | 3,822.59 |
| CONSTRUCTORS INC | 136556 | 06/01/2023 | ACCT# 11390 | 402-6-653-290-000 | 9,200.31 |
| CONSTRUCTORS INC | 136618 | 06/01/2023 | ACCT# 11390 | 402-6-653-290-000 | 1,710.62 |

Expense Approval Register

Packet: APPKT02583 - CHECK RUN 6/2/2023

| Vendor Name | Payable Number | Post Date | Description (Item) | Account Number | Amount |
|--|----------------|------------|----------------------------|--|-------------------|
| CONSTRUCTORS INC | 136619 | 06/01/2023 | ACCT# 11390 | 402-6-653-290-000 | 5,119.83 |
| | | | | Vendor CONSTRUCTORS INC Total: | 19,853.35 |
| Vendor: COOPERATIVE EDUCATIONAL SVCS. | | | | | |
| COOPERATIVE EDUCATIONAL | 24-136775 | 06/01/2023 | GENERATOR REPAIR | 401-6-691-257-000 | 4,628.49 |
| | | | | Vendor COOPERATIVE EDUCATIONAL SVCS. Total: | 4,628.49 |
| Vendor: DESERT PEAK ARCHITECTS | | | | | |
| DESERT PEAK ARCHITECTS | 5500103 | 06/01/2023 | PVRCC CONSTRUCTION DESI | 631-8-889-371-000 | 39,992.86 |
| | | | | Vendor DESERT PEAK ARCHITECTS Total: | 39,992.86 |
| Vendor: DEXTER CONSOLIDATED SCHOOLS | | | | | |
| DEXTER CONSOLIDATED SCH | FY23-11DEX-TNT | 06/01/2023 | DWI DISTRIBUTION FY 22-23 | 432-7-761-267-000 | 1,000.00 |
| DEXTER CONSOLIDATED SCH | VPGC-FY23 | 06/01/2023 | 2023 PROJECT CELEBRATION | 432-7-761-267-000 | 2,500.00 |
| | | | | Vendor DEXTER CONSOLIDATED SCHOOLS Total: | 3,500.00 |
| Vendor: DIANE F. TAYLOR | | | | | |
| DIANE F. TAYLOR | FY23-11DT | 06/01/2023 | DWI DISTRIBUTION/ FY 22-2 | 432-7-761-267-000 | 4,524.33 |
| | | | | Vendor DIANE F. TAYLOR Total: | 4,524.33 |
| Vendor: HAGERMAN/DEXTER SOIL AND WATER | | | | | |
| HAGERMAN/DEXTER SOIL A | 2023-001 | 06/01/2023 | ANNUAL ALLOCATION FY 22/ | 401-6-672-451-000 | 2,000.00 |
| | | | | Vendor HAGERMAN/DEXTER SOIL AND WATER Total: | 2,000.00 |
| Vendor: INLAND KENWORTH | | | | | |
| INLAND KENWORTH | 81597 | 06/01/2023 | INLAND KENWORTH | 402-6-681-373-000 | 193,673.00 |
| | | | | Vendor INLAND KENWORTH Total: | 193,673.00 |
| Vendor: ITS QUEST, INC | | | | | |
| ITS QUEST, INC | 901130 | 06/01/2023 | TEMPS/ CARRILLO/SATTERFI | 402-6-653-104-000 | 1,178.76 |
| | | | | Vendor ITS QUEST, INC Total: | 1,178.76 |
| Vendor: IUPA, CHAVES COUNTY SHERIFF'S ASSOC. #507 | | | | | |
| IUPA, CHAVES COUNTY SHER | INV0010574 | 06/01/2023 | James Dallas McDaniel Unio | 401-2-200-010-000 | 25.00 |
| IUPA, CHAVES COUNTY SHER | INV0010575 | 06/01/2023 | Andres G. Salas Union Dues | 401-2-200-010-000 | 25.00 |
| IUPA, CHAVES COUNTY SHER | INV0010576 | 06/01/2023 | Amanda Beagles-Clark Union | 401-2-200-010-000 | 25.00 |
| IUPA, CHAVES COUNTY SHER | INV0010577 | 06/01/2023 | Travis W. Hardy Union Dues | 401-2-200-010-000 | 25.00 |
| IUPA, CHAVES COUNTY SHER | INV0010578 | 06/01/2023 | Pedro J. Silvas Union Dues | 401-2-200-010-000 | 25.00 |
| IUPA, CHAVES COUNTY SHER | INV0010579 | 06/01/2023 | JOSH MARTINEZ UNION DUE | 401-2-200-010-000 | 25.00 |
| IUPA, CHAVES COUNTY SHER | INV0010580 | 06/01/2023 | Jeromy W. Parmer Union Du | 401-2-200-010-000 | 22.84 |
| IUPA, CHAVES COUNTY SHER | INV0010580 | 06/01/2023 | Jeromy W. Parmer Union Du | 431-2-200-010-000 | 2.16 |
| IUPA, CHAVES COUNTY SHER | INV0010581 | 06/01/2023 | Charles Drake Union Dues | 401-2-200-010-000 | 25.00 |
| IUPA, CHAVES COUNTY SHER | INV0010582 | 06/01/2023 | Olivia Padilla Union Dues | 401-2-200-010-000 | 25.00 |
| IUPA, CHAVES COUNTY SHER | INV0010583 | 06/01/2023 | RAUL RAMOS UNION DUES | 401-2-200-010-000 | 25.00 |
| IUPA, CHAVES COUNTY SHER | INV0010584 | 06/01/2023 | GAUGE KENNARD | 401-2-200-010-000 | 25.00 |
| IUPA, CHAVES COUNTY SHER | INV0010585 | 06/01/2023 | NATHANIEL DE LA CERDA UN | 401-2-200-010-000 | 25.00 |
| IUPA, CHAVES COUNTY SHER | INV0010586 | 06/01/2023 | BEN CONKLIN UNION DUES | 401-2-200-010-000 | 25.00 |
| IUPA, CHAVES COUNTY SHER | INV0010587 | 06/01/2023 | SCOTT HENDRIX UNION DUE | 401-2-200-010-000 | 25.00 |
| IUPA, CHAVES COUNTY SHER | INV0010588 | 06/01/2023 | JOSH MCKELVEY UNION DUE | 401-2-200-010-000 | 25.00 |
| IUPA, CHAVES COUNTY SHER | INV0010589 | 06/01/2023 | RICARDO DELGADO UNION | 401-2-200-010-000 | 25.00 |
| IUPA, CHAVES COUNTY SHER | INV0010590 | 06/01/2023 | SAMUEL LUERAS UNION DUE | 401-2-200-010-000 | 25.00 |
| IUPA, CHAVES COUNTY SHER | INV0010591 | 06/01/2023 | Justin Thompson Union Dues | 401-2-200-010-000 | 25.00 |
| IUPA, CHAVES COUNTY SHER | INV0010592 | 06/01/2023 | Joel Smoyer Union Dues | 401-2-200-010-000 | 25.00 |
| IUPA, CHAVES COUNTY SHER | INV0010593 | 06/01/2023 | John White Union Dues | 401-2-200-010-000 | 25.00 |
| | | | | Vendor IUPA, CHAVES COUNTY SHERIFF'S ASSOC. #507 Total: | 500.00 |
| Vendor: J & S PRO SOUND | | | | | |
| J & S PRO SOUND | CC024718 | 06/01/2023 | STAGE RISERS | 401-6-611-251-000 | 1,551.02 |
| | | | | Vendor J & S PRO SOUND Total: | 1,551.02 |
| Vendor: JOHNSON CONTROLS FIRE PROTECTION LP | | | | | |
| JOHNSON CONTROLS FIRE P | 23543159 | 06/01/2023 | FIRE SUPPRESSION INSPECTI | 401-6-691-267-000 | 861.47 |
| | | | | Vendor JOHNSON CONTROLS FIRE PROTECTION LP Total: | 861.47 |
| Vendor: JSH ENGINEERING | | | | | |
| JSH ENGINEERING | 780 | 06/01/2023 | FOUNDATION DESIGN/STOR | 635-6-682-247-000 | 2,369.58 |
| | | | | Vendor JSH ENGINEERING Total: | 2,369.58 |

Expense Approval Register

Packet: APPKT02583 - CHECK RUN 6/2/2023

| Vendor Name | Payable Number | Post Date | Description (Item) | Account Number | Amount |
|---|----------------|------------|----------------------------|-------------------|------------------|
| Vendor: MIRANDA PEST CONTROL | | | | | |
| MIRANDA PEST CONTROL | CC024719 | 06/01/2023 | PEST CONTROL SERVICES | 452-8-832-267-000 | 43.13 |
| Vendor MIRANDA PEST CONTROL Total: | | | | | 43.13 |
| Vendor: NEW MEXICO GAS COMPANY INC | | | | | |
| NEW MEXICO GAS COMPAN | CC024721 | 06/01/2023 | ACCT# 075706312-0781188- | 412-8-815-341-000 | 49.66 |
| NEW MEXICO GAS COMPAN | CC024722 | 06/01/2023 | ACCT# 076281612-0786941- | 401-6-693-341-000 | 28.51 |
| Vendor NEW MEXICO GAS COMPANY INC Total: | | | | | 78.17 |
| Vendor: NM RETIREE HEALTH CARE AUTHORITY | | | | | |
| NM RETIREE HEALTH CARE A | INV0010572 | 06/01/2023 | NM RETIREE HEALTH CARE P | 401-2-200-020-000 | 5,406.12 |
| NM RETIREE HEALTH CARE A | INV0010572 | 06/01/2023 | NM RETIREE HEALTH CARE P | 402-2-200-020-000 | 1,769.71 |
| NM RETIREE HEALTH CARE A | INV0010572 | 06/01/2023 | NM RETIREE HEALTH CARE P | 427-2-200-020-000 | 115.50 |
| NM RETIREE HEALTH CARE A | INV0010572 | 06/01/2023 | NM RETIREE HEALTH CARE P | 432-2-200-020-000 | 168.21 |
| NM RETIREE HEALTH CARE A | INV0010572 | 06/01/2023 | NM RETIREE HEALTH CARE P | 435-2-200-020-000 | 149.35 |
| NM RETIREE HEALTH CARE A | INV0010572 | 06/01/2023 | NM RETIREE HEALTH CARE P | 437-2-200-020-000 | 73.59 |
| NM RETIREE HEALTH CARE A | INV0010572 | 06/01/2023 | NM RETIREE HEALTH CARE P | 452-2-200-020-000 | 554.47 |
| NM RETIREE HEALTH CARE A | INV0010572 | 06/01/2023 | NM RETIREE HEALTH CARE P | 628-2-200-020-000 | 273.43 |
| NM RETIREE HEALTH CARE A | INV0010573 | 06/01/2023 | NM Retiree HealthCare Law | 401-2-200-020-000 | 3,096.19 |
| NM RETIREE HEALTH CARE A | INV0010573 | 06/01/2023 | NM Retiree HealthCare Law | 431-2-200-020-000 | 7.27 |
| Vendor NM RETIREE HEALTH CARE AUTHORITY Total: | | | | | 11,613.84 |
| Vendor: POLYMERSHAPES | | | | | |
| POLYMERSHAPES | 8677405 | 06/01/2023 | CUST # 519689 | 401-6-696-230-000 | 8,355.80 |
| Vendor POLYMERSHAPES Total: | | | | | 8,355.80 |
| Vendor: ROSWELL HOSPITAL CORPORATION | | | | | |
| ROSWELL HOSPITAL CORPOR | CC024716 | 06/01/2023 | ACCT# AV98216 | 427-6-639-270-000 | 1,046.88 |
| Vendor ROSWELL HOSPITAL CORPORATION Total: | | | | | 1,046.88 |
| Vendor: SERENITY COUNSELING | | | | | |
| SERENITY COUNSELING | FY23-115C | 06/01/2023 | FY23 DWI Treatment Provide | 432-7-762-267-000 | 4,166.66 |
| Vendor SERENITY COUNSELING Total: | | | | | 4,166.66 |
| Vendor: SOLAR TECH WINDOW TINTING, INC. | | | | | |
| SOLAR TECH WINDOW TINTI | 7415 | 06/01/2023 | TINT UNITS 115 102 & 103 | 402-6-653-221-000 | 1,018.96 |
| Vendor SOLAR TECH WINDOW TINTING, INC. Total: | | | | | 1,018.96 |
| Vendor: SPINE AND ORTHROPEDIC CENTER OF NM | | | | | |
| SPINE AND ORTHROPEDIC CE | CC024717 | 06/01/2023 | ACCT# 121898V7206 | 427-6-639-270-000 | 126.39 |
| Vendor SPINE AND ORTHROPEDIC CENTER OF NM Total: | | | | | 126.39 |
| Vendor: STARR JANITORIAL INC. | | | | | |
| STARR JANITORIAL INC. | 90320 | 06/01/2023 | SUPPLIES | 401-6-691-230-000 | 189.56 |
| Vendor STARR JANITORIAL INC. Total: | | | | | 189.56 |
| Vendor: STATE OF NEW MEXICO | | | | | |
| STATE OF NEW MEXICO | INV0010560 | 06/01/2023 | 000454540-MENDOZA | 401-2-200-018-000 | 132.92 |
| STATE OF NEW MEXICO | INV0010562 | 06/01/2023 | 000258710-LUERAS | 401-2-200-018-000 | 119.08 |
| STATE OF NEW MEXICO | INV0010563 | 06/01/2023 | 000434280-LUERAS | 401-2-200-018-000 | 140.77 |
| STATE OF NEW MEXICO | INV0010566 | 06/01/2023 | 000480470- SANCHEZ | 401-2-200-018-000 | 160.46 |
| STATE OF NEW MEXICO | INV0010567 | 06/01/2023 | 000207794- HUERTA | 402-2-200-018-000 | 189.69 |
| Vendor STATE OF NEW MEXICO Total: | | | | | 742.92 |
| Vendor: TEXAS CHILD SUPPORT SDU | | | | | |
| TEXAS CHILD SUPPORT SDU | INV0010561 | 06/01/2023 | 0013625446-COBOS | 401-2-200-018-000 | 327.23 |
| TEXAS CHILD SUPPORT SDU | INV0010565 | 06/01/2023 | 0009646845 MATTA,RAY | 435-2-200-011-000 | 276.92 |
| Vendor TEXAS CHILD SUPPORT SDU Total: | | | | | 604.15 |
| Vendor: THE WRAPS STUDIO, LLC | | | | | |
| THE WRAPS STUDIO, LLC | 2209-A | 06/01/2023 | WRAP COMMAND POST AN | 401-7-751-230-000 | 7,737.13 |
| Vendor THE WRAPS STUDIO, LLC Total: | | | | | 7,737.13 |
| Vendor: WAC UPFITTERS, LLC | | | | | |
| WAC UPFITTERS, LLC | 9790 | 06/01/2023 | OUTFITTING 3 SHERIFF VIHIC | 401-7-752-372-000 | 19,196.55 |
| WAC UPFITTERS, LLC | 9791 | 06/01/2023 | OUTFITTING 3 SHERIFF VIHIC | 401-7-752-372-000 | 675.06 |
| WAC UPFITTERS, LLC | 9791 | 06/01/2023 | OUTFITTING 3 SHERIFF VIHIC | 631-8-884-372-000 | 15,862.47 |

Expense Approval Register

Packet: APPKT02583 - CHECK RUN 6/2/2023

| Vendor Name | Payable Number | Post Date | Description (Item) | Account Number | Amount |
|--------------------|----------------|------------|---|-------------------|--------------------------|
| WAC UPFITTERS, LLC | 9878 | 06/01/2023 | OUTFITTING 3 SHERIFF VIHIC | 631-8-884-372-000 | 16,537.53 |
| | | | Vendor WAC UPFITTERS, LLC Total: | | <u>52,271.61</u> |
| | | | Grand Total: | | <u><u>540,147.38</u></u> |

Fund Summary

| Fund | Expense Amount |
|---------------------------------|-------------------|
| 401 - GENERAL FUND | 80,083.87 |
| 402 - ROAD FUND | 248,004.51 |
| 408 - EAST GRAND PLAINS VOLFIRE | 3,002.62 |
| 412 - SIERRA VOLUNTEER FIRE FND | 49.66 |
| 427 - INDIGENT HOSPITAL CLAIMS | 1,288.77 |
| 431 - PUBLIC SAFETY GRANT | 9.43 |
| 432 - DWI GRANT FUNDS | 17,439.20 |
| 435 - CORRECTION GRANTS | 426.27 |
| 437 - ENVIRONMENTAL TAX | 73.59 |
| 452 - FLOOD CONTROL | 4,463.23 |
| 628 - PROPERTY VALUATION | 273.43 |
| 631 - OTHER GRANTS & CONTRACTS | 143,587.83 |
| 635 - EMERGENCY/CAPITAL OUTLAY | 2,369.58 |
| 651 - ADMIN CENTER CONSTRUCTION | 39,075.39 |
| Grand Total: | 540,147.38 |

Account Summary


| Account Number | Account Name | Expense Amount |
|-------------------|-----------------------|----------------|
| 401-2-200-010-000 | UNITED WAY PAYABLE | 497.84 |
| 401-2-200-018-000 | CHILD ENFORCEMENT P | 1,130.46 |
| 401-2-200-020-000 | RETIREE H/C PAYABLE | 8,502.31 |
| 401-6-611-251-000 | RENTALS | 1,551.02 |
| 401-6-672-451-000 | Hagerman/Dexter S&W | 2,000.00 |
| 401-6-691-230-000 | SUPPLIES/TOOLS | 189.56 |
| 401-6-691-257-000 | FACILITY MAINT/REPAIR | 9,702.26 |
| 401-6-691-267-000 | CONTRACTUAL SERVICES | 861.47 |
| 401-6-693-341-000 | UTILITIES | 120.77 |
| 401-6-696-230-000 | SUPPLIES/TOOLS | 8,355.80 |
| 401-6-696-257-000 | FACILITY MAINT/REPAIR | 15,816.00 |
| 401-7-751-230-000 | SUPPLIES/TOOLS | 7,737.13 |
| 401-7-751-231-000 | NON-EXPENDABLE SUPP | 3,747.64 |
| 401-7-752-372-000 | VEHCILES | 19,871.61 |
| 402-2-200-018-000 | CHILD ENFORCEMENT P | 189.69 |
| 402-2-200-020-000 | RETIREE H/C PAYABLE | 1,769.71 |
| 402-6-653-104-000 | TEMPORARY SALARIES | 1,178.76 |
| 402-6-653-221-000 | VEH/HVY EQUIP. REPAIR | 1,327.53 |
| 402-6-653-223-000 | VEHICLE FUELS | 29,421.88 |
| 402-6-653-230-000 | SUPPLIES/TOOLS | 321.32 |
| 402-6-653-251-000 | RENTALS | 269.27 |
| 402-6-653-290-000 | PAVING PROJECTS-COOP | 19,853.35 |
| 402-6-681-373-000 | HEAVY EQUIPMENT | 193,673.00 |
| 408-8-812-249-000 | EQUIPMENT MAINT/REP | 3,002.62 |
| 412-8-815-341-000 | UTILITIES | 49.66 |
| 427-2-200-020-000 | RETIREE H/C PAYABLE | 115.50 |
| 427-6-639-270-000 | PAYMENT OF HOSPITAL | 1,173.27 |
| 431-2-200-010-000 | UNITED WAY PAYABLE | 2.16 |
| 431-2-200-020-000 | RETIREE H/C PAYABLE | 7.27 |
| 432-2-200-020-000 | RETIREE H/C PAYABLE | 168.21 |
| 432-7-761-237-000 | SUBSCRIPTIONS/PUBLIC | 80.00 |
| 432-7-761-267-000 | CONTRACTUAL SERVICES | 13,024.33 |
| 432-7-762-267-000 | CONTRACTUAL SERVICES | 4,166.66 |
| 435-2-200-011-000 | MISCELLANEOUS PAYABL | 276.92 |
| 435-2-200-020-000 | RETIREE H/C PAYABLE | 149.35 |
| 437-2-200-020-000 | RETIREE H/C PAYABLE | 73.59 |
| 452-2-200-020-000 | RETIREE H/C PAYABLE | 554.47 |
| 452-8-832-223-000 | VEHICLE FUELS | 3,865.63 |
| 452-8-832-267-000 | CONTRACTUAL SERVICES | 43.13 |
| 628-2-200-020-000 | RETIREE H/C PAYABLE | 273.43 |
| 631-8-884-372-000 | VEHICLES - COUNTY | 33,851.85 |

Account Summary

| Account Number | Account Name | Expense Amount |
|-------------------|----------------------|-------------------|
| 631-8-884-376-000 | LAND/BUILDING - COUN | 69,743.12 |
| 631-8-889-371-000 | EQUIPMENT/MACHINER | 39,992.86 |
| 635-6-682-247-000 | CONSTRUCTION PROJEC | 2,369.58 |
| 651-6-682-381-000 | CONSTRUCTION PROJEC | 39,075.39 |
| | Grand Total: | 540,147.38 |

Project Account Summary

| Project Account Key | Expense Amount |
|---------------------|-------------------|
| **None** | 540,147.38 |
| Grand Total: | 540,147.38 |

A handwritten signature in black ink is written over a rectangular stamp. The stamp contains the text "Approved For Payment" in a bold, sans-serif font. The signature is a cursive-style name that appears to be "John Doe".



Chaves County, NM

Expense Approval Register

Packet: APPKT02585 - CHECK RUN #2 6/2/2023

| Vendor Name | Payable Number | Post Date | Description (Item) | Account Number | Amount |
|--|----------------|------------|--|-------------------|-------------------|
| Vendor: DONA ANA COUNTY | | | | | |
| DONA ANA COUNTY | S0092936 | 06/01/2023 | HOUSING JUVIE INMATES FO | 401-6-645-268-000 | 30,200.00 |
| | | | Vendor DONA ANA COUNTY Total: | | 30,200.00 |
| Vendor: INDIGENT HEALTHCARE SOLUTIONS | | | | | |
| INDIGENT HEALTHCARE SOL | 75953 | 06/01/2023 | IHC SOFTWARE/ FY 22-23 | 427-6-638-260-000 | 1,365.00 |
| | | | Vendor INDIGENT HEALTHCARE SOLUTIONS Total: | | 1,365.00 |
| Vendor: JAY POWELL | | | | | |
| JAY POWELL | 2023-1 | 06/01/2023 | LEASE PMT A-23-05 | 401-6-616-249-000 | 18,000.00 |
| | | | Vendor JAY POWELL Total: | | 18,000.00 |
| Vendor: WELLPATH LLC | | | | | |
| WELLPATH LLC | INV0106153 | 06/01/2023 | PHARMACY CARE/ FY 22-23 | 427-6-639-268-000 | 10,121.57 |
| WELLPATH LLC | INV0106251 | 06/01/2023 | MEDICAL CARE/FY 22-23 | 427-6-639-268-000 | 165,248.42 |
| | | | Vendor WELLPATH LLC Total: | | 175,369.99 |
| | | | Grand Total: | | 224,934.99 |

Fund Summary


| Fund | Expense Amount |
|--------------------------------|-------------------|
| 401 - GENERAL FUND | 48,200.00 |
| 427 - INDIGENT HOSPITAL CLAIMS | 176,734.99 |
| Grand Total: | 224,934.99 |

Account Summary

| Account Number | Account Name | Expense Amount |
|-------------------|----------------------|-------------------|
| 401-6-616-249-000 | EQUIP MAINT/AGREEME | 18,000.00 |
| 401-6-645-268-000 | CARE OF PRISONER SER | 30,200.00 |
| 427-6-638-260-000 | PROFESSIONAL SERVICE | 1,365.00 |
| 427-6-639-268-000 | CARE OF PRISONER SER | 175,369.99 |
| | Grand Total: | 224,934.99 |

Project Account Summary

| Project Account Key | Expense Amount |
|---------------------|-------------------|
| **None** | 224,934.99 |
| Grand Total: | 224,934.99 |





Expense Approval Register

Packet: APPKT02590 - CHECK RUN 6/7/2023

| Vendor Name | Payable Number | Post Date | Description (Item) | Account Number | Amount |
|--|----------------|------------|---------------------------|-------------------|------------------|
| Vendor: AMANDA BEAGLES-CLARK | | | | | |
| AMANDA BEAGLES-CLARK | CC024723 | 06/05/2023 | TRANSPORT/DONA ANA/YD | 650-6-684-228-000 | 10.00 |
| AMANDA BEAGLES-CLARK | CC024724 | 06/05/2023 | TRANSPORT/WESTERN/GRA | 650-6-684-228-000 | 10.00 |
| Vendor AMANDA BEAGLES-CLARK Total: | | | | | 20.00 |
| Vendor: AMERICAN STEWARDS OF LIBERTY | | | | | |
| AMERICAN STEWARDS OF LI | 1260 | 06/01/2023 | CONSULTING ENDANGERED | 401-6-619-260-000 | 1,500.00 |
| Vendor AMERICAN STEWARDS OF LIBERTY Total: | | | | | 1,500.00 |
| Vendor: ANAYA COUNSELING & CONSULTING | | | | | |
| ANAYA COUNSELING & CONS | FY23-11SCREEN | 06/05/2023 | DWI SCREENING FEES FY/22- | 432-7-761-267-000 | 900.00 |
| ANAYA COUNSELING & CONS | FY23-11SCREEN | 06/05/2023 | DWI SCREENING FEES FY/22- | 432-7-766-267-000 | 1,800.00 |
| Vendor ANAYA COUNSELING & CONSULTING Total: | | | | | 2,700.00 |
| Vendor: ARTESIA FIRE EQUIPMENT INC. | | | | | |
| ARTESIA FIRE EQUIPMENT IN | 79401-1 | 06/01/2023 | 2 MTL FIRE PUMPS | 412-8-815-249-000 | 3,250.00 |
| Vendor ARTESIA FIRE EQUIPMENT INC. Total: | | | | | 3,250.00 |
| Vendor: ASPEN OF NEW MEXICO | | | | | |
| ASPEN OF NEW MEXICO | FY23-11ASPEN | 06/05/2023 | DWI DISTRIBUTION FY 22-23 | 432-7-761-267-000 | 416.66 |
| Vendor ASPEN OF NEW MEXICO Total: | | | | | 416.66 |
| Vendor: BELL GAS INC | | | | | |
| BELL GAS INC | 309232 | 06/05/2023 | CUST# 460785 | 452-8-832-230-000 | 41.24 |
| Vendor BELL GAS INC Total: | | | | | 41.24 |
| Vendor: BERRENDO CO-OP WATER USERS | | | | | |
| BERRENDO CO-OP WATER U | CC024725 | 06/01/2023 | ACCT# J1720000 | 402-6-651-341-000 | 52.77 |
| Vendor BERRENDO CO-OP WATER USERS Total: | | | | | 52.77 |
| Vendor: CENTRAL VALLEY ELECTRIC COOP | | | | | |
| CENTRAL VALLEY ELECTRIC C | CC024734 | 06/01/2023 | ACCT# 10147201 | 401-6-691-243-000 | 32.50 |
| CENTRAL VALLEY ELECTRIC C | CC024734 | 06/01/2023 | ACCT# 12209501 | 401-6-691-243-000 | 572.70 |
| CENTRAL VALLEY ELECTRIC C | CC024734 | 06/01/2023 | ACCT# 12001802 | 401-6-691-243-000 | 41.98 |
| CENTRAL VALLEY ELECTRIC C | CC024734 | 06/01/2023 | ACCT# 23133100 | 410-8-816-341-000 | 107.74 |
| CENTRAL VALLEY ELECTRIC C | CC024734 | 06/01/2023 | ACCT# 6695501 | 414-8-819-341-000 | 102.84 |
| CENTRAL VALLEY ELECTRIC C | CC024734 | 06/01/2023 | ACCT# 24208300 | 437-6-659-341-000 | 88.49 |
| CENTRAL VALLEY ELECTRIC C | CC024734 | 06/01/2023 | ACCT# 24186400 | 437-6-659-341-000 | 49.60 |
| CENTRAL VALLEY ELECTRIC C | CC024734 | 06/01/2023 | ACCT# 22987100 | 437-6-659-341-000 | 47.48 |
| CENTRAL VALLEY ELECTRIC C | CC024734 | 06/01/2023 | ACCT# 12412501 | 437-6-659-341-000 | 45.01 |
| CENTRAL VALLEY ELECTRIC C | CC024735 | 06/01/2023 | ACCT# 12413301 | 411-8-814-341-000 | 9.35 |
| CENTRAL VALLEY ELECTRIC C | CC024735 | 06/01/2023 | ACCT# 12026501 | 411-8-814-341-000 | 52.91 |
| CENTRAL VALLEY ELECTRIC C | CC024735 | 06/01/2023 | ACCT# 12413201 | 411-8-814-341-000 | 55.99 |
| CENTRAL VALLEY ELECTRIC C | CC024735 | 06/01/2023 | ACCT# 12413101 | 411-8-814-341-000 | 10.27 |
| CENTRAL VALLEY ELECTRIC C | CC024736 | 06/01/2023 | ACCT# 23898800 | 410-8-816-341-000 | 18.70 |
| CENTRAL VALLEY ELECTRIC C | CC024736 | 06/01/2023 | ACCT# 10114001 | 410-8-816-341-000 | 413.72 |
| Vendor CENTRAL VALLEY ELECTRIC COOP Total: | | | | | 1,649.28 |
| Vendor: CHAVES COUNTY CASA | | | | | |
| CHAVES COUNTY CASA | FY23-11AEP | 06/06/2023 | ALTERNATIVE ED PROGRAM | 631-8-885-267-000 | 2,200.00 |
| CHAVES COUNTY CASA | FY23-11GS | 06/06/2023 | GENDER SPECIFIC PROGRAM | 631-8-885-267-000 | 3,960.00 |
| CHAVES COUNTY CASA | FY23-11YA | 06/06/2023 | COURT YOUTH ADVOCACY P | 631-8-885-267-000 | 4,900.00 |
| Vendor CHAVES COUNTY CASA Total: | | | | | 11,060.00 |
| Vendor: COOPERATIVE EDUCATIONAL SVCS. | | | | | |
| COOPERATIVE EDUCATIONAL | 24-137913 | 06/01/2023 | ADMIN WEST ENTRY FOYER | 635-6-682-381-000 | 8,200.91 |
| Vendor COOPERATIVE EDUCATIONAL SVCS. Total: | | | | | 8,200.91 |
| Vendor: CUMBERLAND CO-OPERATIVE WATER | | | | | |
| CUMBERLAND CO-OPERATIV | CC024726 | 06/01/2023 | ACCT# G215 | 401-6-691-341-000 | 39.36 |
| CUMBERLAND CO-OPERATIV | CC024727 | 06/01/2023 | ACCT# G105 | 410-8-816-341-000 | 21.43 |

Expense Approval Register

Packet: APPKT02590 - CHECK RUN 6/7/2023

| Vendor Name | Payable Number | Post Date | Description (Item) | Account Number | Amount |
|--|----------------|------------|---------------------------|-------------------|-------------------|
| CUMBERLAND CO-OPERATIV | CC024728 | 06/01/2023 | ACCT# B1085 | 408-8-812-341-000 | 32.39 |
| Vendor CUMBERLAND CO-OPERATIVE WATER Total: | | | | | 93.18 |
| Vendor: GSD-ADMIN SERVICES DIVISION | | | | | |
| GSD-ADMIN SERVICES DIVISI | CC024729 | 06/05/2023 | ADJ #2541 | 401-2-200-005-000 | -1.05 |
| GSD-ADMIN SERVICES DIVISI | CC024729 | 06/05/2023 | ADJ 1355 | 401-2-200-005-000 | 1.50 |
| GSD-ADMIN SERVICES DIVISI | CC024729 | 06/05/2023 | LIFE & LOD PREMIUMS | 401-2-200-005-000 | 1,386.64 |
| GSD-ADMIN SERVICES DIVISI | CC024729 | 06/05/2023 | LIFE & LOD PREMIUMS | 402-2-200-005-000 | 336.07 |
| GSD-ADMIN SERVICES DIVISI | CC024729 | 06/05/2023 | LIFE & LOD PREMIUMS | 427-2-200-005-000 | 46.44 |
| GSD-ADMIN SERVICES DIVISI | CC024729 | 06/05/2023 | LIFE & LOD PREMIUMS | 432-2-200-005-000 | 15.61 |
| GSD-ADMIN SERVICES DIVISI | CC024729 | 06/05/2023 | LIFE & LOD PREMIUMS | 435-2-200-005-000 | 17.68 |
| GSD-ADMIN SERVICES DIVISI | CC024729 | 06/05/2023 | LIFE & LOD PREMIUMS | 437-2-200-005-000 | 8.84 |
| GSD-ADMIN SERVICES DIVISI | CC024729 | 06/05/2023 | LIFE & LOD PREMIUMS | 452-2-200-005-000 | 223.23 |
| GSD-ADMIN SERVICES DIVISI | CC024729 | 06/05/2023 | LIFE & LOD PREMIUMS | 628-2-200-005-000 | 22.10 |
| GSD-ADMIN SERVICES DIVISI | CC024730 | 06/05/2023 | DELTA DENTAL PREMIUMS | 401-2-200-201-000 | 1,037.41 |
| GSD-ADMIN SERVICES DIVISI | CC024730 | 06/05/2023 | DELTA DENTAL PREMIUMS | 402-2-200-201-000 | 64.61 |
| GSD-ADMIN SERVICES DIVISI | CC024730 | 06/05/2023 | DELTA DENTAL PREMIUMS | 427-2-200-201-000 | 96.94 |
| GSD-ADMIN SERVICES DIVISI | CC024730 | 06/05/2023 | DELTA DENTAL PREMIUMS | 437-2-200-201-000 | 64.61 |
| GSD-ADMIN SERVICES DIVISI | CC024730 | 06/05/2023 | DELTA DENTAL PREMIUMS | 628-2-200-201-000 | 96.94 |
| GSD-ADMIN SERVICES DIVISI | CC024731 | 06/05/2023 | DISIBILITY & ADMIN | 401-2-200-005-000 | 1,073.38 |
| GSD-ADMIN SERVICES DIVISI | CC024731 | 06/05/2023 | DISIBILITY & ADMIN | 402-2-200-005-000 | 307.86 |
| GSD-ADMIN SERVICES DIVISI | CC024731 | 06/05/2023 | DISIBILITY & ADMIN | 427-2-200-005-000 | 22.50 |
| GSD-ADMIN SERVICES DIVISI | CC024731 | 06/05/2023 | DISIBILITY & ADMIN | 432-2-200-005-000 | 33.75 |
| GSD-ADMIN SERVICES DIVISI | CC024731 | 06/05/2023 | DISIBILITY & ADMIN | 435-2-200-005-000 | 4.11 |
| GSD-ADMIN SERVICES DIVISI | CC024731 | 06/05/2023 | DISIBILITY & ADMIN | 437-2-200-005-000 | 22.50 |
| GSD-ADMIN SERVICES DIVISI | CC024731 | 06/05/2023 | DISIBILITY & ADMIN | 452-2-200-005-000 | 101.25 |
| GSD-ADMIN SERVICES DIVISI | CC024731 | 06/05/2023 | DISIBILITY & ADMIN | 628-2-200-005-000 | 29.33 |
| GSD-ADMIN SERVICES DIVISI | CC024732 | 06/05/2023 | MED PRESBYT & BCBS PREMI | 401-2-200-007-000 | 122,559.26 |
| GSD-ADMIN SERVICES DIVISI | CC024732 | 06/05/2023 | MED PRESBYT & BCBS PREMI | 402-2-200-007-000 | 34,073.91 |
| GSD-ADMIN SERVICES DIVISI | CC024732 | 06/05/2023 | MED PRESBYT & BCBS PREMI | 427-2-200-007-000 | 2,106.44 |
| GSD-ADMIN SERVICES DIVISI | CC024732 | 06/05/2023 | MED PRESBYT & BCBS PREMI | 432-2-200-007-000 | 3,509.61 |
| GSD-ADMIN SERVICES DIVISI | CC024732 | 06/05/2023 | MED PRESBYT & BCBS PREMI | 435-2-200-007-000 | 2,552.14 |
| GSD-ADMIN SERVICES DIVISI | CC024732 | 06/05/2023 | MED PRESBYT & BCBS PREMI | 437-2-200-007-000 | 2,600.87 |
| GSD-ADMIN SERVICES DIVISI | CC024732 | 06/05/2023 | MED PRESBYT & BCBS PREMI | 452-2-200-007-000 | 10,112.08 |
| GSD-ADMIN SERVICES DIVISI | CC024732 | 06/05/2023 | MED PRESBYT & BCBS PREMI | 628-2-200-007-000 | 2,793.91 |
| GSD-ADMIN SERVICES DIVISI | CC024733 | 06/05/2023 | VISION PREMIUMS | 401-2-200-021-000 | 1,295.47 |
| GSD-ADMIN SERVICES DIVISI | CC024733 | 06/05/2023 | VISION PREMIUMS | 402-2-200-021-000 | 300.84 |
| GSD-ADMIN SERVICES DIVISI | CC024733 | 06/05/2023 | VISION PREMIUMS | 427-2-200-021-000 | 22.66 |
| GSD-ADMIN SERVICES DIVISI | CC024733 | 06/05/2023 | VISION PREMIUMS | 432-2-200-021-000 | 42.96 |
| GSD-ADMIN SERVICES DIVISI | CC024733 | 06/05/2023 | VISION PREMIUMS | 435-2-200-021-000 | 26.30 |
| GSD-ADMIN SERVICES DIVISI | CC024733 | 06/05/2023 | VISION PREMIUMS | 437-2-200-021-000 | 22.62 |
| GSD-ADMIN SERVICES DIVISI | CC024733 | 06/05/2023 | VISION PREMIUMS | 452-2-200-021-000 | 106.53 |
| GSD-ADMIN SERVICES DIVISI | CC024733 | 06/05/2023 | VISION PREMIUMS | 628-2-200-021-000 | 44.63 |
| Vendor GSD-ADMIN SERVICES DIVISION Total: | | | | | 187,182.48 |
| Vendor: HAGERMAN MUNICIPAL SCHOOLS | | | | | |
| HAGERMAN MUNICIPAL SCH | FY23-11HAG-TNT | 06/05/2023 | DWI DISTRIBUTION/ FY 22-2 | 432-7-761-267-000 | 1,000.00 |
| Vendor HAGERMAN MUNICIPAL SCHOOLS Total: | | | | | 1,000.00 |
| Vendor: HERITAGE MEMORIAL ALLIANCE | | | | | |
| HERITAGE MEMORIAL ALLIA | 11136 | 06/01/2023 | PERMIT # 6081 | 427-6-639-296-000 | 600.00 |
| HERITAGE MEMORIAL ALLIA | 11150 | 06/01/2023 | PERMIT # 6095 | 427-6-639-296-000 | 600.00 |
| HERITAGE MEMORIAL ALLIA | 11151 | 06/01/2023 | PERMIT # 6075 | 427-6-639-296-000 | 600.00 |
| Vendor HERITAGE MEMORIAL ALLIANCE Total: | | | | | 1,800.00 |
| Vendor: HUITT-ZOLLARS, INC. | | | | | |
| HUITT-ZOLLARS, INC. | 3146210202 | 06/01/2023 | BRASHER RD PROJECT DESIG | 631-8-884-226-000 | 9,573.11 |
| Vendor HUITT-ZOLLARS, INC. Total: | | | | | 9,573.11 |
| Vendor: ITS QUEST, INC | | | | | |
| ITS QUEST, INC | 901145 | 06/01/2023 | CARRILLO/SATTERFIELD/TEM | 402-6-653-104-000 | 1,571.68 |
| Vendor ITS QUEST, INC Total: | | | | | 1,571.68 |

Expense Approval Register

Packet: APPKT02590 - CHECK RUN 6/7/2023

| Vendor Name | Payable Number | Post Date | Description (Item) | Account Number | Amount |
|---|----------------|------------|---------------------------|-------------------|------------------|
| Vendor: KANSAS STATE BANK OF MANHATTAN | | | | | |
| KANSAS STATE BANK OF MA | 33-6 | 06/06/2023 | ACCT# 3357431 | 402-6-653-251-000 | 1,647.40 |
| KANSAS STATE BANK OF MA | 39-2 | 06/06/2023 | ACCT# 3356805 | 402-6-653-251-000 | 1,584.93 |
| Vendor KANSAS STATE BANK OF MANHATTAN Total: | | | | | 3,232.33 |
| Vendor: L.N. CURTIS & SONS | | | | | |
| L.N. CURTIS & SONS | INV707859 | 06/01/2023 | 12-1044 MSA HELMETS | 412-8-815-233-000 | 4,488.00 |
| Vendor L.N. CURTIS & SONS Total: | | | | | 4,488.00 |
| Vendor: LAKE ARTHUR MUNICIPAL SCHOOLS | | | | | |
| LAKE ARTHUR MUNICIPAL SC | FY23-11LA-TNT | 06/05/2023 | DWI DISTRIBUTION/ FY 22-2 | 432-7-761-267-000 | 1,000.00 |
| Vendor LAKE ARTHUR MUNICIPAL SCHOOLS Total: | | | | | 1,000.00 |
| Vendor: NM SECRETARY OF STATE | | | | | |
| NM SECRETARY OF STATE | CC024734 | 06/06/2023 | VALERIE A VARGAS/ NOTARY | 401-7-731-253-000 | 30.00 |
| Vendor NM SECRETARY OF STATE Total: | | | | | 30.00 |
| Vendor: NMED-STORAGE TANK FUND | | | | | |
| NMED-STORAGE TANK FUND | 316114 | 06/01/2023 | PETROLEUM STORAGE ANN | 402-6-651-253-000 | 200.00 |
| Vendor NMED-STORAGE TANK FUND Total: | | | | | 200.00 |
| Vendor: PLUTO ACQUISITION OpCo, LLC | | | | | |
| PLUTO ACQUISITION OpCo, L | 202305012802 | 06/01/2023 | REVISED/ BACKGROUND SCR | 401-6-613-260-000 | 93.93 |
| Vendor PLUTO ACQUISITION OpCo, LLC Total: | | | | | 93.93 |
| Vendor: QUADIENT FINANCE USA, INC | | | | | |
| QUADIENT FINANCE USA, IN | N9964225 | 06/01/2023 | CUSTOMER # 00745203 | 401-6-619-339-000 | 1,523.88 |
| Vendor QUADIENT FINANCE USA, INC Total: | | | | | 1,523.88 |
| Vendor: REGENTS OF NEW MEXICO | | | | | |
| REGENTS OF NEW MEXICO | CC024738 | 06/01/2023 | ANNUAL ALLOCARTION FY 2 | 401-6-671-455-000 | 27,027.50 |
| Vendor REGENTS OF NEW MEXICO Total: | | | | | 27,027.50 |
| Vendor: ROSWELL CHAMBER OF COMMERCE | | | | | |
| ROSWELL CHAMBER OF CO | 1223755 | 06/01/2023 | ANNUAL ALLOCATION FY 22/ | 401-6-672-426-000 | 4,791.67 |
| Vendor ROSWELL CHAMBER OF COMMERCE Total: | | | | | 4,791.67 |
| Vendor: ROSWELL CHAVES COUNTY EDC | | | | | |
| ROSWELL CHAVES COUNTY E | CC23-00012 | 06/01/2023 | ANNUAL ALLOCATION FY 22- | 605-6-672-428-000 | 12,500.00 |
| Vendor ROSWELL CHAVES COUNTY EDC Total: | | | | | 12,500.00 |
| Vendor: ROSWELL W.F.L. | | | | | |
| ROSWELL W.F.L. | FY23-11WT | 06/01/2023 | WHY TRY AFTERSCHOOL PRO | 631-8-885-267-000 | 1,980.00 |
| Vendor ROSWELL W.F.L. Total: | | | | | 1,980.00 |
| Vendor: SCHINDLER ELEVATOR CORP | | | | | |
| SCHINDLER ELEVATOR CORP | 8106079798R | 06/01/2023 | PRORATED INVOICE / CCCH E | 401-6-692-267-000 | 3,574.50 |
| Vendor SCHINDLER ELEVATOR CORP Total: | | | | | 3,574.50 |
| Vendor: STANTON L RIGGS ATTORNEY AT LAW, LLC | | | | | |
| STANTON L RIGGS ATTORNEY | 2023-009 | 06/01/2023 | LEGAL SERVICES/ FY 22-23 | 401-6-611-260-000 | 8,081.25 |
| Vendor STANTON L RIGGS ATTORNEY AT LAW, LLC Total: | | | | | 8,081.25 |
| Vendor: THE FORD HOUSE, LLC | | | | | |
| THE FORD HOUSE, LLC | 61991 | 06/01/2023 | PARTS/ ACCT# RF1007647 | 402-6-653-221-000 | 14.78 |
| THE FORD HOUSE, LLC | 62068 | 06/01/2023 | PARTS/ RF1007647 | 402-6-653-221-000 | 106.95 |
| THE FORD HOUSE, LLC | 62091 | 06/01/2023 | PARTS/ RF1007647 | 402-6-653-221-000 | 196.05 |
| THE FORD HOUSE, LLC | 62117 | 06/01/2023 | PARTS/ RF1007647 | 402-6-653-221-000 | 642.60 |
| THE FORD HOUSE, LLC | 62124 | 06/01/2023 | PARTS/ RF1007647 | 402-6-653-221-000 | 28.06 |
| Vendor THE FORD HOUSE, LLC Total: | | | | | 988.44 |
| Vendor: THE ROSWELL REFUGE | | | | | |
| THE ROSWELL REFUGE | FY23-11RR | 06/05/2023 | DWI DISTRIBUTION/ FY 22-2 | 432-7-761-267-000 | 2,000.00 |
| Vendor THE ROSWELL REFUGE Total: | | | | | 2,000.00 |
| Vendor: VISUAL EDGE IT, INC | | | | | |
| VISUAL EDGE IT, INC | 34098215 | 06/01/2023 | ACCT # 019-1392174-000 | 401-6-631-251-000 | 153.33 |
| VISUAL EDGE IT, INC | 34121776 | 06/01/2023 | ACCT# 017-1663046-000 | 670-6-671-375-000 | 344.36 |
| VISUAL EDGE IT, INC | 34130538 | 06/01/2023 | ACCT# 016-1539865-000 | 650-6-684-251-000 | 292.31 |
| VISUAL EDGE IT, INC | 34149742-1 | 06/01/2023 | ACCT# 015-1458792-000 | 402-6-651-251-000 | 279.13 |

Expense Approval Register

Packet: APPKT02590 - CHECK RUN 6/7/2023

| Vendor Name | Payable Number | Post Date | Description (Item) | Account Number | Amount |
|--|----------------|------------|-----------------------|-------------------|--------------------------|
| VISUAL EDGE IT, INC | 34149742 | 06/01/2023 | ACCT# 015-1458792-000 | 401-6-624-251-000 | 328.88 |
| Vendor VISUAL EDGE IT, INC Total: | | | | | <u>1,398.01</u> |
| Vendor: WASTE CONNECTIONS OF N.M. | | | | | |
| WASTE CONNECTIONS OF N. | 3676470V830 | 06/01/2023 | ACCT# 5830-688853 | 452-8-832-267-000 | 177.50 |
| Vendor WASTE CONNECTIONS OF N.M. Total: | | | | | <u>177.50</u> |
| Vendor: WILLIS ENGINEERING | | | | | |
| WILLIS ENGINEERING | CC024737 | 06/06/2023 | ENGINEERING SERVICES | 401-6-694-260-000 | 1,992.64 |
| Vendor WILLIS ENGINEERING Total: | | | | | <u>1,992.64</u> |
| Grand Total: | | | | | <u><u>305,190.96</u></u> |

Fund Summary

| Fund | Expense Amount |
|---------------------------------|-------------------|
| 401 - GENERAL FUND | 177,136.73 |
| 402 - ROAD FUND | 41,407.64 |
| 408 - EAST GRAND PLAINS VOLFIRE | 32.39 |
| 410 - MIDWAY VOLUNTEER FIRE FND | 561.59 |
| 411 - BERRENDO VOLUNTEER FIRE | 128.52 |
| 412 - SIERRA VOLUNTEER FIRE FND | 7,738.00 |
| 414 - CC FIRE DIST #8 VOL FIRE | 102.84 |
| 427 - INDIGENT HOSPITAL CLAIMS | 4,094.98 |
| 432 - DWI GRANT FUNDS | 10,718.59 |
| 435 - CORRECTION GRANTS | 2,600.23 |
| 437 - ENVIRONMENTAL TAX | 2,950.02 |
| 452 - FLOOD CONTROL | 10,761.83 |
| 605 - ECONOMIC DEVELOPMENT PROJ | 12,500.00 |
| 628 - PROPERTY VALUATION | 2,986.91 |
| 631 - OTHER GRANTS & CONTRACTS | 22,613.11 |
| 635 - EMERGENCY/CAPITAL OUTLAY | 8,200.91 |
| 650 - DETENTION CONSTRUCTION PJ | 312.31 |
| 670 - INTERNAL SERVICES | 344.36 |
| Grand Total: | 305,190.96 |

Account Summary

| Account Number | Account Name | Expense Amount |
|-------------------|-----------------------|----------------|
| 401-2-200-005-000 | GROUP INSURANCE PAY | 2,460.47 |
| 401-2-200-007-000 | MEDICAL INSURANCE PA | 122,559.26 |
| 401-2-200-021-000 | VISION CARE PAYABLE | 1,295.47 |
| 401-2-200-201-000 | Delta Dental | 1,037.41 |
| 401-6-611-260-000 | PROFESSIONAL SERVICE | 8,081.25 |
| 401-6-613-260-000 | PROFESSIONAL SERVICE | 93.93 |
| 401-6-619-260-000 | PROFESSIONAL SERVICE | 1,500.00 |
| 401-6-619-339-000 | POSTAGE/FREIGHT | 1,523.88 |
| 401-6-624-251-000 | RENTALS | 328.88 |
| 401-6-631-251-000 | RENTALS | 153.33 |
| 401-6-671-455-000 | COOPERATIVE EXTENSIO | 27,027.50 |
| 401-6-672-426-000 | CHAMBER OF COMMER | 4,791.67 |
| 401-6-691-243-000 | HIGHWAY LIGHTS | 647.18 |
| 401-6-691-341-000 | UTILITIES | 39.36 |
| 401-6-692-267-000 | CONTRACTUAL SERVICES | 3,574.50 |
| 401-6-694-260-000 | PROFESSIONAL SERVICE | 1,992.64 |
| 401-7-731-253-000 | DUES & OTHER FEES | 30.00 |
| 402-2-200-005-000 | GROUP INSURANCE PAY | 643.93 |
| 402-2-200-007-000 | MEDICAL INSURANCE PA | 34,073.91 |
| 402-2-200-021-000 | VISION CARE PAYABLE | 300.84 |
| 402-2-200-201-000 | DELTA DENTAL | 64.61 |
| 402-6-651-251-000 | RENTALS | 279.13 |
| 402-6-651-253-000 | DUES & OTHER FEES | 200.00 |
| 402-6-651-341-000 | UTILITIES | 52.77 |
| 402-6-653-104-000 | TEMPORARY SALARIES | 1,571.68 |
| 402-6-653-221-000 | VEH/HVY EQUIP. REPAIR | 988.44 |
| 402-6-653-251-000 | RENTALS | 3,232.33 |
| 408-8-812-341-000 | UTILITIES | 32.39 |
| 410-8-816-341-000 | UTILITIES | 561.59 |
| 411-8-814-341-000 | UTILITIES | 128.52 |
| 412-8-815-233-000 | AIR PACKS & BUNKER GE | 4,488.00 |
| 412-8-815-249-000 | EQUIPMENT MAINT/AG | 3,250.00 |
| 414-8-819-341-000 | UTILITIES | 102.84 |
| 427-2-200-005-000 | GROUP INSURANCE PAY | 68.94 |
| 427-2-200-007-000 | MEDICAL INSURANCE PA | 2,106.44 |
| 427-2-200-021-000 | VISION CARE PAYABLE | 22.66 |
| 427-2-200-201-000 | VOUCHERS PAYABLE | 96.94 |

Account Summary

| Account Number | Account Name | Expense Amount |
|-------------------|----------------------|-------------------|
| 427-6-639-296-000 | INDIGENT BURIAL | 1,800.00 |
| 432-2-200-005-000 | GROUP INSURANCE PAY | 49.36 |
| 432-2-200-007-000 | MEDICAL INS. PAYABLE | 3,509.61 |
| 432-2-200-021-000 | VISION CARE PAYABLE | 42.96 |
| 432-7-761-267-000 | CONTRACTUAL SERVICES | 5,316.66 |
| 432-7-766-267-000 | CONTRACTUAL SERVICES | 1,800.00 |
| 435-2-200-005-000 | GROUP INSURANCE PAY | 21.79 |
| 435-2-200-007-000 | MEDICAL INSURANCE PA | 2,552.14 |
| 435-2-200-021-000 | VISION CARE PAYABLE | 26.30 |
| 437-2-200-005-000 | GROUP INSURANCE PAY | 31.34 |
| 437-2-200-007-000 | MEDICAL INSURANCE PA | 2,600.87 |
| 437-2-200-021-000 | VISION CARE PAYABLE | 22.62 |
| 437-2-200-201-000 | DELTA DENTAL | 64.61 |
| 437-6-659-341-000 | UTILITIES | 230.58 |
| 452-2-200-005-000 | GROUP INSURANCE PAY | 324.48 |
| 452-2-200-007-000 | MEDICAL INSURANCE PA | 10,112.08 |
| 452-2-200-021-000 | VISION CARE PAYABLE | 106.53 |
| 452-8-832-230-000 | SUPPLIES/TOOLS | 41.24 |
| 452-8-832-267-000 | CONTRACTUAL SERVICES | 177.50 |
| 605-6-672-428-000 | ECONOMIC GRANTS TO | 12,500.00 |
| 628-2-200-005-000 | GROUP INSURANCE PAY | 51.43 |
| 628-2-200-007-000 | MEDICAL INSURANCE PA | 2,793.91 |
| 628-2-200-021-000 | VISION CARE PAYABLE | 44.63 |
| 628-2-200-201-000 | VOUCHERS PAYABLE | 96.94 |
| 631-8-884-226-000 | MILEAGE REIMBURSEME | 9,573.11 |
| 631-8-885-267-000 | OTHER CONTRACT SERVI | 13,040.00 |
| 635-6-682-381-000 | CONSTRUCTION PROJEC | 8,200.91 |
| 650-6-684-228-000 | TRANSPORT PRISONERS | 20.00 |
| 650-6-684-251-000 | RENTALS | 292.31 |
| 670-6-671-375-000 | LEASE PURCHASE PAYME | 344.36 |
| | Grand Total: | 305,190.96 |

Project Account Summary

| Project Account Key | Expense Amount |
|---------------------|-------------------|
| **None** | 305,190.96 |
| Grand Total: | 305,190.96 |



Chaves County, NM

Expense Approval Register

Packet: APPKT02594 - CHECK RUN2 6/7/2023

| Vendor Name | Payable Number | Post Date | Description (Item) | Account Number | Amount |
|---|----------------|------------|--------------------------|-------------------|-----------------|
| Vendor: CHAVES COUNTY CASA | | | | | |
| CHAVES COUNTY CASA | FY23-11AEP-1 | 06/06/2023 | ALTERNATIVE ED FY 22/23 | 631-8-885-267-000 | 2,200.00 |
| CHAVES COUNTY CASA | FY23-11GS-1 | 06/06/2023 | GENDER SPECIFIC FY 22-23 | 631-8-885-267-000 | 3,960.00 |
| CHAVES COUNTY CASA | FY23-11YA-1 | 06/06/2023 | YOUTH ADVOCACY FY 22-23 | 631-8-885-267-000 | 3,060.00 |
| Vendor CHAVES COUNTY CASA Total: | | | | | 9,220.00 |
| Grand Total: | | | | | 9,220.00 |

Fund Summary


| Fund | Expense Amount |
|--------------------------------|-----------------|
| 631 - OTHER GRANTS & CONTRACTS | 9,220.00 |
| Grand Total: | 9,220.00 |

Account Summary

| Account Number | Account Name | Expense Amount |
|-------------------|----------------------|-----------------|
| 631-8-885-267-000 | OTHER CONTRACT SERVI | 9,220.00 |
| | Grand Total: | 9,220.00 |

Project Account Summary

| Project Account Key | Expense Amount |
|---------------------|-----------------|
| **None** | 9,220.00 |
| Grand Total: | 9,220.00 |





Chaves County, NM

Expense Approval Register

Packet: APPKT02596 - CHECK RUN 6/12/2023

| Vendor Name | Payable Number | Post Date | Description (Item) | Account Number | Amount |
|---|----------------|------------|-------------------------|-------------------|------------------|
| Vendor: A & A FLOORING LLC | | | | | |
| A & A FLOORING LLC | CC024739 | 06/01/2023 | REPLACED DOORS/ TILE | 412-8-815-256-000 | 3,961.32 |
| A & A FLOORING LLC | CC024739 | 06/01/2023 | REPLACED DOORS/ TILE | 412-8-815-256-000 | 683.00 |
| Vendor A & A FLOORING LLC Total: | | | | | 4,644.32 |
| Vendor: B DIAMOND INFRA LLC | | | | | |
| B DIAMOND INFRA LLC | 005900 | 06/01/2023 | TOWER RENTAL/JUNE 2023 | 401-7-751-251-000 | 601.00 |
| Vendor B DIAMOND INFRA LLC Total: | | | | | 601.00 |
| Vendor: CITY OF ROSWELL | | | | | |
| CITY OF ROSWELL | CC024740 | 06/01/2023 | ACCT# 52228 | 452-8-832-341-000 | 55.89 |
| Vendor CITY OF ROSWELL Total: | | | | | 55.89 |
| Vendor: KS STATE BANK | | | | | |
| KS STATE BANK | 38 | 06/07/2023 | ACCT# 3380675/ JUN 23 | 635-6-682-375-000 | 13,634.11 |
| KS STATE BANK | 39 | 06/08/2023 | ACCT# 3380675/ JUL 2023 | 635-6-682-375-000 | 13,634.11 |
| Vendor KS STATE BANK Total: | | | | | 27,268.22 |
| Vendor: STANTON L RIGGS ATTORNEY AT LAW, LLC | | | | | |
| STANTON L RIGGS ATTORNEY | 2023-010 | 06/06/2023 | LEGAL SERVICES FY 22/23 | 401-6-611-260-000 | 8,081.25 |
| Vendor STANTON L RIGGS ATTORNEY AT LAW, LLC Total: | | | | | 8,081.25 |
| Vendor: VISUAL EDGE IT, INC | | | | | |
| VISUAL EDGE IT, INC | 34224086 | 06/07/2023 | ACCT# 017-1663050-000 | 650-6-684-251-000 | 417.57 |
| Vendor VISUAL EDGE IT, INC Total: | | | | | 417.57 |
| Grand Total: | | | | | 41,068.25 |

Fund Summary

| Fund | Expense Amount |
|---------------------------------|------------------|
| 401 - GENERAL FUND | 8,682.25 |
| 412 - SIERRA VOLUNTEER FIRE FND | 4,644.32 |
| 452 - FLOOD CONTROL | 55.89 |
| 635 - EMERGENCY/CAPITAL OUTLAY | 27,268.22 |
| 650 - DETENTION CONSTRUCTION PJ | 417.57 |
| Grand Total: | <u>41,068.25</u> |

Account Summary

| Account Number | Account Name | Expense Amount |
|-------------------|----------------------|------------------|
| 401-6-611-260-000 | PROFESSIONAL SERVICE | 8,081.25 |
| 401-7-751-251-000 | RENTALS | 601.00 |
| 412-8-815-256-000 | BLDG. IMPROVEMENT P | 4,644.32 |
| 452-8-832-341-000 | UTILITIES | 55.89 |
| 635-6-682-375-000 | LEASE PURCHASES | 27,268.22 |
| 650-6-684-251-000 | RENTALS | 417.57 |
| | Grand Total: | <u>41,068.25</u> |

Project Account Summary

| Project Account Key | Expense Amount |
|---------------------|------------------|
| **None** | 41,068.25 |
| Grand Total: | <u>41,068.25</u> |

Rocio Sevario



Expense Approval Register

Packet: APPKT02603 - CHECK RUN 6/16/2023

| Vendor Name | Payable Number | Post Date | Description (Item) | Account Number | Amount |
|--|----------------|------------|-------------------------|-------------------|------------------|
| Vendor: ALTON'S POWER BLOCK GYM INC | | | | | |
| ALTON'S POWER BLOCK GYM | INV0010606 | 06/15/2023 | ALTON'S POWER BLOCK GYM | 401-2-200-024-000 | 32.32 |
| ALTON'S POWER BLOCK GYM | INV0010606 | 06/15/2023 | ALTON'S POWER BLOCK GYM | 402-2-200-024-000 | 26.95 |
| Vendor ALTON'S POWER BLOCK GYM INC Total: | | | | | 59.27 |
| Vendor: BEACON SOFTWARE SOLUTIONS INC | | | | | |
| BEACON SOFTWARE SOLUTI | 788 | 06/09/2023 | JMS SERVER MIGRATION | 401-6-622-249-000 | 1,080.00 |
| Vendor BEACON SOFTWARE SOLUTIONS INC Total: | | | | | 1,080.00 |
| Vendor: BELL GAS INC. | | | | | |
| BELL GAS INC. | 35146 | 06/05/2023 | ACCT# 11020 | 452-8-832-223-000 | 3,364.00 |
| Vendor BELL GAS INC. Total: | | | | | 3,364.00 |
| Vendor: BELL GAS INC | | | | | |
| BELL GAS INC | 316190 | 06/13/2023 | CUST# 460785 | 452-8-832-230-000 | 35.23 |
| Vendor BELL GAS INC Total: | | | | | 35.23 |
| Vendor: CARRIE HARDY | | | | | |
| CARRIE HARDY | INV0010611 | 06/15/2023 | Thomas Ray/DM-2010-331 | 401-2-200-018-000 | 250.00 |
| Vendor CARRIE HARDY Total: | | | | | 250.00 |
| Vendor: CATERPILLAR FINANCIAL SERVICES | | | | | |
| CATERPILLAR FINANCIAL SER | 33967182 | 06/02/2023 | CUTOMER # 2476550 | 452-8-832-375-000 | 9,419.95 |
| Vendor CATERPILLAR FINANCIAL SERVICES Total: | | | | | 9,419.95 |
| Vendor: CHALMERS FORD INC | | | | | |
| CHALMERS FORD INC | 690561 | 06/06/2023 | VIN# 1FTER1EH6NLD54210 | 635-6-682-372-000 | 29,811.00 |
| Vendor CHALMERS FORD INC Total: | | | | | 29,811.00 |
| Vendor: CITY OF ROSWELL | | | | | |
| CITY OF ROSWELL | CC024750 | 06/01/2023 | ACCT# 52230 | 402-6-653-291-000 | 102.25 |
| CITY OF ROSWELL | CC024751 | 06/01/2023 | ACCT# 52234 | 402-6-653-291-000 | 944.49 |
| Vendor CITY OF ROSWELL Total: | | | | | 1,046.74 |
| Vendor: CITY OF ROSWELL | | | | | |
| CITY OF ROSWELL | CC024764 | 06/01/2023 | ACCT# 44 | 437-6-659-242-000 | 13,740.91 |
| Vendor CITY OF ROSWELL Total: | | | | | 13,740.91 |
| Vendor: COLONIAL LIFE & ACCIDENT CO | | | | | |
| COLONIAL LIFE & ACCIDENT | INV0010613 | 06/15/2023 | COLONIAL LIFE PAYABLE | 401-2-200-016-000 | 1,726.10 |
| COLONIAL LIFE & ACCIDENT | INV0010613 | 06/15/2023 | COLONIAL LIFE PAYABLE | 402-2-200-016-000 | 366.29 |
| COLONIAL LIFE & ACCIDENT | INV0010613 | 06/15/2023 | COLONIAL LIFE PAYABLE | 427-2-200-016-000 | 86.76 |
| COLONIAL LIFE & ACCIDENT | INV0010613 | 06/15/2023 | COLONIAL LIFE PAYABLE | 432-2-200-016-000 | 61.40 |
| COLONIAL LIFE & ACCIDENT | INV0010613 | 06/15/2023 | COLONIAL LIFE PAYABLE | 435-2-200-016-000 | 25.21 |
| COLONIAL LIFE & ACCIDENT | INV0010613 | 06/15/2023 | COLONIAL LIFE PAYABLE | 452-2-200-016-000 | 182.63 |
| COLONIAL LIFE & ACCIDENT | INV0010613 | 06/15/2023 | COLONIAL LIFE PAYABLE | 628-2-200-016-000 | 48.53 |
| Vendor COLONIAL LIFE & ACCIDENT CO Total: | | | | | 2,496.92 |
| Vendor: CONSTRUCTORS INC | | | | | |
| CONSTRUCTORS INC | 136758 | 06/01/2023 | ACCT# 11390 | 402-6-653-290-000 | 12,495.00 |
| CONSTRUCTORS INC | 136759 | 06/01/2023 | ACCT# 11390 | 402-6-653-290-000 | 523.07 |
| Vendor CONSTRUCTORS INC Total: | | | | | 13,018.07 |
| Vendor: COOPERATIVE EDUCATIONAL SVCS. | | | | | |
| COOPERATIVE EDUCATIONAL | 24-138359 | 06/14/2023 | REPLACED LIGHT FIXTURES | 401-6-692-257-000 | 608.50 |
| COOPERATIVE EDUCATIONAL | 24-138362 | 06/14/2023 | REPAIR SPRINKLER SYSTEM | 401-6-691-257-000 | 604.24 |
| COOPERATIVE EDUCATIONAL | 24-138377 | 06/14/2023 | EXT RENEWAL | 401-6-622-249-000 | 16,645.84 |
| Vendor COOPERATIVE EDUCATIONAL SVCS. Total: | | | | | 17,858.58 |
| Vendor: DEERE CREDIT, INC | | | | | |
| DEERE CREDIT, INC | 2788426 | 06/07/2023 | ACCT# 030-0074601-000 | 402-6-653-251-000 | 3,696.88 |
| Vendor DEERE CREDIT, INC Total: | | | | | 3,696.88 |

Expense Approval Register

Packet: APPKT02603 - CHECK RUN 6/16/2023

| Vendor Name | Payable Number | Post Date | Description (Item) | Account Number | Amount | |
|--|----------------|------------|----------------------------|-------------------|--|------------------|
| Vendor: ELIOR INC | | | | | | |
| ELIOR INC | INV2000176000 | 06/06/2023 | CUST# C1921000 | 650-6-684-264-000 | 53,265.66 | |
| | | | | | Vendor ELIOR INC Total: | <u>53,265.66</u> |
| Vendor: ELITE MEDIA GROUP, LLC | | | | | | |
| ELITE MEDIA GROUP, LLC | INV65475 | 06/07/2023 | CONTRACT # 19825 | 401-7-751-230-000 | 161.83 | |
| | | | | | Vendor ELITE MEDIA GROUP, LLC Total: | <u>161.83</u> |
| Vendor: HOLCOMB LAW OFFICE | | | | | | |
| HOLCOMB LAW OFFICE | 3852 | 06/05/2023 | LEGAL SERVICES | 401-6-611-260-000 | 309.24 | |
| | | | | | Vendor HOLCOMB LAW OFFICE Total: | <u>309.24</u> |
| Vendor: HOLLYFRONTIER CORP | | | | | | |
| HOLLYFRONTIER CORP | 203113928 | 06/08/2023 | ACCT# 1100353 | 402-6-653-290-000 | 16,603.82 | |
| HOLLYFRONTIER CORP | 203113929 | 06/08/2023 | ACCT# 1100353 | 402-6-653-290-000 | 15,880.28 | |
| HOLLYFRONTIER CORP | 203113930 | 06/08/2023 | ACCT# 1100353 | 402-6-653-290-000 | 15,224.57 | |
| HOLLYFRONTIER CORP | 203126501 | 06/12/2023 | ACCT# 1100353 | 402-6-653-290-000 | 20,462.73 | |
| HOLLYFRONTIER CORP | 203136741 | 06/14/2023 | ACCT# 1100353 | 402-6-653-290-000 | 18,420.22 | |
| | | | | | Vendor HOLLYFRONTIER CORP Total: | <u>86,591.62</u> |
| Vendor: ITS QUEST, INC | | | | | | |
| ITS QUEST, INC | 901154 | 06/08/2023 | TEMPS:CARRILLO/SATTERFIE | 402-6-653-104-000 | 982.30 | |
| | | | | | Vendor ITS QUEST, INC Total: | <u>982.30</u> |
| Vendor: IUPA, CHAVES COUNTY SHERIFF'S ASSOC. #507 | | | | | | |
| IUPA, CHAVES COUNTY SHER | INV0010622 | 06/15/2023 | James Dallas McDaniel Unio | 401-2-200-010-000 | 25.00 | |
| IUPA, CHAVES COUNTY SHER | INV0010623 | 06/15/2023 | Andres G. Salas Union Dues | 401-2-200-010-000 | 25.00 | |
| IUPA, CHAVES COUNTY SHER | INV0010624 | 06/15/2023 | Amanda Beagles-Clark Union | 401-2-200-010-000 | 25.00 | |
| IUPA, CHAVES COUNTY SHER | INV0010625 | 06/15/2023 | Travis W. Hardy Union Dues | 401-2-200-010-000 | 25.00 | |
| IUPA, CHAVES COUNTY SHER | INV0010626 | 06/15/2023 | Pedro J. Silvas Union Dues | 401-2-200-010-000 | 25.00 | |
| IUPA, CHAVES COUNTY SHER | INV0010627 | 06/15/2023 | JOSH MARTINEZ UNION DUE | 401-2-200-010-000 | 25.00 | |
| IUPA, CHAVES COUNTY SHER | INV0010628 | 06/15/2023 | Jeromy W. Parmer Union Du | 401-2-200-010-000 | 25.00 | |
| IUPA, CHAVES COUNTY SHER | INV0010629 | 06/15/2023 | Charles Drake Union Dues | 401-2-200-010-000 | 25.00 | |
| IUPA, CHAVES COUNTY SHER | INV0010630 | 06/15/2023 | Olivia Padilla Union Dues | 401-2-200-010-000 | 25.00 | |
| IUPA, CHAVES COUNTY SHER | INV0010631 | 06/15/2023 | RAUL RAMOS UNION DUES | 401-2-200-010-000 | 25.00 | |
| IUPA, CHAVES COUNTY SHER | INV0010632 | 06/15/2023 | GAUGE KENNARD | 401-2-200-010-000 | 25.00 | |
| IUPA, CHAVES COUNTY SHER | INV0010633 | 06/15/2023 | NATHANIEL DE LA CERDA UN | 401-2-200-010-000 | 25.00 | |
| IUPA, CHAVES COUNTY SHER | INV0010634 | 06/15/2023 | BEN CONKLIN UNION DUES | 401-2-200-010-000 | 25.00 | |
| IUPA, CHAVES COUNTY SHER | INV0010635 | 06/15/2023 | SCOTT HENDRIX UNION DUE | 401-2-200-010-000 | 25.00 | |
| IUPA, CHAVES COUNTY SHER | INV0010636 | 06/15/2023 | JOSH MCKELVEY UNION DUE | 401-2-200-010-000 | 25.00 | |
| IUPA, CHAVES COUNTY SHER | INV0010637 | 06/15/2023 | RICARDO DELGADO UNION | 401-2-200-010-000 | 25.00 | |
| IUPA, CHAVES COUNTY SHER | INV0010638 | 06/15/2023 | SAMUEL LUERAS UNION DUE | 401-2-200-010-000 | 25.00 | |
| IUPA, CHAVES COUNTY SHER | INV0010639 | 06/15/2023 | Justin Thompson Union Dues | 401-2-200-010-000 | 25.00 | |
| IUPA, CHAVES COUNTY SHER | INV0010640 | 06/15/2023 | Joel Smoyer Union Dues | 401-2-200-010-000 | 25.00 | |
| IUPA, CHAVES COUNTY SHER | INV0010641 | 06/15/2023 | John White Union Dues | 401-2-200-010-000 | 25.00 | |
| | | | | | Vendor IUPA, CHAVES COUNTY SHERIFF'S ASSOC. #507 Total: | <u>500.00</u> |
| Vendor: JAMES, COOKE & HOBSON, INC | | | | | | |
| JAMES, COOKE & HOBSON, I | 233139 | 06/01/2023 | INLINE WATER PUMPS | 631-8-884-371-000 | 6,065.00 | |
| | | | | | Vendor JAMES, COOKE & HOBSON, INC Total: | <u>6,065.00</u> |
| Vendor: MIRANDA PEST CONTROL | | | | | | |
| MIRANDA PEST CONTROL | CC024759 | 06/08/2023 | PEST CONTROL SERVICES | 412-8-815-267-000 | 26.96 | |
| MIRANDA PEST CONTROL | CC024760 | 06/08/2023 | PEST CONTROL SERVICES | 412-8-815-267-000 | 26.96 | |
| MIRANDA PEST CONTROL | CC024761 | 06/08/2023 | PEST CONTROL SERVICES | 412-8-815-267-000 | 53.92 | |
| MIRANDA PEST CONTROL | CC024762 | 06/08/2023 | PEST CONTROL SERVICES | 412-8-815-267-000 | 64.70 | |
| | | | | | Vendor MIRANDA PEST CONTROL Total: | <u>172.54</u> |
| Vendor: MIXER CENTER ROSWELL LLC | | | | | | |
| MIXER CENTER ROSWELL LLC | 13359 | 06/09/2023 | PARTS | 452-8-832-230-000 | 32.36 | |
| | | | | | Vendor MIXER CENTER ROSWELL LLC Total: | <u>32.36</u> |
| Vendor: NEW MEXICO GAS COMPANY INC | | | | | | |
| NEW MEXICO GAS COMPAN | CC024741 | 06/01/2023 | ACCT# 115435453-1390459- | 452-8-832-341-000 | 30.29 | |
| NEW MEXICO GAS COMPAN | CC024742 | 06/01/2023 | ACCT# 076424512-0788370- | 401-6-645-341-000 | 47.04 | |
| NEW MEXICO GAS COMPAN | CC024742 | 06/01/2023 | ACCT# 076424512-0788370- | 401-6-692-341-000 | 240.39 | |

Expense Approval Register

Packet: APPKT02603 - CHECK RUN 6/16/2023

| Vendor Name | Payable Number | Post Date | Description (Item) | Account Number | Amount |
|---|----------------|------------|---------------------------|-------------------|------------------|
| NEW MEXICO GAS COMPAN | CC024742 | 06/01/2023 | ACCT# 076424512-0788370- | 401-6-692-341-000 | 21.24 |
| NEW MEXICO GAS COMPAN | CC024743 | 06/07/2023 | ACCT# 076846512-0792590- | 411-8-814-341-000 | 36.06 |
| NEW MEXICO GAS COMPAN | CC024744 | 06/01/2023 | ACCT# 076846512-1202378- | 411-8-814-341-000 | 28.77 |
| NEW MEXICO GAS COMPAN | CC024745 | 06/08/2023 | ACCT# 077058012-0794705- | 410-8-816-341-000 | 39.90 |
| NEW MEXICO GAS COMPAN | CC024746 | 06/08/2023 | ACCT# 077227312-1237385- | 408-8-812-341-000 | 31.32 |
| NEW MEXICO GAS COMPAN | CC024746 | 06/08/2023 | ACCT# 077227312-0796398- | 408-8-812-341-000 | 58.52 |
| NEW MEXICO GAS COMPAN | CC024747 | 06/01/2023 | ACCT# 075706312-1236482- | 414-8-819-341-000 | 39.93 |
| NEW MEXICO GAS COMPAN | CC024748 | 06/07/2023 | ACCT# 077937001-0803495- | 411-8-814-341-000 | 30.71 |
| Vendor NEW MEXICO GAS COMPANY INC Total: | | | | | 604.17 |
| Vendor: NEW YORK LIFE INSURANCE | | | | | |
| NEW YORK LIFE INSURANCE | INV0010618 | 06/15/2023 | NEW YORK LIFE | 401-2-200-015-000 | 876.08 |
| NEW YORK LIFE INSURANCE | INV0010618 | 06/15/2023 | NEW YORK LIFE | 402-2-200-015-000 | 345.53 |
| NEW YORK LIFE INSURANCE | INV0010618 | 06/15/2023 | NEW YORK LIFE | 427-2-200-015-000 | 106.18 |
| NEW YORK LIFE INSURANCE | INV0010618 | 06/15/2023 | NEW YORK LIFE | 432-2-200-015-000 | 27.17 |
| NEW YORK LIFE INSURANCE | INV0010618 | 06/15/2023 | NEW YORK LIFE | 435-2-200-015-000 | 44.88 |
| NEW YORK LIFE INSURANCE | INV0010618 | 06/15/2023 | NEW YORK LIFE | 452-2-200-015-000 | 40.00 |
| Vendor NEW YORK LIFE INSURANCE Total: | | | | | 1,439.84 |
| Vendor: NM RETIREE HEALTH CARE AUTHORITY | | | | | |
| NM RETIREE HEALTH CARE A | INV0010620 | 06/15/2023 | NM RETIREE HEALTH CARE P | 401-2-200-020-000 | 5,386.96 |
| NM RETIREE HEALTH CARE A | INV0010620 | 06/15/2023 | NM RETIREE HEALTH CARE P | 402-2-200-020-000 | 1,722.39 |
| NM RETIREE HEALTH CARE A | INV0010620 | 06/15/2023 | NM RETIREE HEALTH CARE P | 427-2-200-020-000 | 115.50 |
| NM RETIREE HEALTH CARE A | INV0010620 | 06/15/2023 | NM RETIREE HEALTH CARE P | 432-2-200-020-000 | 168.21 |
| NM RETIREE HEALTH CARE A | INV0010620 | 06/15/2023 | NM RETIREE HEALTH CARE P | 435-2-200-020-000 | 166.41 |
| NM RETIREE HEALTH CARE A | INV0010620 | 06/15/2023 | NM RETIREE HEALTH CARE P | 437-2-200-020-000 | 73.59 |
| NM RETIREE HEALTH CARE A | INV0010620 | 06/15/2023 | NM RETIREE HEALTH CARE P | 452-2-200-020-000 | 554.47 |
| NM RETIREE HEALTH CARE A | INV0010620 | 06/15/2023 | NM RETIREE HEALTH CARE P | 628-2-200-020-000 | 291.59 |
| NM RETIREE HEALTH CARE A | INV0010621 | 06/15/2023 | NM Retiree HealthCare Law | 401-2-200-020-000 | 3,152.32 |
| Vendor NM RETIREE HEALTH CARE AUTHORITY Total: | | | | | 11,631.44 |
| Vendor: NORTHSTAR PLBG, HEATING & A/C | | | | | |
| NORTHSTAR PLBG, HEATING | 6790 | 06/02/2023 | REMOVE & REPLACE EQUIP | 631-8-886-371-000 | 4,148.84 |
| Vendor NORTHSTAR PLBG, HEATING & A/C Total: | | | | | 4,148.84 |
| Vendor: PLUTO ACQUISITION OpCo, LLC | | | | | |
| PLUTO ACQUISITION OpCo, L | 202305012802-1 | 06/01/2023 | EMPLOYEE BACKGROUND SC | 401-6-613-260-000 | 224.56 |
| Vendor PLUTO ACQUISITION OpCo, LLC Total: | | | | | 224.56 |
| Vendor: PRE-PAID LEGAL SERVICES INC | | | | | |
| PRE-PAID LEGAL SERVICES IN | INV0010604 | 06/15/2023 | LEGAL SHIELD PAYABLE | 401-2-200-022-000 | 127.55 |
| PRE-PAID LEGAL SERVICES IN | INV0010604 | 06/15/2023 | LEGAL SHIELD PAYABLE | 402-2-200-022-000 | 117.60 |
| PRE-PAID LEGAL SERVICES IN | INV0010604 | 06/15/2023 | LEGAL SHIELD PAYABLE | 427-2-200-022-000 | 33.90 |
| Vendor PRE-PAID LEGAL SERVICES INC Total: | | | | | 279.05 |
| Vendor: REDDEN PLUMBING & MECHANICAL | | | | | |
| REDDEN PLUMBING & MECH | 11474 | 06/01/2023 | BERRENDO FD/ BATHROOM | 411-8-814-256-000 | 9,200.41 |
| Vendor REDDEN PLUMBING & MECHANICAL Total: | | | | | 9,200.41 |
| Vendor: SOUTHEASTERN NM ECONOMIC DEVELOPMENT | | | | | |
| SOUTHEASTERN NM ECONO | CC024763 | 06/14/2023 | 1ST INSTALLMENT FEES/HEA | 635-6-682-381-200 | 7,500.00 |
| Vendor SOUTHEASTERN NM ECONOMIC DEVELOPMENT Total: | | | | | 7,500.00 |
| Vendor: Southern Folger Contracting, Inc | | | | | |
| Southern Folger Contracting, | 1119 | 06/15/2023 | SUPPLIES | 401-6-696-230-000 | 14,398.12 |
| Vendor Southern Folger Contracting, Inc Total: | | | | | 14,398.12 |
| Vendor: STARR JANITORIAL INC. | | | | | |
| STARR JANITORIAL INC. | 87530 | 06/01/2023 | SUPPLIES | 401-6-691-230-000 | 87.34 |
| STARR JANITORIAL INC. | 89398 | 06/01/2023 | SUPPLIES | 401-6-691-230-000 | 47.38 |
| STARR JANITORIAL INC. | 90460 | 06/02/2023 | SUPPLIES | 631-8-883-230-000 | 126.24 |
| STARR JANITORIAL INC. | 90468 | 06/01/2023 | SUPPLIES | 401-6-691-230-000 | 269.91 |
| STARR JANITORIAL INC. | 90549 | 06/08/2023 | SUPPLIES | 401-6-642-230-000 | 710.64 |
| STARR JANITORIAL INC. | 90570 | 06/09/2023 | SUPPLIES | 401-6-691-230-000 | 56.04 |
| STARR JANITORIAL INC. | 90576 | 06/09/2023 | SUPPLIES | 452-8-832-230-000 | 43.22 |
| STARR JANITORIAL INC. | 90591 | 06/12/2023 | SUPPLIES | 401-6-691-230-000 | 60.96 |

Expense Approval Register

Packet: APPKT02603 - CHECK RUN 6/16/2023

| Vendor Name | Payable Number | Post Date | Description (Item) | Account Number | Amount |
|--|-----------------|------------|------------------------|--|-------------------|
| STARR JANITORIAL INC. | 90614 | 06/13/2023 | SUPPLIES | 401-6-691-230-000 | 6,127.83 |
| STARR JANITORIAL INC. | 90641 | 06/15/2023 | SUPPLIES | 401-6-691-230-000 | 2,871.57 |
| | | | | Vendor STARR JANITORIAL INC. Total: | 10,401.13 |
| Vendor: STATE OF NEW MEXICO | | | | | |
| STATE OF NEW MEXICO | INV0010607 | 06/15/2023 | 000454540-MENDOZA | 401-2-200-018-000 | 132.92 |
| STATE OF NEW MEXICO | INV0010609 | 06/15/2023 | 000258710-LUERAS | 401-2-200-018-000 | 119.08 |
| STATE OF NEW MEXICO | INV0010610 | 06/15/2023 | 000434280-LUERAS | 401-2-200-018-000 | 140.77 |
| STATE OF NEW MEXICO | INV0010614 | 06/15/2023 | 000480470- SANCHEZ | 401-2-200-018-000 | 160.46 |
| STATE OF NEW MEXICO | INV0010615 | 06/15/2023 | 000207794- HUERTA | 402-2-200-018-000 | 189.69 |
| | | | | Vendor STATE OF NEW MEXICO Total: | 742.92 |
| Vendor: SYSCO USA 1, INC | | | | | |
| SYSCO USA 1, INC | 366452223 6 | 06/01/2023 | CUST# 025114/ GOODS | 631-8-888-230-000 | 1,629.04 |
| SYSCO USA 1, INC | 366455543 4 | 06/01/2023 | CUSTOMER# 559369/ GOOD | 631-8-888-230-000 | 4,740.53 |
| | | | | Vendor SYSCO USA 1, INC Total: | 6,369.57 |
| Vendor: TEXAS CHILD SUPPORT SDU | | | | | |
| TEXAS CHILD SUPPORT SDU | INV0010608 | 06/15/2023 | 0013625446-COBOS | 401-2-200-018-000 | 327.23 |
| TEXAS CHILD SUPPORT SDU | INV0010612 | 06/15/2023 | 0009646845 MATTA,RAY | 435-2-200-011-000 | 276.92 |
| | | | | Vendor TEXAS CHILD SUPPORT SDU Total: | 604.15 |
| Vendor: UNITED WAY OF CHAVES COUNTY | | | | | |
| UNITED WAY OF CHAVES CO | INV0010602 | 06/15/2023 | UNITED WAY PAYABLE | 401-2-200-010-000 | 41.19 |
| UNITED WAY OF CHAVES CO | INV0010602 | 06/15/2023 | UNITED WAY PAYABLE | 402-2-200-010-000 | 25.00 |
| UNITED WAY OF CHAVES CO | INV0010602 | 06/15/2023 | UNITED WAY PAYABLE | 452-2-200-010-000 | 5.00 |
| | | | | Vendor UNITED WAY OF CHAVES COUNTY Total: | 71.19 |
| Vendor: VERIZON CONNECT NWF INC. | | | | | |
| VERIZON CONNECT NWF INC | OSV000003077542 | 06/01/2023 | CUST ID: CHAV004 | 401-6-619-267-000 | 1,894.23 |
| | | | | Vendor VERIZON CONNECT NWF INC. Total: | 1,894.23 |
| Vendor: VISUAL EDGE IT, INC | | | | | |
| VISUAL EDGE IT, INC | 34174107 | 06/01/2023 | ACCT# 003-1365133-000 | 408-8-812-251-000 | 137.60 |
| VISUAL EDGE IT, INC | 34214381 | 06/06/2023 | ACCT# 015-1458791-000 | 620-7-725-251-000 | 179.92 |
| VISUAL EDGE IT, INC | 34258377 | 06/14/2023 | ACCT# 016-1560570-000 | 452-8-832-251-000 | 322.73 |
| | | | | Vendor VISUAL EDGE IT, INC Total: | 640.25 |
| Vendor: WATSON TRUCK & SUPPLY INC | | | | | |
| WATSON TRUCK & SUPPLY IN | 378490DO | 06/12/2023 | PARTS/ACCT# 336302 | 402-6-653-221-000 | 695.49 |
| | | | | Vendor WATSON TRUCK & SUPPLY INC Total: | 695.49 |
| Vendor: WEX BANK | | | | | |
| WEX BANK | CC024749 | 06/01/2023 | ACCT# 0496-00-237636-6 | 401-7-752-223-000 | 1,496.49 |
| | | | | Vendor WEX BANK Total: | 1,496.49 |
| Vendor: WM FARMS | | | | | |
| WM FARMS | 120739 | 06/07/2023 | CUST ID: 7998011136 | 402-6-653-222-000 | 159.84 |
| | | | | Vendor WM FARMS Total: | 159.84 |
| Grand Total: | | | | | 316,459.79 |

Fund Summary

| Fund | Expense Amount |
|---------------------------------|-------------------|
| 401 - GENERAL FUND | 60,936.37 |
| 402 - ROAD FUND | 108,984.39 |
| 408 - EAST GRAND PLAINS VOLFIRE | 227.44 |
| 410 - MIDWAY VOLUNTEER FIRE FND | 39.90 |
| 411 - BERRENDO VOLUNTEER FIRE | 9,295.95 |
| 412 - SIERRA VOLUNTEER FIRE FND | 172.54 |
| 414 - CC FIRE DIST #8 VOL FIRE | 39.93 |
| 427 - INDIGENT HOSPITAL CLAIMS | 342.34 |
| 432 - DWI GRANT FUNDS | 256.78 |
| 435 - CORRECTION GRANTS | 513.42 |
| 437 - ENVIRONMENTAL TAX | 13,814.50 |
| 452 - FLOOD CONTROL | 14,029.88 |
| 620 - CLERK RECORDING & FILING | 179.92 |
| 628 - PROPERTY VALUATION | 340.12 |
| 631 - OTHER GRANTS & CONTRACTS | 16,709.65 |
| 635 - EMERGENCY/CAPITAL OUTLAY | 37,311.00 |
| 650 - DETENTION CONSTRUCTION PJ | 53,265.66 |
| Grand Total: | 316,459.79 |

Account Summary

| Account Number | Account Name | Expense Amount |
|-------------------|-----------------------|----------------|
| 401-2-200-010-000 | UNITED WAY PAYABLE | 541.19 |
| 401-2-200-015-000 | NEW YORK LIFE INSURA | 876.08 |
| 401-2-200-016-000 | GLOBE LIFE PAYABLE | 1,726.10 |
| 401-2-200-018-000 | CHILD ENFORCEMENT P | 1,130.46 |
| 401-2-200-020-000 | RETIREE H/C PAYABLE | 8,539.28 |
| 401-2-200-022-000 | PRE-PAID LEGAL PAYABL | 127.55 |
| 401-2-200-024-000 | ALTONS POWER BLOCK | 32.32 |
| 401-6-611-260-000 | PROFESSIONAL SERVICE | 309.24 |
| 401-6-613-260-000 | PROFESSIONAL SERVICE | 224.56 |
| 401-6-619-267-000 | CONTRACTUAL SERVICES | 1,894.23 |
| 401-6-622-249-000 | EQUIP MAINT/AGREEME | 17,725.84 |
| 401-6-642-230-000 | SUPPLIES/TOOLS | 710.64 |
| 401-6-645-341-000 | UTILITIES | 47.04 |
| 401-6-691-230-000 | SUPPLIES/TOOLS | 9,521.03 |
| 401-6-691-257-000 | FACILITY MAINT/REPAIR | 604.24 |
| 401-6-692-257-000 | FACILITY MAINTENANCE | 608.50 |
| 401-6-692-341-000 | UTILITIES | 261.63 |
| 401-6-696-230-000 | SUPPLIES/TOOLS | 14,398.12 |
| 401-7-751-230-000 | SUPPLIES/TOOLS | 161.83 |
| 401-7-752-223-000 | VEHICLE FUELS | 1,496.49 |
| 402-2-200-010-000 | UNITED WAY PAYABLE | 25.00 |
| 402-2-200-015-000 | NEW YORK LIFE INSURA | 345.53 |
| 402-2-200-016-000 | GLOBE LIFE PAYABLE | 366.29 |
| 402-2-200-018-000 | CHILD ENFORCEMENT P | 189.69 |
| 402-2-200-020-000 | RETIREE H/C PAYABLE | 1,722.39 |
| 402-2-200-022-000 | PRE-PAID LEGAL PAYABL | 117.60 |
| 402-2-200-024-000 | ALTONS POWER BLOCK | 26.95 |
| 402-6-653-104-000 | TEMPORARY SALARIES | 982.30 |
| 402-6-653-221-000 | VEH/HVY EQUIP. REPAIR | 695.49 |
| 402-6-653-222-000 | TIRES/REPAIRS | 159.84 |
| 402-6-653-251-000 | RENTALS | 3,696.88 |
| 402-6-653-290-000 | PAVING PROJECTS-COOP | 99,609.69 |
| 402-6-653-291-000 | ROAD PROJECTS-OTHER | 1,046.74 |
| 408-8-812-251-000 | RENTALS | 137.60 |
| 408-8-812-341-000 | UTILITIES | 89.84 |
| 410-8-816-341-000 | UTILITIES | 39.90 |
| 411-8-814-256-000 | BLDG. IMPROVEMENT P | 9,200.41 |
| 411-8-814-341-000 | UTILITIES | 95.54 |

Account Summary

| Account Number | Account Name | Expense Amount |
|-------------------|-----------------------|-------------------|
| 412-8-815-267-000 | CONTRACTUAL SERVICES | 172.54 |
| 414-8-819-341-000 | UTILITIES | 39.93 |
| 427-2-200-015-000 | NEW YORK LIFE INSURA | 106.18 |
| 427-2-200-016-000 | GLOBE LIFE PAYABLE | 86.76 |
| 427-2-200-020-000 | RETIREE H/C PAYABLE | 115.50 |
| 427-2-200-022-000 | PRE-PAID LEGAL PAYABL | 33.90 |
| 432-2-200-015-000 | NEW YORK LIFE INSURA | 27.17 |
| 432-2-200-016-000 | GLOBE LIFE PAYABLE | 61.40 |
| 432-2-200-020-000 | RETIREE H/C PAYABLE | 168.21 |
| 435-2-200-011-000 | MISCELLANEOUS PAYABL | 276.92 |
| 435-2-200-015-000 | NEW YORK INSURANCE | 44.88 |
| 435-2-200-016-000 | GLOBE LIFE PAYABLE | 25.21 |
| 435-2-200-020-000 | RETIREE H/C PAYABLE | 166.41 |
| 437-2-200-020-000 | RETIREE H/C PAYABLE | 73.59 |
| 437-6-659-242-000 | LANDFILL EXPENSES | 13,740.91 |
| 452-2-200-010-000 | UNITED WAY PAYABLE | 5.00 |
| 452-2-200-015-000 | NEW YORK LIFE INSURA | 40.00 |
| 452-2-200-016-000 | GLOBE LIFE PAYABLE | 182.63 |
| 452-2-200-020-000 | RETIREE H/C PAYABLE | 554.47 |
| 452-8-832-223-000 | VEHICLE FUELS | 3,364.00 |
| 452-8-832-230-000 | SUPPLIES/TOOLS | 110.81 |
| 452-8-832-251-000 | RENTALS | 322.73 |
| 452-8-832-341-000 | UTILITIES | 30.29 |
| 452-8-832-375-000 | LEASE PURCHASE | 9,419.95 |
| 620-7-725-251-000 | RENTALS | 179.92 |
| 628-2-200-016-000 | GLOBE LIFE PAYABLE | 48.53 |
| 628-2-200-020-000 | RETIREE H/C PAYABLE | 291.59 |
| 631-8-883-230-000 | SUPPLIES | 126.24 |
| 631-8-884-371-000 | EQUIPMENT/MACHINER | 6,065.00 |
| 631-8-886-371-000 | EQUIPMENT/MACHINER | 4,148.84 |
| 631-8-888-230-000 | SUPPLIES | 6,369.57 |
| 635-6-682-372-000 | VEHICLES | 29,811.00 |
| 635-6-682-381-200 | CONSTRUCTION PROJEC | 7,500.00 |
| 650-6-684-264-000 | FEEDING OF PRISONERS | 53,265.66 |
| | Grand Total: | 316,459.79 |

Project Account Summary

| Project Account Key | Expense Amount |
|---------------------|-------------------|
| **None** | 316,459.79 |
| Grand Total: | 316,459.79 |



Expense Approval Register

Packet: APPKT02606 - CHECK RUN 6/23/2023

| Vendor Name | Payable Number | Post Date | Description (Item) | Account Number | Amount |
|--|----------------|------------|--------------------------|-------------------|-------------------|
| Vendor: AMERICAN MEDICAL RESPONSE AMBULANCE | | | | | |
| AMERICAN MEDICAL RESPO | CC024792 | 06/22/2023 | JUNE IHC INMATE CLAIMS | 427-6-639-270-000 | 2,965.41 |
| Vendor AMERICAN MEDICAL RESPONSE AMBULANCE Total: | | | | | 2,965.41 |
| Vendor: APIC SOLUTIONS INC | | | | | |
| APIC SOLUTIONS INC | 14619 | 06/15/2023 | INSTALLED BODY SCANNER | 635-6-682-231-000 | 146,108.12 |
| Vendor APIC SOLUTIONS INC Total: | | | | | 146,108.12 |
| Vendor: ASA ARCHITECTS | | | | | |
| ASA ARCHITECTS | 4681 | 06/19/2023 | ARCHITECTUAL SERVICES | 651-6-682-381-000 | 23,445.24 |
| Vendor ASA ARCHITECTS Total: | | | | | 23,445.24 |
| Vendor: BELL GAS INC. | | | | | |
| BELL GAS INC. | 35227 | 06/15/2023 | ACCT# 11020 | 452-8-832-223-000 | 2,923.63 |
| BELL GAS INC. | 35283 | 06/19/2023 | BULK FUEL | 402-6-653-223-000 | 25,346.68 |
| Vendor BELL GAS INC. Total: | | | | | 28,270.31 |
| Vendor: BELL GAS INC | | | | | |
| BELL GAS INC | 316940 | 06/20/2023 | ICE FOR ROAD CREW | 402-6-653-230-000 | 226.00 |
| Vendor BELL GAS INC Total: | | | | | 226.00 |
| Vendor: BERNALILLO COUNTY | | | | | |
| BERNALILLO COUNTY | 76221 | 06/14/2023 | HOUSING INMATES FOR CHA | 401-6-645-268-000 | 6,975.00 |
| Vendor BERNALILLO COUNTY Total: | | | | | 6,975.00 |
| Vendor: CHARLOTTE ANDRADE | | | | | |
| CHARLOTTE ANDRADE | CC024768 | 06/20/2023 | NM COUNTIES CONF/ JUN 12 | 401-7-741-226-000 | 342.36 |
| Vendor CHARLOTTE ANDRADE Total: | | | | | 342.36 |
| Vendor: CHAVES COUNTY CASA | | | | | |
| CHAVES COUNTY CASA | FY22-23 | 06/15/2023 | ANNUAL ALLOCATION/ FY 22 | 401-7-751-267-000 | 8,210.00 |
| Vendor CHAVES COUNTY CASA Total: | | | | | 8,210.00 |
| Vendor: COOPERATIVE EDUCATIONAL SVCS. | | | | | |
| COOPERATIVE EDUCATIONAL | 24-137680 | 06/01/2023 | REMOVE/REPLACE WATER S | 401-6-692-257-000 | 15,439.98 |
| Vendor COOPERATIVE EDUCATIONAL SVCS. Total: | | | | | 15,439.98 |
| Vendor: COUNTY OF LINCOLN | | | | | |
| COUNTY OF LINCOLN | CC024797 | 06/06/2023 | HOUSING INMATES FOR CC | 650-6-684-268-000 | 2,304.00 |
| Vendor COUNTY OF LINCOLN Total: | | | | | 2,304.00 |
| Vendor: DONA ANA COUNTY | | | | | |
| DONA ANA COUNTY | S0092967 | 06/06/2023 | HOUSING JUVIE INMATES FO | 401-6-645-268-000 | 27,800.00 |
| Vendor DONA ANA COUNTY Total: | | | | | 27,800.00 |
| Vendor: ELLY T HOLLON | | | | | |
| ELLY T HOLLON | CC024765 | 06/19/2023 | NMC 86TH ANNUAL CONF 6/ | 432-7-761-226-000 | 339.39 |
| Vendor ELLY T HOLLON Total: | | | | | 339.39 |
| Vendor: EMMA DOMINGUEZ | | | | | |
| EMMA DOMINGUEZ | CC024771 | 06/21/2023 | NMC ANNUAL CONF/6/12-1 | 401-6-613-226-000 | 346.68 |
| Vendor EMMA DOMINGUEZ Total: | | | | | 346.68 |
| Vendor: HOLLYFRONTIER CORP | | | | | |
| HOLLYFRONTIER CORP | 203141263 | 06/15/2023 | ACCT# 1100353 | 402-6-653-290-000 | 17,696.68 |
| HOLLYFRONTIER CORP | 203141264 | 06/15/2023 | ACCT# 1100353 | 402-6-653-290-000 | 18,955.34 |
| HOLLYFRONTIER CORP | 203141265 | 06/15/2023 | ACCT# 1100353 | 402-6-653-290-000 | 18,857.37 |
| HOLLYFRONTIER CORP | 203154006 | 06/19/2023 | ACCT# 1100353 | 402-6-653-290-000 | 18,857.37 |
| HOLLYFRONTIER CORP | 203154007 | 06/19/2023 | ACCT# 1100353 | 402-6-653-290-000 | 18,729.23 |
| HOLLYFRONTIER CORP | 203159967 | 06/20/2023 | ACCT# 1100353 | 402-6-653-290-000 | 19,151.30 |
| HOLLYFRONTIER CORP | 203163564 | 06/21/2023 | ACCT# 1100353 | 402-6-653-290-000 | 17,862.48 |
| Vendor HOLLYFRONTIER CORP Total: | | | | | 130,109.77 |

Expense Approval Register

Packet: APPKT02606 - CHECK RUN 6/23/2023

| Vendor Name | Payable Number | Post Date | Description (Item) | Account Number | Amount |
|---|----------------|------------|---------------------------|-------------------|------------------|
| Vendor: HUITT-ZOLLARS, INC. | | | | | |
| HUITT-ZOLLARS, INC. | 3146210203 | 06/15/2023 | ENGINEERING SERVICES | 631-8-884-226-000 | 3,179.55 |
| Vendor HUITT-ZOLLARS, INC. Total: | | | | | 3,179.55 |
| Vendor: ITS QUEST, INC | | | | | |
| ITS QUEST, INC | 901161 | 06/14/2023 | TEMPS/CARRILLO/SATTERFIE | 402-6-653-104-000 | 1,306.46 |
| ITS QUEST, INC | 901164 | 06/21/2023 | TEMPS/CARRILLO/SATTERFIE | 402-6-653-104-000 | 1,375.22 |
| Vendor ITS QUEST, INC Total: | | | | | 2,681.68 |
| Vendor: JEFF ORTEGA | | | | | |
| JEFF ORTEGA | CC024766 | 06/17/2023 | 2023 NMC CONF/ JUNE13-16 | 427-6-638-226-000 | 339.30 |
| Vendor JEFF ORTEGA Total: | | | | | 339.30 |
| Vendor: JEREMY CALKINS | | | | | |
| JEREMY CALKINS | CC024799 | 06/22/2023 | NMC 86TH ANNUAL CONF/J | 402-6-653-225-000 | 22.07 |
| JEREMY CALKINS | CC024799 | 06/22/2023 | NMC 86TH ANNUAL CONF/J | 402-6-653-226-000 | 43.76 |
| Vendor JEREMY CALKINS Total: | | | | | 65.83 |
| Vendor: KANSAS STATE BANK OF MANHATTAN | | | | | |
| KANSAS STATE BANK OF MA | 21-7 | 06/21/2023 | ACCT# 3359234 | 402-6-653-251-000 | 2,670.85 |
| Vendor KANSAS STATE BANK OF MANHATTAN Total: | | | | | 2,670.85 |
| Vendor: LA CASA DE BUENA SALUD | | | | | |
| LA CASA DE BUENA SALUD | CC024794 | 06/22/2023 | IHC APPROVAL OF CLAIMS FY | 427-6-639-273-000 | 24,961.95 |
| Vendor LA CASA DE BUENA SALUD Total: | | | | | 24,961.95 |
| Vendor: LEA COUNTY | | | | | |
| LEA COUNTY | CC024796 | 06/16/2023 | HOUSING CC INMATES | 650-6-684-268-000 | 1,400.00 |
| LEA COUNTY | J05-2023 | 06/01/2023 | HOUSING JUVIE INMATES FO | 401-6-645-268-000 | 14,500.00 |
| Vendor LEA COUNTY Total: | | | | | 15,900.00 |
| Vendor: LOVELACE HEALTH SYSTEMS INC | | | | | |
| LOVELACE HEALTH SYSTEMS | CC024790 | 06/21/2023 | ACCT# H100085430500 | 427-6-639-270-000 | 45.30 |
| Vendor LOVELACE HEALTH SYSTEMS INC Total: | | | | | 45.30 |
| Vendor: LUBBOCK COUNTY HOSPITAL DISTRICT | | | | | |
| LUBBOCK COUNTY HOSPITAL | CC024772 | 06/20/2023 | ACCT# 52883494-8 | 427-6-639-270-000 | 7.90 |
| LUBBOCK COUNTY HOSPITAL | CC024773 | 06/20/2023 | ACCT# 52883494-10 | 427-6-639-270-000 | 17.16 |
| LUBBOCK COUNTY HOSPITAL | CC024774 | 06/20/2023 | ACCT# 52883494-14 | 427-6-639-270-000 | 8.58 |
| LUBBOCK COUNTY HOSPITAL | CC024775 | 06/20/2023 | ACCT# 52883494-12 | 427-6-639-270-000 | 8.58 |
| LUBBOCK COUNTY HOSPITAL | CC024777 | 06/20/2023 | ACCT# 52883494-16 | 427-6-639-270-000 | 8.58 |
| LUBBOCK COUNTY HOSPITAL | CC024778 | 06/20/2023 | ACCT# 52883494-6 | 427-6-639-270-000 | 8.58 |
| Vendor LUBBOCK COUNTY HOSPITAL DISTRICT Total: | | | | | 59.38 |
| Vendor: LUBBOCK COUNTY HOSPITAL | | | | | |
| LUBBOCK COUNTY HOSPITAL | CC024776 | 06/20/2023 | ACCT# 52493419-7 | 427-6-639-270-000 | 108.17 |
| LUBBOCK COUNTY HOSPITAL | CC024779 | 06/20/2023 | INMATE CLAIM # 34700 | 427-6-639-270-000 | 426.93 |
| Vendor LUBBOCK COUNTY HOSPITAL Total: | | | | | 535.10 |
| Vendor: MEGAN MOLINAR | | | | | |
| MEGAN MOLINAR | CC024769 | 06/20/2023 | NM COUNTIES CONF/6/12-1 | 401-7-741-226-000 | 343.53 |
| Vendor MEGAN MOLINAR Total: | | | | | 343.53 |
| Vendor: NEW MEXICO GAS COMPANY INC | | | | | |
| NEW MEXICO GAS COMPAN | CC024781 | 06/13/2023 | ACCT# 115435453-0797988- | 401-6-699-341-000 | 30.71 |
| NEW MEXICO GAS COMPAN | CC024782 | 06/14/2023 | ACCT# 077702112-0801146- | 402-6-651-341-000 | 37.14 |
| NEW MEXICO GAS COMPAN | CC024783 | 06/14/2023 | ACCT# 077726812-0801393- | 412-8-815-341-000 | 32.55 |
| NEW MEXICO GAS COMPAN | CC024784 | 06/13/2023 | ACCT# 077991703-0797981- | 401-6-691-341-000 | 31.61 |
| NEW MEXICO GAS COMPAN | CC024785 | 06/13/2023 | ACCT# 077991703-0797982- | 401-6-691-341-000 | 31.61 |
| NEW MEXICO GAS COMPAN | CC024786 | 06/13/2023 | ACCT# 077991703-0804041- | 401-6-691-341-000 | 30.71 |
| NEW MEXICO GAS COMPAN | CC024787 | 06/14/2023 | ACCT# 078156501-0805690- | 650-6-684-341-000 | 459.75 |
| NEW MEXICO GAS COMPAN | CC024788 | 06/13/2023 | ACCT# 115435453-1201470- | 401-6-612-341-000 | 0.95 |
| NEW MEXICO GAS COMPAN | CC024788 | 06/13/2023 | ACCT# 115435453-1201470- | 401-6-613-341-000 | 0.95 |
| NEW MEXICO GAS COMPAN | CC024788 | 06/13/2023 | ACCT# 115435453-1201470- | 401-6-614-341-000 | 0.95 |
| NEW MEXICO GAS COMPAN | CC024788 | 06/13/2023 | ACCT# 115435453-1201470- | 401-6-616-341-000 | 0.95 |
| NEW MEXICO GAS COMPAN | CC024788 | 06/13/2023 | ACCT# 115435453-1201470- | 401-6-621-341-000 | 0.95 |
| NEW MEXICO GAS COMPAN | CC024788 | 06/13/2023 | ACCT# 115435453-1201470- | 401-6-621-341-000 | 0.95 |
| NEW MEXICO GAS COMPAN | CC024788 | 06/13/2023 | ACCT# 115435453-1201470- | 401-6-622-341-000 | 3.62 |

Expense Approval Register

Packet: APPKT02606 - CHECK RUN 6/23/2023

| Vendor Name | Payable Number | Post Date | Description (Item) | Account Number | Amount |
|---|----------------|------------|--------------------------|-------------------|-------------------|
| NEW MEXICO GAS COMPAN | CC024788 | 06/13/2023 | ACCT# 115435453-1201470- | 401-6-624-341-000 | 4.38 |
| NEW MEXICO GAS COMPAN | CC024788 | 06/13/2023 | ACCT# 115435453-1201470- | 401-6-625-341-000 | 0.95 |
| NEW MEXICO GAS COMPAN | CC024788 | 06/13/2023 | ACCT# 115435453-1201470- | 401-6-631-341-000 | 1.97 |
| NEW MEXICO GAS COMPAN | CC024788 | 06/13/2023 | ACCT# 115435453-1201470- | 401-6-632-341-000 | 1.28 |
| NEW MEXICO GAS COMPAN | CC024788 | 06/13/2023 | ACCT# 115435453-1201470- | 401-7-721-341-000 | 13.55 |
| NEW MEXICO GAS COMPAN | CC024788 | 06/13/2023 | ACCT# 115435453-1201470- | 401-7-731-341-000 | 8.03 |
| NEW MEXICO GAS COMPAN | CC024788 | 06/13/2023 | ACCT# 115435453-1201470- | 401-7-741-341-000 | 5.82 |
| NEW MEXICO GAS COMPAN | CC024788 | 06/13/2023 | ACCT# 115435453-1201470- | 401-7-751-341-000 | 18.50 |
| NEW MEXICO GAS COMPAN | CC024788 | 06/13/2023 | ACCT# 115435453-1201470- | 427-6-638-341-000 | 2.00 |
| NEW MEXICO GAS COMPAN | CC024789 | 06/13/2023 | ACCT# 115435453-1203867- | 401-6-612-341-000 | 0.45 |
| NEW MEXICO GAS COMPAN | CC024789 | 06/13/2023 | ACCT# 115435453-1203867- | 401-6-613-341-000 | 0.45 |
| NEW MEXICO GAS COMPAN | CC024789 | 06/13/2023 | ACCT# 115435453-1203867- | 401-6-614-341-000 | 0.45 |
| NEW MEXICO GAS COMPAN | CC024789 | 06/13/2023 | ACCT# 115435453-1203867- | 401-6-616-341-000 | 0.45 |
| NEW MEXICO GAS COMPAN | CC024789 | 06/13/2023 | ACCT# 115435453-1203867- | 401-6-621-341-000 | 0.45 |
| NEW MEXICO GAS COMPAN | CC024789 | 06/13/2023 | ACCT# 115435453-1203867- | 401-6-622-341-000 | 1.69 |
| NEW MEXICO GAS COMPAN | CC024789 | 06/13/2023 | ACCT# 115435453-1203867- | 401-6-624-341-000 | 2.04 |
| NEW MEXICO GAS COMPAN | CC024789 | 06/13/2023 | ACCT# 115435453-1203867- | 401-6-625-341-000 | 0.45 |
| NEW MEXICO GAS COMPAN | CC024789 | 06/13/2023 | ACCT# 115435453-1203867- | 401-6-631-341-000 | 0.92 |
| NEW MEXICO GAS COMPAN | CC024789 | 06/13/2023 | ACCT# 115435453-1203867- | 401-6-632-341-000 | 0.60 |
| NEW MEXICO GAS COMPAN | CC024789 | 06/13/2023 | ACCT# 115435453-1203867- | 401-7-721-341-000 | 6.32 |
| NEW MEXICO GAS COMPAN | CC024789 | 06/13/2023 | ACCT# 115435453-1203867- | 401-7-731-341-000 | 3.75 |
| NEW MEXICO GAS COMPAN | CC024789 | 06/13/2023 | ACCT# 115435453-1203867- | 401-7-741-341-000 | 2.71 |
| NEW MEXICO GAS COMPAN | CC024789 | 06/13/2023 | ACCT# 115435453-1203867- | 401-7-751-341-000 | 8.64 |
| NEW MEXICO GAS COMPAN | CC024789 | 06/13/2023 | ACCT# 115435453-1203867- | 427-6-638-341-000 | 0.89 |
| Vendor NEW MEXICO GAS COMPANY INC Total: | | | | | 750.59 |
| Vendor: OLIVE TREE INVESTMENTS, LLC | | | | | |
| OLIVE TREE INVESTMENTS, L | CC024780 | 06/21/2023 | 110 E MESCALERO RD | 635-6-682-375-000 | 15,000.00 |
| Vendor OLIVE TREE INVESTMENTS, LLC Total: | | | | | 15,000.00 |
| Vendor: PERMIAN BASIN PETROLEUM ASSOC. | | | | | |
| PERMIAN BASIN PETROLEU | 22591 | 06/22/2023 | LPC RESEARCH SUPPORT | 401-6-611-260-000 | 25,000.00 |
| Vendor PERMIAN BASIN PETROLEUM ASSOC. Total: | | | | | 25,000.00 |
| Vendor: REGENTS OF NEW MEXICO STATE UNIVERSITY | | | | | |
| REGENTS OF NEW MEXICO S | 10880 | 06/01/2023 | CUST# CC00003497S/NMP2 | 401-6-625-224-000 | 150.00 |
| REGENTS OF NEW MEXICO S | 11406 | 06/01/2023 | CUST# CC00006514S | 401-7-741-224-000 | 75.00 |
| REGENTS OF NEW MEXICO S | 11407 | 06/01/2023 | CUST# CC00005758S | 401-7-741-224-000 | 75.00 |
| REGENTS OF NEW MEXICO S | 11627 | 06/08/2023 | CUST# CC00003646S | 401-7-741-224-000 | 350.00 |
| Vendor REGENTS OF NEW MEXICO STATE UNIVERSITY Total: | | | | | 650.00 |
| Vendor: ROOSEVELT COUNTY | | | | | |
| ROOSEVELT COUNTY | CH101 | 06/01/2023 | HOUSING FOR CCDC INMATE | 650-6-684-268-000 | 1,725.00 |
| Vendor ROOSEVELT COUNTY Total: | | | | | 1,725.00 |
| Vendor: ROSALBA HERNANDEZ | | | | | |
| ROSALBA HERNANDEZ | CC024767 | 06/20/2023 | NM CONF/FARMINTON 6/12 | 401-7-741-226-000 | 181.80 |
| Vendor ROSALBA HERNANDEZ Total: | | | | | 181.80 |
| Vendor: ROSWELL HOSPITAL CORPORATION | | | | | |
| ROSWELL HOSPITAL CORPOR | CC024770 | 06/12/2023 | ACCT# VAW06487 | 427-6-639-270-000 | 106.52 |
| Vendor ROSWELL HOSPITAL CORPORATION Total: | | | | | 106.52 |
| Vendor: SANTA FE COUNTY | | | | | |
| SANTA FE COUNTY | CHAV 5-2023 | 06/01/2023 | HOUSING INMATES FOR CC | 650-6-684-268-000 | 190.00 |
| Vendor SANTA FE COUNTY Total: | | | | | 190.00 |
| Vendor: SHAMROCK FOODS CO | | | | | |
| SHAMROCK FOODS CO | 27401774 | 06/20/2023 | DRY GOODS FOR JOY CENTE | 631-8-888-230-000 | 36,050.38 |
| Vendor SHAMROCK FOODS CO Total: | | | | | 36,050.38 |
| Vendor: STATE OF NM OF FINANCE | | | | | |
| STATE OF NM OF FINANCE | CC024795 | 06/01/2023 | SAFETY NET CARE POOL FUN | 427-6-639-271-000 | 333,884.87 |
| Vendor STATE OF NM OF FINANCE Total: | | | | | 333,884.87 |

Expense Approval Register

Packet: APPKT02606 - CHECK RUN 6/23/2023

| Vendor Name | Payable Number | Post Date | Description (Item) | Account Number | Amount |
|--|----------------|------------|----------------------------|-------------------|--------------------------|
| Vendor: THE FORD HOUSE, LLC | | | | | |
| THE FORD HOUSE, LLC | CC024798 | 06/14/2023 | REPAIRS TO UNIT 980/ SHERI | 401-7-752-221-000 | 2,554.27 |
| Vendor THE FORD HOUSE, LLC Total: | | | | | <u>2,554.27</u> |
| Vendor: THE MASTER'S TOUCH, LLC | | | | | |
| THE MASTER'S TOUCH, LLC | 86811 | 06/16/2023 | PRINTING DELINQUENT TAX | 401-7-741-252-000 | 1,103.04 |
| Vendor THE MASTER'S TOUCH, LLC Total: | | | | | <u>1,103.04</u> |
| Vendor: UNM HOSPITAL | | | | | |
| UNM HOSPITAL | CC024791 | 06/22/2023 | ACCT# S801139500205 | 427-6-639-270-000 | 12,862.37 |
| Vendor UNM HOSPITAL Total: | | | | | <u>12,862.37</u> |
| Vendor: VISUAL EDGE IT, INC | | | | | |
| VISUAL EDGE IT, INC | 34195934 | 06/05/2023 | ACCT# 016-1579071-000 | 432-7-761-251-000 | 224.17 |
| VISUAL EDGE IT, INC | 34256052 | 06/13/2023 | ACCT# 025-1777394-000 | 670-6-671-375-000 | 1,608.21 |
| VISUAL EDGE IT, INC | 34311766 | 06/21/2023 | ACCT# 016-1539862-000 | 670-6-671-375-000 | 138.71 |
| Vendor VISUAL EDGE IT, INC Total: | | | | | <u>1,971.09</u> |
| Grand Total: | | | | | <u><u>875,694.66</u></u> |

Fund Summary

| Fund | Expense Amount |
|---------------------------------|-------------------|
| 401 - GENERAL FUND | 103,664.92 |
| 402 - ROAD FUND | 161,137.95 |
| 412 - SIERRA VOLUNTEER FIRE FND | 32.55 |
| 427 - INDIGENT HOSPITAL CLAIMS | 375,763.09 |
| 432 - DWI GRANT FUNDS | 563.56 |
| 452 - FLOOD CONTROL | 2,923.63 |
| 631 - OTHER GRANTS & CONTRACTS | 39,229.93 |
| 635 - EMERGENCY/CAPITAL OUTLAY | 161,108.12 |
| 650 - DETENTION CONSTRUCTION PJ | 6,078.75 |
| 651 - ADMIN CENTER CONSTRUCTION | 23,445.24 |
| 670 - INTERNAL SERVICES | 1,746.92 |
| Grand Total: | 875,694.66 |

Account Summary

| Account Number | Account Name | Expense Amount |
|-------------------|-----------------------|----------------|
| 401-6-611-260-000 | PROFESSIONAL SERVICE | 25,000.00 |
| 401-6-612-341-000 | UTILITIES | 1.40 |
| 401-6-613-226-000 | MILEAGE REIMBURSEME | 346.68 |
| 401-6-613-341-000 | UTILITIES | 1.40 |
| 401-6-614-341-000 | UTILITIES | 1.40 |
| 401-6-616-341-000 | UTILITIES | 1.40 |
| 401-6-621-341-000 | UTILITIES | 2.80 |
| 401-6-622-341-000 | UTILITIES | 5.31 |
| 401-6-624-341-000 | UTILITIES | 6.42 |
| 401-6-625-224-000 | EMPLOYEE TRAINING | 150.00 |
| 401-6-625-341-000 | UTILITIES | 1.40 |
| 401-6-631-341-000 | UTILITIES | 2.89 |
| 401-6-632-341-000 | UTILITIES | 1.88 |
| 401-6-645-268-000 | CARE OF PRISONER SER | 49,275.00 |
| 401-6-691-341-000 | UTILITIES | 93.93 |
| 401-6-692-257-000 | FACILITY MAINTENANCE | 15,439.98 |
| 401-6-699-341-000 | UTILITIES | 30.71 |
| 401-7-721-341-000 | UTILITIES | 19.87 |
| 401-7-731-341-000 | UTILITIES | 11.78 |
| 401-7-741-224-000 | EMPLOYEE TRAINING | 500.00 |
| 401-7-741-226-000 | MILEAGE REIMBURSEME | 867.69 |
| 401-7-741-252-000 | PRINTING/PUBLISHING | 1,103.04 |
| 401-7-741-341-000 | UTILITIES | 8.53 |
| 401-7-751-267-000 | CONTRACTUAL SERVICES | 8,210.00 |
| 401-7-751-341-000 | UTILITIES | 27.14 |
| 401-7-752-221-000 | VEH/HVY EQUIP. REPAIR | 2,554.27 |
| 402-6-651-341-000 | UTILITIES | 37.14 |
| 402-6-653-104-000 | TEMPORARY SALARIES | 2,681.68 |
| 402-6-653-223-000 | VEHICLE FUELS | 25,346.68 |
| 402-6-653-225-000 | PER DIEM EXPENSE | 22.07 |
| 402-6-653-226-000 | MILEAGE REIMBURSEME | 43.76 |
| 402-6-653-230-000 | SUPPLIES/TOOLS | 226.00 |
| 402-6-653-251-000 | RENTALS | 2,670.85 |
| 402-6-653-290-000 | PAVING PROJECTS-COOP | 130,109.77 |
| 412-8-815-341-000 | UTILITIES | 32.55 |
| 427-6-638-226-000 | MILEAGE REIMBURSEME | 339.30 |
| 427-6-638-341-000 | UTILITIES | 2.89 |
| 427-6-639-270-000 | PAYMENT OF HOSPITAL | 16,574.08 |
| 427-6-639-271-000 | SAFETY NET CARE POOL | 333,884.87 |
| 427-6-639-273-000 | HEALTH CLINIC CLAIMS | 24,961.95 |
| 432-7-761-226-000 | MILEAGE REIMBURSEME | 339.39 |
| 432-7-761-251-000 | RENTALS | 224.17 |
| 452-8-832-223-000 | VEHICLE FUELS | 2,923.63 |
| 631-8-884-226-000 | MILEAGE REIMBURSEME | 3,179.55 |

Account Summary

| Account Number | Account Name | Expense Amount |
|-------------------|----------------------|-------------------|
| 631-8-888-230-000 | SUPPLIES | 36,050.38 |
| 635-6-682-231-000 | NON-EXPENDABLE SUPP | 146,108.12 |
| 635-6-682-375-000 | LEASE PURCHASES | 15,000.00 |
| 650-6-684-268-000 | HOUSING OF PRISONERS | 5,619.00 |
| 650-6-684-341-000 | UTILITIES | 459.75 |
| 651-6-682-381-000 | CONSTRUCTION PROJEC | 23,445.24 |
| 670-6-671-375-000 | LEASE PURCHASE PAYME | 1,746.92 |
| | Grand Total: | 875,694.66 |

Project Account Summary

| Project Account Key | Expense Amount |
|---------------------|-------------------|
| **None** | 875,694.66 |
| Grand Total: | 875,694.66 |





Expense Approval Register

Packet: APPKT02616 - CHECK RUN 6/30/2023

| Vendor Name | Payable Number | Post Date | Description (Item) | Account Number | Amount |
|--|----------------|------------|--------------------------|-------------------|-------------------|
| Vendor: ALLIED DIGITAL SECURITY LLC | | | | | |
| ALLIED DIGITAL SECURITY LL | 38108 | 06/26/2023 | INSTALLED MOTION SENSOR | 401-6-621-249-000 | 165.17 |
| ALLIED DIGITAL SECURITY LL | 38108 | 06/26/2023 | INSTALLED MOTION SENSOR | 631-8-889-372-000 | 239.81 |
| Vendor ALLIED DIGITAL SECURITY LLC Total: | | | | | 404.98 |
| Vendor: AMERICAN STEWARDS OF LIBERTY | | | | | |
| AMERICAN STEWARDS OF LI | 1266 | 06/22/2023 | CONSULTING SERVICES/END | 401-6-611-260-000 | 10,000.00 |
| Vendor AMERICAN STEWARDS OF LIBERTY Total: | | | | | 10,000.00 |
| Vendor: CARLSBAD MEDICAL CENTER, LLC | | | | | |
| CARLSBAD MEDICAL CENTER | CC024800 | 06/22/2023 | ACCT# 438943001 | 427-6-639-270-000 | 8,556.51 |
| CARLSBAD MEDICAL CENTER | CC024801 | 06/22/2023 | ACCT# 439011901 | 427-6-639-270-000 | 8,556.51 |
| Vendor CARLSBAD MEDICAL CENTER, LLC Total: | | | | | 17,113.02 |
| Vendor: CARRIE HARDY | | | | | |
| CARRIE HARDY | INV0010655 | 06/29/2023 | Thomas Ray/DM-2010-331 | 401-2-200-018-000 | 250.00 |
| Vendor CARRIE HARDY Total: | | | | | 250.00 |
| Vendor: CHALMERS FORD INC | | | | | |
| CHALMERS FORD INC | 690504 | 06/26/2023 | VIN# 1FD8X3HT8PEC64848 | 402-6-681-372-000 | 73,925.80 |
| Vendor CHALMERS FORD INC Total: | | | | | 73,925.80 |
| Vendor: CITY OF ROSWELL | | | | | |
| CITY OF ROSWELL | CC024814 | 06/28/2023 | ANNUAL ALLOCATION FY22- | 635-6-671-401-000 | 7,028.05 |
| Vendor CITY OF ROSWELL Total: | | | | | 7,028.05 |
| Vendor: COOPERATIVE EDUCATIONAL SVCS. | | | | | |
| COOPERATIVE EDUCATIONAL | 24-138641 | 06/23/2023 | REPAIR CIRCULATING PUMP | 401-6-692-257-000 | 1,995.35 |
| Vendor COOPERATIVE EDUCATIONAL SVCS. Total: | | | | | 1,995.35 |
| Vendor: DEANS, INC. | | | | | |
| DEANS, INC. | 577257 | 06/22/2023 | 2 WAY RADIOS/SPEAKER MIC | 402-6-653-231-000 | 477.00 |
| Vendor DEANS, INC. Total: | | | | | 477.00 |
| Vendor: DEERE CREDIT, INC | | | | | |
| DEERE CREDIT, INC | 2792552 | 06/17/2023 | ACCT# 030-0069875-000 | 402-6-653-251-000 | 3,549.69 |
| DEERE CREDIT, INC | 2792553 | 06/17/2023 | ACCT# 030-0069878-000 | 402-6-653-251-000 | 3,549.69 |
| Vendor DEERE CREDIT, INC Total: | | | | | 7,099.38 |
| Vendor: HOLLYFRONTIER CORP | | | | | |
| HOLLYFRONTIER CORP | 203163565 | 06/21/2023 | ACCT# 1100353 | 402-6-653-290-000 | 9,966.57 |
| HOLLYFRONTIER CORP | 203163566 | 06/21/2023 | ACCT# 1100353 | 402-6-653-290-000 | 12,759.99 |
| HOLLYFRONTIER CORP | 203178781 | 06/26/2023 | ACCT# 1100353 | 402-6-653-290-000 | 18,457.90 |
| HOLLYFRONTIER CORP | 203185462 | 06/27/2023 | ACCT# 1100353 | 402-6-653-290-000 | 18,684.02 |
| HOLLYFRONTIER CORP | 203185463 | 06/27/2023 | ACCT# 1100353 | 402-6-653-290-000 | 18,050.91 |
| HOLLYFRONTIER CORP | 203185464 | 06/27/2023 | ACCT# 1100353 | 402-6-653-290-000 | 17,613.76 |
| HOLLYFRONTIER CORP | 203185465 | 06/27/2023 | ACCT# 1100353 | 402-6-653-290-000 | 17,304.75 |
| Vendor HOLLYFRONTIER CORP Total: | | | | | 112,837.90 |
| Vendor: IMAGING ASSOCIATES OF NEW MEXICO, LLC | | | | | |
| IMAGING ASSOCIATES OF NE | CC024813 | 06/11/2023 | ACCT# V024670473ENMC | 427-6-639-270-000 | 116.28 |
| Vendor IMAGING ASSOCIATES OF NEW MEXICO, LLC Total: | | | | | 116.28 |
| Vendor: ITS QUEST, INC | | | | | |
| ITS QUEST, INC | 901179 | 06/28/2023 | TEMPS/ CARRILLO/SATTERFI | 402-6-653-104-000 | 1,375.22 |
| Vendor ITS QUEST, INC Total: | | | | | 1,375.22 |
| Vendor: JAMES, COOKE & HOBSON, INC | | | | | |
| JAMES, COOKE & HOBSON, I | 234064 | 06/21/2023 | PUMPS & EQUIP | 401-6-692-230-000 | 3,441.41 |
| JAMES, COOKE & HOBSON, I | 234064 | 06/21/2023 | PUMPS & EQUIP | 631-8-884-371-000 | 308.59 |
| Vendor JAMES, COOKE & HOBSON, INC Total: | | | | | 3,750.00 |

Expense Approval Register

Packet: APPKT02616 - CHECK RUN 6/30/2023

| Vendor Name | Payable Number | Post Date | Description (Item) | Account Number | Amount |
|---|----------------|------------|---------------------------|-------------------|------------------|
| Vendor: JOHNSON CONTROLS FIRE PROTECTION LP | | | | | |
| JOHNSON CONTROLS FIRE P | 23601566 | 06/28/2023 | FIRE SUPPRESSION INSPECTI | 401-6-691-267-000 | 859.90 |
| JOHNSON CONTROLS FIRE P | 23601647 | 06/28/2023 | FIRE SUPPRESSION INSPECTI | 401-6-692-267-000 | 859.90 |
| JOHNSON CONTROLS FIRE P | 23601698 | 06/28/2023 | FIRE SUPPRESSION INSPECTI | 401-6-691-267-000 | 410.74 |
| JOHNSON CONTROLS FIRE P | 51029537 | 06/28/2023 | QUARTERLY SPRINKLER INSE | 401-6-696-267-000 | 805.66 |
| Vendor JOHNSON CONTROLS FIRE PROTECTION LP Total: | | | | | 2,936.20 |
| Vendor: NEW MEXICO GAS COMPANY INC | | | | | |
| NEW MEXICO GAS COMPAN | CC024802 | 06/21/2023 | ACCT# 075706312-0781188- | 412-8-815-341-000 | 38.70 |
| Vendor NEW MEXICO GAS COMPANY INC Total: | | | | | 38.70 |
| Vendor: NEWMEX FUNERAL SERVICES INC | | | | | |
| NEWMEX FUNERAL SERVICE | 1810-202270 | 06/28/2023 | PERMIT# 4714 | 427-6-639-296-000 | 600.00 |
| Vendor NEWMEX FUNERAL SERVICES INC Total: | | | | | 600.00 |
| Vendor: NM RETIREE HEALTH CARE AUTHORITY | | | | | |
| NM RETIREE HEALTH CARE A | INV0010662 | 06/29/2023 | NM RETIREE HEALTH CARE P | 401-2-200-020-000 | 5,535.13 |
| NM RETIREE HEALTH CARE A | INV0010662 | 06/29/2023 | NM RETIREE HEALTH CARE P | 402-2-200-020-000 | 1,689.18 |
| NM RETIREE HEALTH CARE A | INV0010662 | 06/29/2023 | NM RETIREE HEALTH CARE P | 427-2-200-020-000 | 115.50 |
| NM RETIREE HEALTH CARE A | INV0010662 | 06/29/2023 | NM RETIREE HEALTH CARE P | 432-2-200-020-000 | 168.21 |
| NM RETIREE HEALTH CARE A | INV0010662 | 06/29/2023 | NM RETIREE HEALTH CARE P | 435-2-200-020-000 | 151.82 |
| NM RETIREE HEALTH CARE A | INV0010662 | 06/29/2023 | NM RETIREE HEALTH CARE P | 437-2-200-020-000 | 73.59 |
| NM RETIREE HEALTH CARE A | INV0010662 | 06/29/2023 | NM RETIREE HEALTH CARE P | 452-2-200-020-000 | 554.47 |
| NM RETIREE HEALTH CARE A | INV0010662 | 06/29/2023 | NM RETIREE HEALTH CARE P | 628-2-200-020-000 | 290.50 |
| NM RETIREE HEALTH CARE A | INV0010663 | 06/29/2023 | NM Retiree HealthCare Law | 401-2-200-020-000 | 3,152.34 |
| NM RETIREE HEALTH CARE A | INV0010673 | 06/27/2023 | NM RETIREE HEALTH CARE P | 401-2-200-020-000 | 3.77 |
| Vendor NM RETIREE HEALTH CARE AUTHORITY Total: | | | | | 11,734.51 |
| Vendor: QUADIENT FINANCE USA, INC | | | | | |
| QUADIENT FINANCE USA, IN | CC024815 | 06/21/2023 | ACCT # 7900044080967452 | 401-6-619-339-000 | 2,489.90 |
| Vendor QUADIENT FINANCE USA, INC Total: | | | | | 2,489.90 |
| Vendor: REGENTS OF NEW MEXICO STATE UNIVERSITY | | | | | |
| REGENTS OF NEW MEXICO S | 11644 | 06/19/2023 | CUST# CC00005976S | 432-7-762-224-000 | 225.00 |
| Vendor REGENTS OF NEW MEXICO STATE UNIVERSITY Total: | | | | | 225.00 |
| Vendor: SMITH ENGINEERING | | | | | |
| SMITH ENGINEERING | 54653 | 06/26/2023 | SURVEY OF ROAD STOCK PIL | 402-6-651-260-000 | 5,303.13 |
| Vendor SMITH ENGINEERING Total: | | | | | 5,303.13 |
| Vendor: STATE OF NEW MEXICO | | | | | |
| STATE OF NEW MEXICO | INV0010651 | 06/29/2023 | 000454540-MENDOZA | 401-2-200-018-000 | 132.92 |
| STATE OF NEW MEXICO | INV0010653 | 06/29/2023 | 000258710-LUERAS | 401-2-200-018-000 | 119.08 |
| STATE OF NEW MEXICO | INV0010654 | 06/29/2023 | 000434280-LUERAS | 401-2-200-018-000 | 140.77 |
| STATE OF NEW MEXICO | INV0010657 | 06/29/2023 | 000480470- SANCHEZ | 401-2-200-018-000 | 160.46 |
| STATE OF NEW MEXICO | INV0010658 | 06/29/2023 | 000207794- HUERTA | 402-2-200-018-000 | 189.69 |
| Vendor STATE OF NEW MEXICO Total: | | | | | 742.92 |
| Vendor: TEXAS CHILD SUPPORT SDU | | | | | |
| TEXAS CHILD SUPPORT SDU | INV0010652 | 06/29/2023 | 0013625446-COBOS | 401-2-200-018-000 | 327.23 |
| TEXAS CHILD SUPPORT SDU | INV0010656 | 06/29/2023 | 0009646845 MATTA,RAY | 435-2-200-011-000 | 276.92 |
| Vendor TEXAS CHILD SUPPORT SDU Total: | | | | | 604.15 |
| Vendor: TOWN OF HAGERMAN | | | | | |
| TOWN OF HAGERMAN | CC024803 | 06/20/2023 | ACCT# 670 | 401-7-751-341-000 | 82.88 |
| Vendor TOWN OF HAGERMAN Total: | | | | | 82.88 |
| Vendor: VISUAL EDGE IT, INC | | | | | |
| VISUAL EDGE IT, INC | 34288030 | 06/19/2023 | ACCT# 019-139217-000 | 401-6-631-251-000 | 153.72 |
| VISUAL EDGE IT, INC | 34337168 | 06/26/2023 | ACCT# 017-1663046-000 | 670-6-671-375-000 | 423.01 |
| VISUAL EDGE IT, INC | 34352011-1 | 06/27/2023 | ACCT# 015-1458792-000 | 401-6-624-251-000 | 324.69 |
| VISUAL EDGE IT, INC | 34352011 | 06/27/2023 | ACCT# 015-1458792-000 | 402-6-651-251-000 | 253.20 |
| Vendor VISUAL EDGE IT, INC Total: | | | | | 1,154.62 |
| Vendor: WELLPATH LLC | | | | | |
| WELLPATH LLC | INV0107282 | 06/29/2023 | PHARMACY CARE/ FY 23 | 427-6-639-268-000 | 7,325.91 |
| Vendor WELLPATH LLC Total: | | | | | 7,325.91 |

Expense Approval Register

Packet: APPKT02616 - CHECK RUN 6/30/2023

| Vendor Name | Payable Number | Post Date | Description (Item) | Account Number | Amount |
|----------------------------|----------------|------------|-------------------------|----------------------------------|------------|
| Vendor: WI PROPERTIES, LLC | | | | | |
| WI PROPERTIES, LLC | CC024812 | 06/01/2023 | RENTAL / UNDERGROUND ST | 401-6-621-267-000 | 500.00 |
| | | | | Vendor WI PROPERTIES, LLC Total: | 500.00 |
| | | | | Grand Total: | 270,110.90 |

Fund Summary

| Fund | Expense Amount |
|---------------------------------|-----------------------|
| 401 - GENERAL FUND | 31,911.02 |
| 402 - ROAD FUND | 203,150.50 |
| 412 - SIERRA VOLUNTEER FIRE FND | 38.70 |
| 427 - INDIGENT HOSPITAL CLAIMS | 25,270.71 |
| 432 - DWI GRANT FUNDS | 393.21 |
| 435 - CORRECTION GRANTS | 428.74 |
| 437 - ENVIRONMENTAL TAX | 73.59 |
| 452 - FLOOD CONTROL | 554.47 |
| 628 - PROPERTY VALUATION | 290.50 |
| 631 - OTHER GRANTS & CONTRACTS | 548.40 |
| 635 - EMERGENCY/CAPITAL OUTLAY | 7,028.05 |
| 670 - INTERNAL SERVICES | 423.01 |
| Grand Total: | 270,110.90 |

Account Summary

| Account Number | Account Name | Expense Amount |
|-----------------------|----------------------|-----------------------|
| 401-2-200-018-000 | CHILD ENFORCEMENT P | 1,130.46 |
| 401-2-200-020-000 | RETIREE H/C PAYABLE | 8,691.24 |
| 401-6-611-260-000 | PROFESSIONAL SERVICE | 10,000.00 |
| 401-6-619-339-000 | POSTAGE/FREIGHT | 2,489.90 |
| 401-6-621-249-000 | EQUIP MAINT/AGREEME | 165.17 |
| 401-6-621-267-000 | CONTRACTUAL SERVICES | 500.00 |
| 401-6-624-251-000 | RENTALS | 324.69 |
| 401-6-631-251-000 | RENTALS | 153.72 |
| 401-6-691-267-000 | CONTRACTUAL SERVICES | 1,270.64 |
| 401-6-692-230-000 | SUPPLIES | 3,441.41 |
| 401-6-692-257-000 | FACILITY MAINTENANCE | 1,995.35 |
| 401-6-692-267-000 | CONTRACTUAL SERVICES | 859.90 |
| 401-6-696-267-000 | CONTRACTUAL SERVICES | 805.66 |
| 401-7-751-341-000 | UTILITIES | 82.88 |
| 402-2-200-018-000 | CHILD ENFORCEMENT P | 189.69 |
| 402-2-200-020-000 | RETIREE H/C PAYABLE | 1,689.18 |
| 402-6-651-251-000 | RENTALS | 253.20 |
| 402-6-651-260-000 | PROFESSIONAL SERVICE | 5,303.13 |
| 402-6-653-104-000 | TEMPORARY SALARIES | 1,375.22 |
| 402-6-653-231-000 | NON-EXPENDABLE SUPP | 477.00 |
| 402-6-653-251-000 | RENTALS | 7,099.38 |
| 402-6-653-290-000 | PAVING PROJECTS-COOP | 112,837.90 |
| 402-6-681-372-000 | VEHICLES | 73,925.80 |
| 412-8-815-341-000 | UTILITIES | 38.70 |
| 427-2-200-020-000 | RETIREE H/C PAYABLE | 115.50 |
| 427-6-639-268-000 | CARE OF PRISONER SER | 7,325.91 |
| 427-6-639-270-000 | PAYMENT OF HOSPITAL | 17,229.30 |
| 427-6-639-296-000 | INDIGENT BURIAL | 600.00 |
| 432-2-200-020-000 | RETIREE H/C PAYABLE | 168.21 |
| 432-7-762-224-000 | EMPLOYEE TRAINING | 225.00 |
| 435-2-200-011-000 | MISCELLANEOUS PAYABL | 276.92 |
| 435-2-200-020-000 | RETIREE H/C PAYABLE | 151.82 |
| 437-2-200-020-000 | RETIREE H/C PAYABLE | 73.59 |
| 452-2-200-020-000 | RETIREE H/C PAYABLE | 554.47 |
| 628-2-200-020-000 | RETIREE H/C PAYABLE | 290.50 |
| 631-8-884-371-000 | EQUIPMENT/MACHINER | 308.59 |
| 631-8-889-372-000 | VEHICLES | 239.81 |
| 635-6-671-401-000 | ROSWELL - EMERGENCY | 7,028.05 |
| 670-6-671-375-000 | LEASE PURCHASE PAYME | 423.01 |
| Grand Total: | 270,110.90 | |

Project Account Summary

Project Account Key

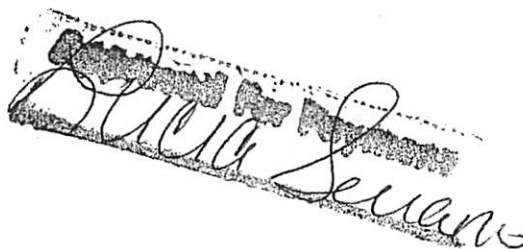
None

Expense Amount

270,110.90

Grand Total:

270,110.90

A handwritten signature in cursive script, reading "Alicia Swann", is written over a rectangular stamp. The stamp contains some illegible text and a grid pattern.

Local Budget Adjustment

June 2023

| <u>Account</u> | <u>Desc</u> | <u>Amount</u> |
|-------------------|----------------------------|---------------|
| 401-6-611-101-000 | Local Adjustment June 2023 | 483.00 |
| 401-6-611-231-000 | Local Adjustment June 2023 | 3538.00 |
| 401-6-612-106-000 | Local Adjustment June 2023 | 37.00 |
| 401-6-612-108-000 | Local Adjustment June 2023 | 78.00 |
| 401-6-612-109-000 | Local Adjustment June 2023 | 675.00 |
| 401-6-612-111-000 | Local Adjustment June 2023 | 86.00 |
| 401-6-612-224-000 | Local Adjustment June 2023 | 310.00 |
| 401-6-612-225-000 | Local Adjustment June 2023 | 909.00 |
| 401-6-612-230-000 | Local Adjustment June 2023 | 17.00 |
| 401-6-612-237-000 | Local Adjustment June 2023 | 274.00 |
| 401-6-612-340-000 | Local Adjustment June 2023 | 48.00 |
| 401-6-613-102-000 | Local Adjustment June 2023 | 1760.00 |
| 401-6-613-109-000 | Local Adjustment June 2023 | 78.00 |
| 401-6-613-111-000 | Local Adjustment June 2023 | 13.00 |
| 401-6-613-340-000 | Local Adjustment June 2023 | 61.00 |
| 401-6-614-224-000 | Local Adjustment June 2023 | 1799.00 |
| 401-6-614-227-000 | Local Adjustment June 2023 | 288.00 |
| 401-6-614-237-000 | Local Adjustment June 2023 | 72.00 |
| 401-6-619-267-000 | Local Adjustment June 2023 | 2511.00 |
| 401-6-621-102-000 | Local Adjustment June 2023 | 495.00 |
| 401-6-621-109-000 | Local Adjustment June 2023 | 51.00 |
| 401-6-621-111-000 | Local Adjustment June 2023 | 10.00 |
| 401-6-621-237-000 | Local Adjustment June 2023 | 58.00 |
| 401-6-621-267-000 | Local Adjustment June 2023 | 121.00 |
| 401-6-622-102-000 | Local Adjustment June 2023 | 4828.00 |
| 401-6-622-106-000 | Local Adjustment June 2023 | 5.00 |
| 401-6-622-108-000 | Local Adjustment June 2023 | 19.00 |
| 401-6-622-109-000 | Local Adjustment June 2023 | 640.00 |
| 401-6-622-111-000 | Local Adjustment June 2023 | 81.00 |
| 401-6-622-230-000 | Local Adjustment June 2023 | 1211.00 |
| 401-6-622-231-000 | Local Adjustment June 2023 | 14669.00 |
| 401-6-622-237-000 | Local Adjustment June 2023 | 52.00 |
| 401-6-622-340-000 | Local Adjustment June 2023 | 74.00 |
| 401-6-624-340-000 | Local Adjustment June 2023 | 281.00 |
| 401-6-625-102-000 | Local Adjustment June 2023 | 8124.00 |
| 401-6-625-106-000 | Local Adjustment June 2023 | 97.00 |
| 401-6-625-108-000 | Local Adjustment June 2023 | 416.00 |
| 401-6-625-230-000 | Local Adjustment June 2023 | 133.00 |
| 401-6-631-102-000 | Local Adjustment June 2023 | 2579.00 |
| 401-6-631-110-000 | Local Adjustment June 2023 | 1984.00 |
| 401-6-631-237-000 | Local Adjustment June 2023 | 21.00 |

| | | |
|-------------------|----------------------------|-------------|
| 401-6-631-339-000 | Local Adjustment June 2023 | 70.00 |
| 401-6-632-102-000 | Local Adjustment June 2023 | 732.00 |
| 401-6-632-106-000 | Local Adjustment June 2023 | 71.00 |
| 401-6-632-108-000 | Local Adjustment June 2023 | 306.00 |
| 401-6-632-230-000 | Local Adjustment June 2023 | 21.00 |
| 401-6-641-102-000 | Local Adjustment June 2023 | 1037.00 |
| 401-6-641-221-000 | Local Adjustment June 2023 | 110.00 |
| 401-6-641-224-000 | Local Adjustment June 2023 | 142.00 |
| 401-6-641-227-000 | Local Adjustment June 2023 | 367.00 |
| 401-6-641-237-000 | Local Adjustment June 2023 | 672.00 |
| 401-6-641-339-000 | Local Adjustment June 2023 | 134.00 |
| 401-6-642-102-000 | Local Adjustment June 2023 | (175898.00) |
| 401-6-642-105-000 | Local Adjustment June 2023 | 2162.00 |
| 401-6-642-248-000 | Local Adjustment June 2023 | 48.00 |
| 401-6-645-268-000 | Local Adjustment June 2023 | 10437.00 |
| 401-6-645-341-000 | Local Adjustment June 2023 | 141.00 |
| 401-6-672-426-000 | Local Adjustment June 2023 | 1.00 |
| 401-6-691-102-000 | Local Adjustment June 2023 | 1169.00 |
| 401-6-691-105-000 | Local Adjustment June 2023 | 2198.00 |
| 401-6-691-230-000 | Local Adjustment June 2023 | 6357.00 |
| 401-6-691-237-000 | Local Adjustment June 2023 | 68.00 |
| 401-6-691-260-000 | Local Adjustment June 2023 | 778.00 |
| 401-6-691-340-000 | Local Adjustment June 2023 | 1352.00 |
| 401-6-692-102-000 | Local Adjustment June 2023 | 2305.00 |
| 401-6-692-106-000 | Local Adjustment June 2023 | 38.00 |
| 401-6-692-110-000 | Local Adjustment June 2023 | 567.00 |
| 401-6-692-230-000 | Local Adjustment June 2023 | 616.00 |
| 401-6-692-340-000 | Local Adjustment June 2023 | 1016.00 |
| 401-6-693-341-000 | Local Adjustment June 2023 | 2744.00 |
| 401-6-694-230-000 | Local Adjustment June 2023 | 809.00 |
| 401-6-694-257-000 | Local Adjustment June 2023 | 219.00 |
| 401-6-696-230-000 | Local Adjustment June 2023 | 17779.00 |
| 401-6-699-230-000 | Local Adjustment June 2023 | 505.00 |
| 401-6-699-341-000 | Local Adjustment June 2023 | 56.00 |
| 401-7-721-101-000 | Local Adjustment June 2023 | 204.00 |
| 401-7-722-231-000 | Local Adjustment June 2023 | 439.00 |
| 401-7-723-101-000 | Local Adjustment June 2023 | 75.00 |
| 401-7-723-109-000 | Local Adjustment June 2023 | 5.00 |
| 401-7-723-111-000 | Local Adjustment June 2023 | 2.00 |
| 401-7-731-101-000 | Local Adjustment June 2023 | 204.00 |
| 401-7-731-237-000 | Local Adjustment June 2023 | 128.00 |
| 401-7-731-340-000 | Local Adjustment June 2023 | 125.00 |
| 401-7-732-102-000 | Local Adjustment June 2023 | 1803.00 |
| 401-7-732-106-000 | Local Adjustment June 2023 | 207.00 |
| 401-7-732-108-000 | Local Adjustment June 2023 | 887.00 |
| 401-7-732-109-000 | Local Adjustment June 2023 | 237.00 |
| 401-7-732-111-000 | Local Adjustment June 2023 | 37.00 |

| | | |
|-------------------|----------------------------|-----------|
| 401-7-732-230-000 | Local Adjustment June 2023 | 65.00 |
| 401-7-741-101-000 | Local Adjustment June 2023 | 204.00 |
| 401-7-741-102-000 | Local Adjustment June 2023 | 2667.00 |
| 401-7-741-237-000 | Local Adjustment June 2023 | 1.00 |
| 401-7-751-101-000 | Local Adjustment June 2023 | 214.00 |
| 401-7-751-102-000 | Local Adjustment June 2023 | 4757.00 |
| 401-7-751-106-000 | Local Adjustment June 2023 | 34.00 |
| 401-7-751-109-000 | Local Adjustment June 2023 | 10285.00 |
| 401-7-751-110-000 | Local Adjustment June 2023 | 2523.00 |
| 401-7-751-111-000 | Local Adjustment June 2023 | 54.00 |
| 401-7-751-221-000 | Local Adjustment June 2023 | 1588.00 |
| 401-7-751-237-000 | Local Adjustment June 2023 | 561.00 |
| 401-7-751-340-000 | Local Adjustment June 2023 | 387.00 |
| 401-7-752-105-000 | Local Adjustment June 2023 | 18831.00 |
| 401-7-752-106-000 | Local Adjustment June 2023 | 2314.00 |
| 401-7-752-221-000 | Local Adjustment June 2023 | 895.00 |
| 401-7-752-244-000 | Local Adjustment June 2023 | 198.00 |
| 401-7-752-319-000 | Local Adjustment June 2023 | 21954.00 |
| 402-6-651-102-000 | Local Adjustment June 2023 | 1043.00 |
| 402-6-651-111-000 | Local Adjustment June 2023 | 6.00 |
| 402-6-651-231-000 | Local Adjustment June 2023 | 404.00 |
| 402-6-651-340-000 | Local Adjustment June 2023 | 544.00 |
| 402-6-652-237-000 | Local Adjustment June 2023 | 125.00 |
| 402-6-653-226-000 | Local Adjustment June 2023 | 44.00 |
| 402-6-653-248-000 | Local Adjustment June 2023 | 3997.00 |
| 402-6-653-291-000 | Local Adjustment June 2023 | (6634.00) |
| 402-6-653-341-000 | Local Adjustment June 2023 | 471.00 |
| 408-8-812-221-000 | Local Adjustment June 2023 | 181.00 |
| 408-8-812-249-000 | Local Adjustment June 2023 | 526.00 |
| 408-8-812-341-000 | Local Adjustment June 2023 | 338.00 |
| 408-8-812-371-000 | Local Adjustment June 2023 | (1045.00) |
| 409-8-813-249-000 | Local Adjustment June 2023 | (798.00) |
| 409-8-813-341-000 | Local Adjustment June 2023 | 798.00 |
| 410-8-816-227-000 | Local Adjustment June 2023 | 1697.00 |
| 410-8-816-256-000 | Local Adjustment June 2023 | (1924.00) |
| 410-8-816-340-000 | Local Adjustment June 2023 | 227.00 |
| 411-8-814-237-000 | Local Adjustment June 2023 | 391.00 |
| 411-8-814-238-000 | Local Adjustment June 2023 | 67.00 |
| 411-8-814-249-000 | Local Adjustment June 2023 | 539.00 |
| 411-8-814-260-000 | Local Adjustment June 2023 | (1570.00) |
| 411-8-814-341-000 | Local Adjustment June 2023 | 573.00 |
| 412-8-815-221-000 | Local Adjustment June 2023 | 24827.00 |
| 412-8-815-227-000 | Local Adjustment June 2023 | 1026.00 |
| 412-8-815-230-000 | Local Adjustment June 2023 | 3703.00 |
| 412-8-815-249-000 | Local Adjustment June 2023 | 2063.00 |
| 412-8-815-256-000 | Local Adjustment June 2023 | 1130.00 |
| 412-8-815-341-000 | Local Adjustment June 2023 | 1346.00 |

| | | |
|-------------------|----------------------------|-------------|
| 412-8-815-372-000 | Local Adjustment June 2023 | (34095.00) |
| 413-8-818-260-000 | Local Adjustment June 2023 | (1337.00) |
| 413-8-818-341-000 | Local Adjustment June 2023 | 1337.00 |
| 414-8-819-319-000 | Local Adjustment June 2023 | (178.00) |
| 414-8-819-340-000 | Local Adjustment June 2023 | 178.00 |
| 425-8-829-253-001 | Local Adjustment June 2023 | 1471.00 |
| 425-8-829-372-000 | Local Adjustment June 2023 | (1471.00) |
| 427-6-638-225-000 | Local Adjustment June 2023 | 19.00 |
| 427-6-638-253-001 | Local Adjustment June 2023 | 3441.00 |
| 427-6-638-340-000 | Local Adjustment June 2023 | 13.00 |
| 427-6-639-268-000 | Local Adjustment June 2023 | 143163.00 |
| 427-6-639-270-000 | Local Adjustment June 2023 | (52976.00) |
| 427-6-639-272-000 | Local Adjustment June 2023 | 61820.00 |
| 427-6-639-273-000 | Local Adjustment June 2023 | (155480.00) |
| 430-7-753-225-000 | Local Adjustment June 2023 | (1.00) |
| 430-7-753-231-000 | Local Adjustment June 2023 | 1.00 |
| 431-7-754-108-000 | Local Adjustment June 2023 | (28.00) |
| 431-7-754-109-000 | Local Adjustment June 2023 | 46.00 |
| 431-7-754-110-000 | Local Adjustment June 2023 | 122.00 |
| 431-7-754-111-000 | Local Adjustment June 2023 | (140.00) |
| 432-7-761-102-000 | Local Adjustment June 2023 | 25852.00 |
| 432-7-761-109-000 | Local Adjustment June 2023 | 74.00 |
| 432-7-761-111-000 | Local Adjustment June 2023 | 12.00 |
| 432-7-761-224-000 | Local Adjustment June 2023 | 205.00 |
| 432-7-761-226-000 | Local Adjustment June 2023 | 30.00 |
| 432-7-761-267-000 | Local Adjustment June 2023 | (27040.00) |
| 432-7-765-102-000 | Local Adjustment June 2023 | 648.00 |
| 432-7-765-230-000 | Local Adjustment June 2023 | 25.00 |
| 432-7-765-231-000 | Local Adjustment June 2023 | 193.00 |
| 432-7-765-237-000 | Local Adjustment June 2023 | 1.00 |
| 437-6-628-253-001 | Local Adjustment June 2023 | 986.00 |
| 437-6-659-110-000 | Local Adjustment June 2023 | 2872.00 |
| 437-6-659-242-000 | Local Adjustment June 2023 | (4220.74) |
| 437-6-659-341-000 | Local Adjustment June 2023 | 362.74 |
| 442-6-661-100-000 | Local Adjustment June 2023 | (57331.00) |
| 442-6-661-253-000 | Local Adjustment June 2023 | 3226.00 |
| 442-6-661-299-000 | Local Adjustment June 2023 | 54105.00 |
| 452-8-832-221-000 | Local Adjustment June 2023 | 3634.00 |
| 452-8-832-230-000 | Local Adjustment June 2023 | 3329.00 |
| 452-8-832-237-000 | Local Adjustment June 2023 | (8014.00) |
| 452-8-832-267-000 | Local Adjustment June 2023 | 529.00 |
| 452-8-832-277-000 | Local Adjustment June 2023 | 347.00 |
| 452-8-832-340-000 | Local Adjustment June 2023 | 175.00 |
| 628-7-733-372-000 | Local Adjustment June 2023 | (9610.00) |
| 628-7-733-102-000 | Local Adjustment June 2023 | 9610.00 |
| 631-8-872-225-000 | Local Adjustment June 2023 | 1.00 |
| 631-8-872-231-000 | Local Adjustment June 2023 | 54370.00 |

| | | |
|-------------------|----------------------------|------------|
| 631-8-884-230-000 | Local Adjustment June 2023 | 107.00 |
| 631-8-886-230-000 | Local Adjustment June 2023 | 248.00 |
| 631-8-886-260-000 | Local Adjustment June 2023 | (54726.00) |
| 635-6-671-409-000 | Local Adjustment June 2023 | 46367.00 |
| 635-6-682-381-100 | Local Adjustment June 2023 | (46367.00) |
| 650-6-684-224-000 | Local Adjustment June 2023 | (3500.00) |
| 650-6-684-225-000 | Local Adjustment June 2023 | 1210.00 |
| 650-6-684-226-000 | Local Adjustment June 2023 | 172.00 |
| 650-6-684-227-000 | Local Adjustment June 2023 | (5262.00) |
| 650-6-684-228-000 | Local Adjustment June 2023 | 163.00 |
| 650-6-684-231-000 | Local Adjustment June 2023 | 1233.00 |
| 650-6-684-234-000 | Local Adjustment June 2023 | 12731.00 |
| 650-6-684-238-000 | Local Adjustment June 2023 | (12850.00) |
| 650-6-684-251-000 | Local Adjustment June 2023 | 568.00 |
| 650-6-684-253-001 | Local Adjustment June 2023 | 32631.00 |
| 650-6-684-264-000 | Local Adjustment June 2023 | (36350.00) |
| 650-6-684-268-000 | Local Adjustment June 2023 | 17130.00 |
| 650-6-684-314-000 | Local Adjustment June 2023 | (7200.00) |
| 650-6-684-341-000 | Local Adjustment June 2023 | 18824.00 |
| 650-6-685-371-000 | Local Adjustment June 2023 | (19500.00) |

June 2023 PCard Report

| Account | Department | Item Total |
|-----------------|---------------------------------|-------------|
| 401-6-611 Total | Commissioners | \$7,129.32 |
| 401-6-612 Total | County Manager | \$124.76 |
| 401-6-613 Total | Human Resources | \$2,556.92 |
| 401-6-614 Total | Safety | \$1,262.32 |
| 401-6-616 Total | Fire & Emergency Services | \$120.57 |
| 401-6-619 Total | Working Capital | \$170.97 |
| 401-6-621 Total | Public Works | \$458.53 |
| 401-6-622 Total | Information Technology | \$40,761.53 |
| 401-6-624 Total | Planning & Zoning | \$1,789.88 |
| 401-6-625 Total | Purchasing | \$2,089.67 |
| 401-6-631 Total | Finance Dept | \$360.64 |
| 401-6-632 Total | Community Development | \$139.77 |
| 401-6-641 Total | Detention Administration | \$2,303.91 |
| 401-6-642 Total | Adult Detention | \$111.27 |
| 401-6-645 Total | Juvenile CCJD | \$874.01 |
| 401-6-691 Total | Facility Maintenance | \$5,161.36 |
| 401-6-692 Total | Courthouse Maintenance | \$4,817.13 |
| 401-6-693 Total | Facility Maint. Health Dept. | \$709.44 |
| 401-6-694 Total | Facility Maint. CC Road Dept. | \$592.78 |
| 401-6-696 Total | Operating Exp - CCDC | \$7,209.63 |
| 401-6-699 Total | St. Mary Complex | \$1,131.32 |
| 401-7-721 Total | Clerk Admin | \$2,013.63 |
| 401-7-722 Total | Clerk Bureau Elec. | \$91.55 |
| 401-7-731 Total | Assessor Admin | \$1,769.29 |
| 401-7-732 Total | Assessor Appraisal | \$218.36 |
| 401-7-741 Total | Treasurer Dept. | \$1,085.90 |
| 401-7-751 Total | Sheriff Admin | \$33,489.91 |
| 401-7-752 Total | Sheriff Patrol & Investigation | \$1,257.59 |
| 402-6-651 Total | Road Admin | \$2,982.92 |
| 402-6-652 Total | Road Shop | \$7,393.90 |
| 402-6-653 Total | Road Construction & Maintenance | \$41,359.85 |
| 402-6-654 Total | Road Vector Control | \$2,477.49 |
| 407-8-811 Total | Dunken FD | \$520.50 |
| 408-8-812 Total | East Grand Plains FD | \$736.94 |
| 409-8-813 Total | Penasco FD | \$1,866.66 |
| 410-8-816 Total | Midway FD | \$6,181.61 |
| 411-8-814 Total | Berrendo FD | \$3,831.75 |
| 412-8-815 Total | Sierra FD | \$35,874.04 |
| 413-8-818 Total | Rio Felix FD | \$1,728.93 |
| 414-8-819 Total | Fire District #8 | \$212.87 |
| 427-6-638 Total | Indigent | \$437.04 |
| 432-7-761 Total | DWI | \$707.42 |
| 432-7-765 Total | DWI | \$237.40 |
| 452-8-832 Total | Flood Dept. | \$12,444.08 |

June 2023 PCard Report

| | | |
|------------------------|---------------------------|--------------|
| 620-7-725 Total | Clerk | \$3,223.17 |
| 628-7-733 Total | Assessor | \$28.73 |
| 631-8-888 Total | Other Grant's & Contracts | \$11,788.25 |
| 650-6-684 Total | CCDC Construction Fund | \$5,504.20 |
| 670-6-671 Total | Internal Services | \$6,350.35 |
| Grand Total | | \$265,690.06 |

Purchasing Bid/RFP/SS/Emergency Register

FY24 BIDS

| ITB # | Description | Advertise | Open | Project Manager | Status |
|----------|----------------------|-----------|------|-----------------|-----------------------------|
| ITB-24-1 | Public Health Office | TBD | TBD | Mac Rodgers | <i>Pending documents...</i> |
| ITB-24-2 | PVRCC Construction | TBD | TBD | Mac Rodgers | <i>Pending documents...</i> |
| | | | | | |
| | | | | | |

FY24 RFPS

| RFP # | Description | Advertise | Open | Project Manager | Status |
|-------|-------------|-----------|------|-----------------|--------|
| | | | | | |
| | | | | | |
| | | | | | |
| | | | | | |

FY24 Sole Source

| SS # | Description | Posted | Awarded | Amount |
|---------|--------------------------------------|----------|-------------------------|-------------------------|
| SS-24-1 | Tyler Technologies | 06/06/23 | 07/07/23 | Est. \$300,000 annually |
| SS-24-2 | WINGS for L.I.F.E | 05/22/23 | 06/23/23 | \$28,050.00 |
| SS-24-3 | CASA-Gender Specific Program | 05/22/23 | 06/23/23 | \$15,840.00 |
| SS-24-4 | CASA - Alternative Education Program | 05/22/23 | 06/23/23 | \$36,000.00 |
| SS-24-5 | CASA - Court Youth Advocacy Program | 05/22/23 | 06/23/23 | \$56,000.00 |
| SS-24-6 | Jail Management System | 07/05/23 | <i>Pending award...</i> | \$42,000.00 |
| | | | | |
| | | | | |

FY24 Emergency

| EM # | Description | Contractor | Posted | Amount |
|---------|-------------------------|------------|------------|------------|
| EM-24-1 | Inmate Medical Services | <i>TBD</i> | <i>TBD</i> | <i>TBD</i> |
| | | | | |
| | | | | |

FY24 Quotes over \$30k

| | Description | Contractor | Amount | Awarded |
|--|-------------|------------|--------|---------|
| | | | | |
| | | | | |
| | | | | |
| | | | | |

COUNTY MANAGER

Bill Williams
PO Box 1817
Roswell, NM 88202-1817
575-624-6602
FAX 575-624-6631
Email:
bill.williams@chavescounty.gov



COMMISSIONERS

- Dara Dana > District 1
- T. Calder Ezzell Jr. > District 2
- Jeff Bilberry > District 3
- Richard C. Taylor > District 4
- Michael J. Perry > District 5

Chaves County Clerk

Summary Report

06/01/2023-06/30/2023

| | |
|--------------------------------------|---------------------|
| CLERK FEES (EQUIPMENT) | \$ 4,970.00 |
| GEN CLERK'S FEES | \$ 16,911.50 |
| LIQUOR LICENSE | \$ 750.00 |
| CHILDREN'S TRUST FUND | \$ 585.00 |
| PROBATE | \$ 731.85 |
| PHOTOCOPIES..... | \$ 375.00 |
| GOVT GROSS RECEIPTS TAX | \$ - |
| TOTAL AMOUNT: | \$24,323.35 |
| TOTAL DOCUMENTS FILED | 753 |
| NEW MARRIAGE LICENSES | 39 |
| NEW PROBATES | 18 |
| NEW SURVEYS | 8 |
| NEW PLATS | 7 |
| VOTER CHANGES | 126 |
| NEW REGISTRANTS | 101 |
| REPUBLICANS | 17120 |
| DEMOCRATS | 8744 |
| LIBERTARIANS | 363 |
| OTHER | 7251 |

CCSO Mileage Report
JUNE, 2023

| Unit # | Year | Make | Model | Assigned to | Mileage Beg. | Mileage End | Total |
|--------|------|-------|----------------|---------------------------|--------------|-------------|-------|
| 900 | 2013 | Ford | Taurus | Spare | 161,774 | 161,774 | 0 |
| 901 | 2016 | Ford | F-250 Crew Cab | Spare-Damaged County Yard | 135,512 | 135,512 | 0 |
| 902 | 2009 | Ford | F-150 | Spare-Damaged County Yard | 195,328 | 195,328 | 0 |
| 903 | 2014 | Ford | F-150 | Serna, Jimmy | 145,736 | 145,736 | 0 |
| 905 | 2017 | Ford | F-150 | Spare | 102,811 | 102,811 | 0 |
| 907 | 2011 | Ford | F-250 Crew Cab | Spare | 230,916 | 230,916 | 0 |
| 908 | 2013 | Ford | Taurus | Ramirez, Giovanni | 164,698 | 165,062 | 364 |
| 909 | 2019 | Ford | F-150 | Pineda, Anthony | 60,874 | 62,430 | 1556 |
| 910 | 2014 | Ford | F-150 4x4 | Spare | 129,926 | 129,926 | 0 |
| 911 | 2016 | Ford | Expedition 4x4 | Spare- | 107,858 | 107,858 | 0 |
| 913 | 2016 | Ford | Expedition 4x4 | Parmer, Jeremy | 95,950 | 97,064 | 1114 |
| 914 | 2018 | Ford | Taurus | Spare-Damaged County Yard | 75,269 | 75,269 | 0 |
| 915 | 2008 | Dodge | Charger | Ramos, Raul | 108,451 | 108,704 | 253 |
| 916 | 2018 | Ford | Explorer | Beagles-Clark, Amanda | 110,319 | 111,388 | 1069 |
| 917 | 2018 | Ford | Explorer | Wrecked | 87,987 | 87,987 | 0 |
| 918 | 2006 | Ford | Van | Transport Van | 121,653 | 121,688 | 35 |
| 919 | 2009 | Ford | Crown Victoria | Spare-Damaged County Yard | 128,383 | 128,383 | 0 |
| 920 | 2008 | Ford | Crown Victoria | CID Spare Broken Odometer | 91,880 | 91,880 | 0 |
| 922 | 2018 | Ford | Explorer | Kennard, Gauge K-9 Cage | 87,526 | 89,389 | 1863 |
| 923 | 2005 | Ford | F-150 | Serrano, Agustin | 140,668 | 142,040 | 1372 |
| 924 | 2008 | Ford | Crown Victoria | Spare-Damaged County Yard | 128,335 | 128,335 | 0 |
| 925 | 2018 | Ford | Explorer | Wrecked | 58,652 | 58,652 | 0 |
| 928 | 2010 | Dodge | Van | Transport-County Yard | 158,931 | 158,931 | 0 |
| 929 | 2013 | Ford | Explorer | Spare Academy vehicle | 93,299 | 93,299 | 0 |
| 930 | 2014 | Ford | Taurus | Perez, Agustin | 68,800 | 69,165 | 365 |
| 931 | 2008 | Ford | Crown Victoria | Spare-Damaged County Yard | 122,139 | 122,139 | 0 |
| 933 | 2017 | Ford | Explorer | De La Cerda, Nathaniel | 122,415 | 125,590 | 3175 |
| 934 | 2017 | Ford | Explorer | Spare | 143,002 | 143,002 | 0 |
| 935 | 2017 | Ford | Explorer | White, John | 138,105 | 140,504 | 2399 |
| 937 | 2015 | Chevy | Caprice | Spare-Damaged County Yard | 98,286 | 98,286 | 0 |
| 939 | 2015 | Chevy | Caprice | Spare-Damaged County Yard | 95,457 | 95,457 | 0 |
| 940 | 2010 | Ford | F-150 | Spare | 185,190 | 185,987 | 797 |
| 941 | 2014 | Ford | Taurus | Spare | 119,858 | 119,858 | 0 |
| 942 | 2008 | Chevy | Caprice | Spare | 117,428 | 117,428 | 0 |
| 943 | 2014 | Ford | Taurus | Spare-Damaged County Yard | 103,151 | 103,151 | 0 |
| 944 | 2014 | Ford | Taurus | Spare | 109,239 | 109,348 | 109 |
| 945 | 2014 | Ford | Taurus | Spare-Damaged County Yard | 137,976 | 137,976 | 0 |
| 946 | 2014 | Ford | Taurus | Villarreal, PJ | 150,476 | 151,661 | 1185 |
| 947 | 2013 | Chevy | Tahoe | Spare-Damaged County Yard | 66,287 | 66,287 | 0 |
| 948 | 2011 | Ford | Crown Victoria | Spare | 128,256 | 128,256 | 0 |
| 951 | 2010 | Ford | Crown Victoria | McDaniel, Dallas | 107,970 | 107,970 | 0 |
| 952 | 2010 | Ford | Expedition | Spare-Damaged County Yard | 140,599 | 140,599 | 0 |
| 953 | 2010 | Ford | Expedition | Spare-Damaged County Yard | 128,040 | 128,040 | 0 |
| 955 | 2013 | Ford | Focus | CID Spare-Civilian | 96,058 | 96,058 | 0 |
| 956 | 2014 | Ford | Taurus | Padilla, Olivia | 143,744 | 144,127 | 383 |
| 957 | 2014 | Ford | Taurus | Spare | 142,777 | 142,777 | 0 |
| 960 | 2007 | Ford | Crown Victoria | Spare | 117,120 | 117,120 | 0 |

| | | | | | | | |
|---------------|------|-------|--------------|---------------------------|---------|---------|--------------|
| 961 | 2018 | Ford | Van | Transport | 31,186 | 31,642 | 456 |
| 962 | 2015 | Dodge | Caravan | Transport | 155,318 | 155,712 | 394 |
| 966 | 2020 | Ford | F-150 | Ray, Mike | 17,115 | 17,568 | 453 |
| 967 | 2019 | Ford | F-150 | Dictson, Daniel | 72,027 | 74,574 | 2,547 |
| 968 | 2019 | Ford | F-150 | Nava, Isaac | 30,370 | 32,208 | 1,838 |
| 969 | 2019 | Ford | F-150 | Hendrix, Scott | 26,702 | 29,228 | 2,526 |
| 970 | 2019 | Ford | F-150 | Delgado, Ricardo | 44,184 | 46,041 | 1,857 |
| 971 | 2019 | Ford | F-150 | Thompson, Justin | 49,187 | 53,017 | 3,830 |
| 977 | 2019 | Ford | F-150 | Silvas, Pedro | 92,411 | 94,780 | 2369 |
| 978 | 2019 | Ford | F-150 | Spare | 61,276 | 62,862 | 1586 |
| 979 | 2020 | Ford | F-150 | Conklin, Benjamin | 68,118 | 69,903 | 1,785 |
| 980 | 2020 | Ford | F-150 | Sanchez, K County Yard | 62,347 | 62,347 | 0 |
| 981 | 2020 | Ford | F-150 | Lueras, Sam | 69,098 | 69,098 | 0 |
| 982 | 2020 | Ford | F-150 | Smoyer, Joel | 65,857 | 68,853 | 2,996 |
| 983 | 2020 | Ford | F-150 | Sanchez, Kim | 64,847 | 67,343 | 2,496 |
| 985 | 2020 | Dodge | Caravan | Transport | 41,870 | 41,889 | 19 |
| 989 | 2011 | Chevy | Tahoe | Spare-Damaged County Yard | 156,816 | 156,816 | 0 |
| 994 | 2020 | Ford | F-150 | Avalos, Jacob | 59,218 | 60,044 | 826 |
| 995 | 2020 | Ford | F-150 | Martinez, Joshua | 58,662 | 60,677 | 2,015 |
| 996 | 2020 | Ford | F-150 | Cobos, Isaac | 63,860 | 65,384 | 1,524 |
| 997 | 2020 | Ford | F-150 | McKelvey, Josh | 57,941 | 59,502 | 1,561 |
| 998 | 2007 | Ford | Fusion | Bell, Sarah | 35,198 | 36,009 | 811 |
| 999 | | Ford | F-550 Diesel | Crime Scene Truck | 217,877 | 217,877 | 0 |
| 1000 | 2021 | Chevy | Silverado | Herrington, Mike | 11,827 | 12,842 | 1,015 |
| 1001 | 2021 | Chevy | Silverado | Yslas, Charles | 16,415 | 16,895 | 480 |
| 1002 | 2021 | Chevy | Silverado | Drake, Charles | 18,662 | 19,185 | 523 |
| 1004 | 2021 | Chevy | Tahoe | Sanchez, Jacob | 15,088 | 16,815 | 1,727 |
| 1005 | 2017 | Ford | Explorer | Hardy, Travis | 162,765 | 163,085 | 320 |
| 1008 | 2022 | Ford | F-150 | Salas, Andres | 2,115 | 3,533 | 1,418 |
| 1009 | 2022 | Ford | F-150 | Cassidy, Maria | 665 | 745 | 80 |
| 1010 | 2022 | Ford | F-150 | Hohle, Doug | 1,595 | 2,318 | 723 |
| TOTAL: | | | | | | | 54214 |

****Spare maybe in use due to Assigned Units in the Shop for repairs**

Sheriff's Office
CHAVES COUNTY

#1 Saint Mary's Place
P.O. Box 1396
Roswell, New Mexico 88203
(575) 624-6500

Mike Herrington, Sheriff

Sheriff's Monthly Statistics Report
June 2023

Total Number of Arrests: 78
Adult: 78
Juvenile: 0


Total Number of DWI's: 15

Total Number of Arrest Citations: 3
Adult: 2
Juvenile: 1

Total Number of Non-Traffic Citations: 0
Total Number of Traffic Citations: 120
Total Number of Warning Traffic Citations: 5

Total Number of Accident Reports: 29

**CHAVES COUNTY
ROAD DEPARTMENT**
1505 East Brasher Road
Roswell, New Mexico 88203
Phone: 575-624-6610
Fax: 575-627-4360



COMMISSIONERS
Dara Dana · District 1
T. Calder Ezzell Jr. · District 2
Jeff Bilberry · District 3
Richard C. Taylor · District 4
Michael Perry · District 5

Road Operations Director
Joe E. West


County Manager
Bill Williams

MAY 2023 - updated with fuel costs

| | | |
|------------------------------------|----------|--------------|
| MAN-HOURS | 7,604.00 | |
| MANPOWER COST | | \$258,821.10 |
| MAN-HOURS ON ROAD PROJECTS | 5,723.25 | |
| MANPOWER COST ON ROAD PROJECTS | | \$197,571.56 |
| MILES BLADED | 122.20 | |
| VEHICLE MILEAGE and OFF-ROAD HOURS | 4,489.10 | |
| VEHICLE AND EQUIPMENT COSTS | | \$168,388.39 |
| GALLONS WATER HAULED | 173,300 | |
| COST OF CITY WATER | | \$693.20 |
| COST OF PRIVATE BILLED WATER | | \$0.00 |
| MATERIAL USED (cubic yards) | | |
| CHIPS USED ON ROAD PROJECTS | 230.00 | \$5,332.50 |
| BASE COURSE USED ON ROAD PROJECTS | 630.00 | \$2,104.20 |
| COLD MIX USED ON ROAD PROJECTS | 16.20 | \$1,498.50 |
| FINES USED ON ROAD PROJECTS | 0.00 | \$0.00 |
| MILLINGS | 0.00 | \$0.00 |
| PIT RUN USED ON ROAD PROJECTS | 120.00 | \$720.00 |
| RIP RAP USED ON ROAD PROJECTS | 0.00 | \$0.00 |
| ROAD OIL | | \$56,806.13 |
| DEMURRAGE | | \$0.00 |
| GAS (gallons) | 1,633.80 | \$4,709.81 |
| DIESEL (gallons) | 4,777.50 | \$14,406.35 |
| GAS - Dunken (gallons) | 316.70 | \$908.85 |
| DIESEL - Dunken (gallons) | 388.50 | \$1,381.80 |
| COST OF ROADWORK | | \$454,521.29 |
| COST OF SOLID WASTE | | \$13,708.00 |

JOE E. WEST
ROAD OPERATIONS DIRECTOR

**CHAVES COUNTY
ROAD DEPARTMENT**
1505 East Brasher Road
Roswell, New Mexico 88203
Phone: 575-624-6610
Fax: 575-627-4360



COMMISSIONERS
Dara Dana · District 1
T. Calder Ezzell Jr. · District 2
Jeff Bilberry · District 3
Richard C. Taylor · District 4
Michael Perry · District 5

Road Operations Director
Joe E. West

County Manager
Bill Williams

June 2023

| | | |
|------------------------------------|------------|--------------|
| MAN-HOURS | 6,444.00 | |
| MANPOWER COST | | \$220,835.40 |
| MAN-HOURS ON ROAD PROJECTS | 5,201.25 | |
| MANPOWER COST ON ROAD PROJECTS | | \$182,891.33 |
| MILES BLADED | 87.15 | |
| VEHICLE MILEAGE and OFF-ROAD HOURS | 3,883.00 | |
| VEHICLE AND EQUIPMENT COSTS | | \$144,423.00 |
| GALLONS WATER HAULED | 110,475.00 | |
| COST OF CITY WATER | | \$427.90 |
| COST OF PRIVATE BILLED WATER | | \$0.00 |
| MATERIAL USED (cubic yards) | | |
| CHIPS USED ON ROAD PROJECTS | 1,770.00 | \$42,002.10 |
| BASE COURSE USED ON ROAD PROJECTS | 0.00 | \$0.00 |
| COLD MIX USED ON ROAD PROJECTS | 20.00 | \$1,850.00 |
| FINES USED ON ROAD PROJECTS | 0.00 | \$0.00 |
| MILLINGS | 0.00 | \$0.00 |
| PIT RUN USED ON ROAD PROJECTS | 0.00 | \$0.00 |
| RIP RAP USED ON ROAD PROJECTS | 0.00 | \$0.00 |
| ROAD OIL | | \$281,830.62 |
| DEMURRAGE | | \$0.00 |
| GAS (gallons) | 1620.40 | \$4,073.01 |
| DIESEL (gallons) | 3317.60 | \$9,307.84 |
| GAS - Dunken (gallons) | 279.50 | \$755.94 |
| DIESEL - Dunken (gallons) | 257.50 | \$876.69 |
| COST OF ROADWORK | | \$668,438.44 |
| COST OF SOLID WASTE | | \$13,161.22 |

JOE E. WEST
ROAD OPERATIONS DIRECTOR