

VENDOR SEQUENCE

VENDOR	ITEM NO#	DESCRIPTION	BANK	CHECK	STAT	DUE DT	DISC DT	GROSS BALANCE	PAYMENT DISCOUNT	OUTSTANDING
I	CC005790-1	BYPASS @ POE G/L ACCOUNT 402 6-653-243-000	AP		R	1/25/2013		36.44 36.44	36.44CR	
		HIGHWAY LIGHTS 2002					36.44	ACCT.#54-3943686-9		
I	CC005791-1	EGP F.D. #1 & 2 G/L ACCOUNT 408 8-812-341-000	AP		R	1/25/2013		192.55 192.55	192.55CR	
		UTILITIES 408 8-812-341-000					105.60	ACCT.#54-3943725-7		
		UTILITIES					86.95	ACCT.#54-7497040-6		
		VENDOR TOTALS		REG. CHECK				8,124.72 8,124.72	8,124.72CR 0.00	0.00

01-688 STATE OF NEW MEXICO

I	C03201301237399	C Childress/Cause# 00011106 G/L ACCOUNT 401 2-200-018-000	AP		R	1/20/2013		71.08 71.08	71.08CR	
		CHILD ENFORCEMENT PAYABLE					71.08	C Childress/Cause# 000111063		
I	C05201301237399	C Vega/Cause# 172796 G/L ACCOUNT 401 2-200-018-000	AP		R	1/20/2013		51.96 51.96	51.96CR	
		CHILD ENFORCEMENT PAYABLE					51.96	C Vega/Cause# 172796		
I	C18201301237399	A.Perez/Cause# 165742 G/L ACCOUNT 401 2-200-018-000	AP		R	1/20/2013		181.38 181.38	181.38CR	
		CHILD ENFORCEMENT PAYABLE					181.38	A.Perez/Cause# 165742		
I	C38201301237399	S Ouillette/000085580 G/L ACCOUNT 401 2-200-018-000	AP		R	1/20/2013		201.23 201.23	201.23CR	
		CHILD ENFORCEMENT PAYABLE					201.23	S Ouillette/000085580		
I	C50201301237399	A.PADILLA/CASEID 000017516 G/L ACCOUNT 401 2-200-018-000	AP		R	1/20/2013		85.27 85.27	85.27CR	
		CHILD ENFORCEMENT PAYABLE					85.27	A.PADILLA/CASEID 000017516		
I	C53201301237399	C.MEREDITH/ID 000280679 G/L ACCOUNT 401 2-200-018-000	AP		R	1/20/2013		61.85 61.85	61.85CR	
		CHILD ENFORCEMENT PAYABLE					61.85	C.MEREDITH/ID 000280679		
I	C54201301237399	K.VALENTINE/CASE ID# 000323 G/L ACCOUNT 401 2-200-018-000	AP		R	1/20/2013		130.15 130.15	130.15CR	
		CHILD ENFORCEMENT PAYABLE					130.15	K.VALENTINE/CASE ID# 000323900		
		VENDOR TOTALS		REG. CHECK				782.92 782.92	782.92CR 0.00	0.00

VENDOR SEQUENCE

VENDOR	ITEM NO#	DESCRIPTION	BANK	CHECK	STAT	DUE DT	DISC DT	GROSS BALANCE	PAYMENT DISCOUNT	OUTSTANDING
-----										
01-5984	SUPERIOR AMBULANCE									
I	CC005809	NOV. 2012/IHC G/L ACCOUNT 427 6-639-270-000	AP		R	1/25/2013		1,589.57 1,589.57	1,589.57CR	
		PAYMENT OF HOSPITAL CLAIMS					1,589.57	HEALTH CARE PAYMENT		
I	CC005810	DEC. 2012/IHC G/L ACCOUNT 427 6-639-270-000	AP		R	1/25/2013		723.92 723.92	723.92CR	
		PAYMENT OF HOSPITAL CLAIMS					723.92	HEALTH CARE PAYMENT		
		VENDOR TOTALS	REG. CHECK					2,313.49 2,313.49	2,313.49CR 0.00	0.00
-----										

01-4733 TEXAS CHILD SUPPORT SDU										
I	C12201301237399	AG# 0012436698/Cause#CC-22, AP G/L ACCOUNT 401 2-200-018-000	AP		R	1/20/2013		158.31 158.31	158.31CR	
		CHILD ENFORCEMENT PAYABLE					158.31	AG# 0012436698/Cause#CC-22,891		
I	C42201301237399	AG#0009985060/CAUSE#2002AG6 AP G/L ACCOUNT 401 2-200-018-000	AP		R	1/20/2013		86.75 86.75	86.75CR	
		CHILD ENFORCEMENT PAYABLE					86.75	AG#0009985060/CAUSE#2002AG6679		
I	C43201301237399	AG#0009305066/CAUSE#98CM105 AP G/L ACCOUNT 401 2-200-018-000	AP		R	1/20/2013		86.75 86.75	86.75CR	
		CHILD ENFORCEMENT PAYABLE					86.75	AG#0009305066/CAUSE#98CM1057		
I	C44201301237399	AG#0008938283/CAUSE#97CM749 AP G/L ACCOUNT 401 2-200-018-000	AP		R	1/20/2013		86.75 86.75	86.75CR	
		CHILD ENFORCEMENT PAYABLE					86.75	AG#0008938283/CAUSE#97CM7495		
I	C45201301237399	AG#0596115201/CAUSE#96AG579 AP G/L ACCOUNT 401 2-200-018-000	AP		R	1/20/2013		86.75 86.75	86.75CR	
		CHILD ENFORCEMENT PAYABLE					86.75	AG#0596115201/CAUSE#96AG5799		
		VENDOR TOTALS	REG. CHECK					505.31 505.31	505.31CR 0.00	0.00
-----										

01-695 UNITED WAY										
I	08 201301237399	UNITED WAY PAYABLE G/L ACCOUNT 401 2-200-010-000 402 2-200-010-000 427 2-200-010-000	AP		R	1/20/2013		412.86 412.86	412.86CR	
		UNITED WAY PAYABLE					369.55	UNITED WAY PAYABLE		
		UNITED WAY PAYABLE					30.32	UNITED WAY PAYABLE		
		UNITED WAY PAYABLE					8.66	UNITED WAY PAYABLE		

VENDOR SEQUENCE

VENDOR	ITEM NO#	DESCRIPTION	BANK	CHECK	STAT	DUE DISC	DT DT	GROSS BALANCE	PAYMENT DISCOUNT	OUTSTANDING
	628	2-200-010-000	UNITED WAY	PAYABLE				4.33	UNITED WAY PAYABLE	
		VENDOR TOTALS		REG. CHECK				412.86	412.86CR	0.00
								412.86	0.00	
01-6657		USDA-APHIS-WILDLIFE SERVICE								
I BD	733513-022	COOPERATIVE SERVICE/FINANCE AP			R		1/25/2013	44,250.00	44,250.00CR	
		G/L ACCOUNT						44,250.00		
	401	6-671-480-000	USDA - ANIMAL CONTROL					21,250.00	CUSTOMER #6003036	
	403	8-851-480-000	USDA ANIMAL DAMAGE CONT.					23,000.00	CUSTOMER #6003036	
		VENDOR TOTALS		REG. CHECK				44,250.00	44,250.00CR	0.00
								44,250.00	0.00	
01-4440		WA STATE SUPPORT REGISTRY								
I	C34201301237399	CASE 1636081 W. HODGE	AP		R		1/20/2013	133.68	133.68CR	
		G/L ACCOUNT						133.68		
	402	2-200-018-000	CHILD ENFORCEMENT PAYABLE					133.68	CASE 1636081 W. HODGE	
		VENDOR TOTALS		REG. CHECK				133.68	133.68CR	0.00
								133.68	0.00	
01-225		WELLS FARGO BANK NEW MEXICO								
C	T1 201301247403	FEDERAL W/H PAYABLE	AP		R		1/20/2013	184.16CR	184.16	
		G/L ACCOUNT						184.16CR		
	401	2-200-003-000	FEDERAL WITHHOLDING PAYABLE					184.16CR	FEDERAL W/H PAYABLE	
C	T3 201301247403	FICA PAYABLE	AP		R		1/20/2013	176.92CR	176.92	
		G/L ACCOUNT						176.92CR		
	401	2-200-001-000	FICA PAYABLE					88.46CR	FICA PAYABLE	
	401	6-642-108-000	F I C A					88.46CR	FICA PAYABLE	
C	T4 201301247403	MEDICARE PAYABLE	AP		R		1/20/2013	41.38CR	41.38	
		G/L ACCOUNT						41.38CR		
	401	2-200-006-000	MEDICARE PAYABLE					20.69CR	MEDICARE PAYABLE	
	401	6-642-106-000	MEDICARE TAX					20.69CR	MEDICARE PAYABLE	
I	T1 201301237399	FEDERAL W/H PAYABLE	AP		R		1/20/2013	28,802.79	28,802.79CR	
		G/L ACCOUNT						28,802.79		
	401	2-200-003-000	FEDERAL WITHHOLDING PAYABLE					22,701.71	FEDERAL W/H PAYABLE	
	402	2-200-003-000	FEDERAL WITHHOLDING PAYABLE					3,884.10	FEDERAL W/H PAYABLE	
	427	2-200-003-000	FEDERAL WITHHOLDING PAYABLE					102.62	FEDERAL W/H PAYABLE	

VENDOR SEQUENCE

VENDOR	ITEM NO#	DESCRIPTION	BANK	CHECK	STAT	DUE DT	DISC DT	GROSS BALANCE	PAYMENT DISCOUNT	OUTSTANDING
	432	2-200-003-000	FEDERAL	WITHHOLDING	PAYABLE			189.57	FEDERAL W/H PAYABLE	
	435	2-200-003-000	FEDERAL	WITHHOLDING	PAYABLE			222.80	FEDERAL W/H PAYABLE	
	452	2-200-003-000	FEDERAL	WITHHOLDING	PAYABLE			1,297.60	FEDERAL W/H PAYABLE	
	628	2-200-003-000	FEDERAL	WITHHOLDING	PAYABLE			404.39	FEDERAL W/H PAYABLE	
I T1	201301237401	FEDERAL W/H PAYABLE	AP		R	1/20/2013		155.53	155.53CR	
		G/L ACCOUNT						155.53		
	401	2-200-003-000	FEDERAL	WITHHOLDING	PAYABLE			155.53	FEDERAL W/H PAYABLE	
I T1	201301237402	FEDERAL W/H PAYABLE	AP		R	1/20/2013		17.42	17.42CR	
		G/L ACCOUNT						17.42		
	401	2-200-003-000	FEDERAL	WITHHOLDING	PAYABLE			17.42	FEDERAL W/H PAYABLE	
I T1	201301247404	FEDERAL W/H PAYABLE	AP		R	1/20/2013		185.77	185.77CR	
		G/L ACCOUNT						185.77		
	401	2-200-003-000	FEDERAL	WITHHOLDING	PAYABLE			185.77	FEDERAL W/H PAYABLE	
I T3	201301237399	FICA PAYABLE	AP		R	1/20/2013		36,336.14	36,336.14CR	
		G/L ACCOUNT						36,336.14		
	401	2-200-001-000	FICA	PAYABLE				13,076.96	FICA PAYABLE	
	401	6-611-108-000	F I C A					272.25	FICA PAYABLE	
	401	6-612-108-000	F I C A					393.50	FICA PAYABLE	
	401	6-613-108-000	F I C A					110.17	FICA PAYABLE	
	401	6-616-108-000	F I C A					85.03	FICA PAYABLE	
	401	6-621-108-000	F I C A					350.27	FICA PAYABLE	
	401	6-622-108-000	F I C A					362.70	FICA PAYABLE	
	401	6-624-108-000	F I C A					409.50	FICA PAYABLE	
	401	6-625-108-000	F I C A					198.89	FICA PAYABLE	
	401	6-631-108-000	F I C A					345.96	FICA PAYABLE	
	401	6-632-108-000	F I C A					299.70	FICA PAYABLE	
	401	6-636-108-000	F I C A					68.30	FICA PAYABLE	
	401	6-641-108-000	F I C A					754.38	FICA PAYABLE	
	401	6-642-108-000	F I C A					4,058.42	FICA PAYABLE	
	401	6-645-108-000	F I C A					1,522.75	FICA PAYABLE	
	401	6-691-108-000	F I C A					1,015.87	FICA PAYABLE	
	401	6-692-108-000	F I C A					187.79	FICA PAYABLE	
	401	7-721-108-000	F I C A					401.66	FICA PAYABLE	
	401	7-722-108-000	F I C A					215.08	FICA PAYABLE	
	401	7-723-108-000	F I C A					47.75	FICA PAYABLE	
	401	7-731-108-000	F I C A					667.01	FICA PAYABLE	
	401	7-741-108-000	F I C A					506.57	FICA PAYABLE	
	401	7-751-108-000	F I C A					803.41	FICA PAYABLE	
	402	2-200-001-000	FICA	PAYABLE				3,227.17	FICA PAYABLE	
	402	6-651-108-000	F I C A					395.93	FICA PAYABLE	
	402	6-652-108-000	F I C A					631.19	FICA PAYABLE	
	402	6-653-108-000	F I C A					2,200.05	FICA PAYABLE	
	427	2-200-001-000	FICA	PAYABLE				173.00	FICA PAYABLE	
	427	6-638-108-000	F I C A					173.00	FICA PAYABLE	

VENDOR SEQUENCE

VENDOR	ITEM NO#	DESCRIPTION	BANK	CHECK	STAT	DUE DT	DISC DT	GROSS BALANCE	PAYMENT DISCOUNT	OUTSTANDING
		432 2-200-001-000	FICA PAYABLE					158.03	FICA PAYABLE	
		432 7-761-108-000	F.I.C.A.					78.67	FICA PAYABLE	
		432 7-765-108-000	F.I.C.A.					79.36	FICA PAYABLE	
		435 2-200-001-000	FICA PAYABLE					312.52	FICA PAYABLE	
		435 6-643-108-000	F I C A					312.52	FICA PAYABLE	
		452 2-200-001-000	FICA PAYABLE					876.52	FICA PAYABLE	
		452 8-832-108-000	F I C A					876.52	FICA PAYABLE	
		628 2-200-001-000	FICA PAYABLE					343.87	FICA PAYABLE	
		628 7-733-108-000	F I C A					343.87	FICA PAYABLE	
I T3	201301237400	FICA PAYABLE	AP		R	1/20/2013		94.00	94.00CR	
		G/L ACCOUNT						94.00		
		401 2-200-001-000	FICA PAYABLE					47.00	FICA PAYABLE	
		401 7-721-108-000	F I C A					47.00	FICA PAYABLE	
I T3	201301237401	FICA PAYABLE	AP		R	1/20/2013		212.44	212.44CR	
		G/L ACCOUNT						212.44		
		401 2-200-001-000	FICA PAYABLE					106.22	FICA PAYABLE	
		401 6-642-108-000	F I C A					95.23	FICA PAYABLE	
		401 6-645-108-000	F I C A					10.99	FICA PAYABLE	
I T3	201301237402	FICA PAYABLE	AP		R	1/20/2013		32.10	32.10CR	
		G/L ACCOUNT						32.10		
		401 2-200-001-000	FICA PAYABLE					16.05	FICA PAYABLE	
		401 6-642-108-000	F I C A					16.05	FICA PAYABLE	
I T3	201301247404	FICA PAYABLE	AP		R	1/20/2013		176.92	176.92CR	
		G/L ACCOUNT						176.92		
		401 2-200-001-000	FICA PAYABLE					88.46	FICA PAYABLE	
		401 6-642-108-000	F I C A					88.46	FICA PAYABLE	
I T4	201301237399	MEDICARE PAYABLE	AP		R	1/20/2013		10,619.88	10,619.88CR	
		G/L ACCOUNT						10,619.88		
		401 2-200-006-000	MEDICARE PAYABLE					4,119.32	MEDICARE PAYABLE	
		401 6-611-106-000	MEDICARE TAX					63.65	MEDICARE PAYABLE	
		401 6-612-106-000	MEDICARE TAX					92.03	MEDICARE PAYABLE	
		401 6-613-106-000	MEDICARE TAX					25.76	MEDICARE PAYABLE	
		401 6-616-106-000	MEDICARE TAX					19.89	MEDICARE PAYABLE	
		401 6-621-106-000	MEDICARE TAX					81.92	MEDICARE PAYABLE	
		401 6-622-106-000	MEDICARE TAX					84.83	MEDICARE PAYABLE	
		401 6-624-106-000	MEDICARE TAX					95.78	MEDICARE PAYABLE	
		401 6-625-106-000	MEDICARE TAX					46.52	MEDICARE PAYABLE	
		401 6-631-106-000	MEDICARE TAX					80.91	MEDICARE PAYABLE	
		401 6-632-106-000	MEDICARE TAX					70.10	MEDICARE PAYABLE	
		401 6-636-106-000	MEDICARE TAX					15.97	MEDICARE PAYABLE	
		401 6-641-106-000	MEDICARE TAX					176.45	MEDICARE PAYABLE	
		401 6-642-106-000	MEDICARE TAX					949.14	MEDICARE PAYABLE	
		401 6-645-106-000	MEDICARE TAX					356.14	MEDICARE PAYABLE	

VENDOR SEQUENCE

VENDOR	ITEM NO#	DESCRIPTION	BANK	CHECK	STAT	DUE DT	DISC DT	GROSS BALANCE	PAYMENT DISCOUNT	OUTSTANDING
-----										
	401	6-691-106-000	MEDICARE TAX					237.59	MEDICARE PAYABLE	
	401	6-692-106-000	MEDICARE TAX					43.92	MEDICARE PAYABLE	
	401	7-721-106-000	MEDICARE TAX					93.94	MEDICARE PAYABLE	
	401	7-722-106-000	MEDICARE TAX					50.30	MEDICARE PAYABLE	
	401	7-723-106-000	MEDICARE TAX					11.17	MEDICARE PAYABLE	
	401	7-731-106-000	MEDICARE TAX					156.00	MEDICARE PAYABLE	
	401	7-741-106-000	MEDICARE TAX					118.49	MEDICARE PAYABLE	
	401	7-751-106-000	MEDICARE TAX					253.99	MEDICARE PAYABLE	
	401	7-752-106-000	MEDICARE TAX					811.89	MEDICARE PAYABLE	
	401	7-758-106-000	MEDICARE TAX					182.94	MEDICARE PAYABLE	
	402	2-200-006-000	MEDICARE PAYABLE					754.70	MEDICARE PAYABLE	
	402	6-651-106-000	MEDICARE TAX					92.59	MEDICARE PAYABLE	
	402	6-652-106-000	MEDICARE TAX					147.60	MEDICARE PAYABLE	
	402	6-653-106-000	MEDICARE TAX					514.51	MEDICARE PAYABLE	
	427	2-200-006-000	MEDICARE PAYABLE					40.46	MEDICARE PAYABLE	
	427	6-638-106-000	MEDICARE TAX					40.46	MEDICARE PAYABLE	
	432	2-200-006-000	MEDICARE PAYABLE					36.96	MEDICARE PAYABLE	
	432	7-761-106-000	MEDICARE TAX					18.40	MEDICARE PAYABLE	
	432	7-765-106-000	MEDICARE TAX					18.56	MEDICARE PAYABLE	
	435	2-200-006-000	MEDICARE PAYABLE					73.09	MEDICARE PAYABLE	
	435	6-643-106-000	MEDICARE TAX					73.09	MEDICARE PAYABLE	
	452	2-200-006-000	MEDICARE PAYABLE					204.99	MEDICARE PAYABLE	
	452	8-832-106-000	MEDICARE TAX					204.99	MEDICARE PAYABLE	
	628	2-200-006-000	MEDICARE PAYABLE					80.42	MEDICARE PAYABLE	
	628	7-733-106-000	MEDICARE TAX					80.42	MEDICARE PAYABLE	
-----										
I T4	201301237400	MEDICARE PAYABLE G/L ACCOUNT	AP		R	1/20/2013		21.98		21.98CR
		401 2-200-006-000	MEDICARE PAYABLE					10.99	MEDICARE PAYABLE	
		401 7-721-106-000	MEDICARE TAX					10.99	MEDICARE PAYABLE	
-----										
I T4	201301237401	MEDICARE PAYABLE G/L ACCOUNT	AP		R	1/20/2013		49.68		49.68CR
		401 2-200-006-000	MEDICARE PAYABLE					24.84	MEDICARE PAYABLE	
		401 6-642-106-000	MEDICARE TAX					22.27	MEDICARE PAYABLE	
		401 6-645-106-000	MEDICARE TAX					2.57	MEDICARE PAYABLE	
-----										
I T4	201301237402	MEDICARE PAYABLE G/L ACCOUNT	AP		R	1/20/2013		7.50		7.50CR
		401 2-200-006-000	MEDICARE PAYABLE					3.75	MEDICARE PAYABLE	
		401 6-642-106-000	MEDICARE TAX					3.75	MEDICARE PAYABLE	
-----										
I T4	201301247404	MEDICARE PAYABLE G/L ACCOUNT	AP		R	1/20/2013		41.38		41.38CR
		401 2-200-006-000	MEDICARE PAYABLE					20.69	MEDICARE PAYABLE	
		401 6-642-106-000	MEDICARE TAX					20.69	MEDICARE PAYABLE	
-----										
		VENDOR TOTALS	REG. CHECK					76,351.07	76,351.07CR	0.00
								76,351.07	0.00	
-----										

===== R E P O R T T O T A L S =====

F U N D D I S T R I B U T I O N


FUND NO#	FUND NAME	AMOUNT
401	General Fund	180,669.89CR
402	Road Fund	62,251.02CR
403	Farm & Range Fund	23,000.00CR
408	East Grand Plains VolFire	358.80CR
410	Midway Volunteer Fire Fnd	160.33CR
412	Sierra Volunteer Fire Fnd	622.22CR
427	Indigent Hospital Claims	63,096.41CR
431	Public Safety Grant	1,722.18CR
432	DWI Grant Funds	8,591.88CR
435	Correction Grants	2,576.94CR
452	Flood Control	8,182.05CR
605	Economic Development Proj	14,545.45CR
628	Property Valuation	3,236.74CR
650	Detention Construction PJ	94,757.35CR
** TOTALS **		463,771.26CR

----- TYPE OF CHECK TOTALS -----

	NUMBER	GROSS BALANCE	PAYMENT DISCOUNT	OUTSTANDING
HAND CHECKS		0.00 0.00	0.00 0.00	0.00
DRAFTS	2	100,104.14 100,104.14	100,104.14CR 0.00	0.00
REG-CHECKS		363,667.12 363,667.12	363,667.12CR 0.00	0.00
EFT		0.00 0.00	0.00 0.00	0.00
NON-CHECKS		0.00 0.00	0.00 0.00	0.00
ALL CHECKS	2	463,771.26 463,771.26	463,771.26CR 0.00	0.00

TOTAL CHECKS TO PRINT: 43

ERRORS: 0 WARNINGS: 0

Approved For Payment  


VENDOR SEQUENCE

VENDOR	ITEM NO#	DESCRIPTION	BANK	CHECK	STAT	DUE DT	DISC DT	GROSS BALANCE	PAYMENT DISCOUNT	OUTSTANDING
01-225		WELLS FARGO BANK NEW MEXICO								
I T1	201301257405	FEDERAL W/H PAYABLE G/L ACCOUNT	AP		R	1/20/2013		43.63	43.63CR	
		401 2-200-003-000						43.63		
		FEDERAL WITHHOLDING PAYABLE						43.63		
I T3	201301257405	FICA PAYABLE G/L ACCOUNT	AP		R	1/20/2013		79.34	79.34CR	
		401 2-200-001-000						79.34		
		FICA PAYABLE						39.67		
		401 6-645-108-000						39.67		
		F I C A						39.67		
I T4	201301257405	MEDICARE PAYABLE G/L ACCOUNT	AP		R	1/20/2013		18.56	18.56CR	
		401 2-200-006-000						18.56		
		MEDICARE PAYABLE						9.28		
		401 6-645-106-000						9.28		
		MEDICARE TAX						9.28		
		VENDOR TOTALS						141.53	141.53CR	0.00
								141.53	0.00	



===== R E P O R T T O T A L S =====

F U N D D I S T R I B U T I O N

FUND NO#	FUND NAME	AMOUNT
401	General Fund	141.53CR
** TOTALS **		141.53CR

----- TYPE OF CHECK TOTALS -----

	NUMBER	GROSS BALANCE	PAYMENT DISCOUNT	OUTSTANDING
HAND CHECKS		0.00 0.00	0.00 0.00	0.00
DRAFTS		0.00 0.00	0.00 0.00	0.00
REG-CHECKS		141.53 141.53	141.53CR 0.00	0.00
EFT		0.00 0.00	0.00 0.00	0.00
NON-CHECKS		0.00 0.00	0.00 0.00	0.00
ALL CHECKS		141.53 141.53	141.53CR 0.00	0.00

TOTAL CHECKS TO PRINT: 1


-----  
ERRORS: 0 WARNINGS: 0

*[Handwritten Signature]*

**Chaves County Clerk's Office**

**COMMISSIONERS**

Dave Kunko  
 #1 St. Mary's Place  
 PO Box 580  
 Roswell, NM 88203  
 Phone: 575-624-6614  
 Fax: 575-624-6523  
 Email: coclerk@co.chaves.nm.us



- James W. Duffey • District 1
- Kim Chesser • District 2
- Kyle D. "Smiley" Wooton • District 3
- Robert B. Corn • District 4
- Greg Nibert • District 5

<b>Chaves County Clerk</b>	
<b><i>Summary Report -</i></b>	
<b><i>12/01/2012-12/31/2012</i></b>	
CLERK FEES (EQUIPMENT) .....	\$ 7,098.00
GEN CLERK'S FEES .....	\$ 19,429.68
LIQUOR LICENSE .....	\$ -
CHILDREN'S TRUST FUND .....	\$ 945.00
PROBATE .....	\$ 325.25
PHOTOCOPIES.....	\$ 1,476.00
GOVT GROSS RECEIPTS TAX .....	\$ 133.82
<b>TOTAL AMOUNT:</b>	<b>\$ 29,407.75</b>
<b>TOTAL DOCUMENTS FILED</b>	<b>856</b>
<b>NEW MARRIAGE LICENSES</b>	<b>63</b>
<b>NEW PROBATES</b>	<b>8</b>
<b>NEW SURVEYS</b>	<b>2</b>
<b>NEW PLATS</b>	<b>2</b>

**CHAVES COUNTY  
ROAD DEPARTMENT**  
1505 East Brasher Road  
Roswell, New Mexico 88203  
Phone: 575-624-6610  
Fax: 575-627-4360



**COMMISSIONERS**  
James W. Duffey · District 1  
Kim Chesser · District 2  
Kyle D. "Smiley" Wooton · District 3  
Richard C. Taylor · District 4  
Greg Nibert · District 5

**Road Operations Director**  
Terry Allensworth

**County Manager**  
Stanton L. Riggs

**December 2012**

MAN-HOURS	7,600.00	
MANPOWER COST		\$209,762.69
MAN-HOURS ON ROAD PROJECTS	5,181.25	
MANPOWER COST ON ROAD PROJECTS		\$147,600.46
MILES BLADED	150.63	
MILES MOWED	63.55	
VEHICLE MILEAGE and OFF-ROAD HOURS	4,762.40	
VEHICLE AND EQUIPMENT COSTS		\$112,322.21
GALLONS WATER HAULED	417,000.00	
COST OF CITY WATER		\$407.28
COST OF PRIVATE BILLED WATER		\$306.89
MATERIAL HAULED (cubic yards)		
CHIPS USED ON ROAD PROJECTS	0.00	\$0.00
BASE COURSE USED ON ROAD PROJECTS	3,010.00	\$10,053.40
COLD MIX USED ON ROAD PROJECTS	7.20	\$561.60
FINES USED ON ROAD PROJECTS	0.00	\$0.00
MILLINGS	0.00	\$0.00
PIT RUN USED ON ROAD PROJECTS	40.00	\$240.00
RIP RAP USED ON ROAD PROJECTS	20.00	\$400.00
ROAD OIL		\$0.00
PRIMER		\$0.00
CHFRS-2P		\$0.00
DEMURRAGE		\$0.00
GAS (gallons)	1858.30	\$5,577.13
DIESEL (gallons)	10313.30	\$35,231.26
GAS - Dunken (gallons)	164.20	\$492.80
DIESEL - Dunken (gallons)	246.00	\$840.36
COST OF ROADWORK		\$314,033.39
COST OF SOLID WASTE		\$14,085.86

  
**TERRY ALLENSWORTH**  
**ROAD OPERATIONS DIRECTOR**

## Chaves County Road Department - December 2012

Work Date	Hours Worked	Travel/ Moving/ Down	Hours Blading	Vector Hours - City	Vector Hours - County	Miles Bladed	Miles Mowed	Employee Cost	Material Cost	Equipment Cost	Total Cost
12/03/2012	0	2.5	7.5	0	0	2	0	\$309.10	\$0.00	\$219.90	\$529.00
12/03/2012	8.5	1.5	0	0	0	0	0	\$234.00	\$14.00	\$144.00	\$392.00
12/03/2012	9.5	0.5	0	0	0	0	0	\$257.70	\$0.00	\$441.75	\$699.45
12/03/2012	9.5	0.5	0	0	0	0	0	\$256.20	\$133.60	\$470.25	\$860.05
12/03/2012	6	4.5	0	0	0	0	0	\$268.59	\$0.00	\$72.00	\$340.59
12/03/2012	0	2.5	7.5	0	0	2.5	0	\$280.80	\$0.00	\$225.75	\$506.55
12/03/2012	8	2	0	0	0	0	0	\$227.20	\$167.00	\$357.20	\$751.40
12/03/2012	9	1	0	0	0	0	0	\$268.80	\$133.60	\$445.50	\$847.90
12/03/2012	0	4	6	0	0	2.5	0	\$287.90	\$0.00	\$271.60	\$559.50
12/03/2012	5.5	4.5	0	0	0	0	0	\$198.70	\$0.00	\$318.30	\$517.00
12/03/2012	0	3	7	0	0	2	0	\$254.40	\$0.00	\$269.20	\$523.60
12/03/2012	0	2	8	0	0	1.8	0	\$279.80	\$0.00	\$297.80	\$577.60
12/03/2012	9.5	0.5	0	0	0	0	0	\$234.50	\$7.00	\$152.00	\$393.50
12/03/2012	6	4.5	0	0	0	0	0	\$335.79	\$0.00	\$72.00	\$407.79
12/03/2012	8	2	0	0	0	0	0	\$295.80	\$133.60	\$357.20	\$786.60
12/03/2012	8	2	0	0	0	0	0	\$234.00	\$167.00	\$357.20	\$758.20
12/03/2012	1	5	4	0	0	2	0	\$298.80	\$0.00	\$190.25	\$489.05
12/03/2012	8	2	0	0	0	0	0	\$325.90	\$0.00	\$211.81	\$537.71
12/03/2012	9.5	0.5	0	0	0	0	0	\$210.80	\$0.00	\$76.00	\$286.80
12/03/2012	9	1	0	0	0	0	0	\$275.90	\$133.60	\$445.50	\$855.00
12/03/2012	0	1	9	0	0	1.3	0	\$325.90	\$0.00	\$219.90	\$545.80
12/03/2012	0	8	2	0	0	0.5	0	\$334.70	\$0.00	\$86.40	\$421.10
12/03/2012	9.5	0.5	0	0	0	0	0	\$303.00	\$133.60	\$518.70	\$955.30
12/03/2012	9	1	0	0	0	0	0	\$309.30	\$200.40	\$376.00	\$885.70
12/03/2012	70	0	0	0	0	0	0	\$2,405.70	\$0.00	\$328.00	\$2,733.70
12/03/2012	60	0	0	0	0	0	0	\$1,798.30	\$0.00	\$125.50	\$1,923.80
12/04/2012	60	0	0	0	0	0	0	\$1,798.30	\$0.00	\$125.50	\$1,923.80
12/04/2012	60	0	0	0	0	0	0	\$2,040.60	\$0.00	\$248.00	\$2,288.60
12/04/2012	8	2	0	0	0	0	0	\$309.30	\$167.00	\$376.00	\$852.30
12/04/2012	8	2	0	0	0	0	0	\$303.00	\$200.40	\$470.25	\$973.65
12/04/2012	0	2	8	0	0	2.5	0	\$334.70	\$0.00	\$263.90	\$598.60
12/04/2012	0	2	8	0	0	0.5	0	\$325.90	\$0.00	\$145.81	\$471.71
12/04/2012	9	1	0	0	0	0	0	\$275.90	\$200.40	\$445.50	\$921.80
12/04/2012	9.5	0.5	0	0	0	0	0	\$210.80	\$0.00	\$76.00	\$286.80
12/04/2012	4	6	0	0	0	0	0	\$234.00	\$10.96	\$424.80	\$669.76
12/04/2012	0	4	6	0	0	0.04	0	\$298.80	\$0.00	\$256.15	\$554.95
12/04/2012	8	2	0	0	0	0	0	\$234.00	\$233.80	\$357.20	\$825.00
12/04/2012	6	2	0	0	0	0	0	\$236.64	\$133.60	\$282.00	\$652.24
12/04/2012	7.5	2.5	0	0	0	0	0	\$234.50	\$10.50	\$152.00	\$397.00
12/04/2012	0	2	8	0	0	1.1	0	\$279.80	\$0.00	\$301.35	\$581.15
12/04/2012	10	0	0	0	0	0	0	\$80.00	\$0.00	\$0.00	\$80.00
12/04/2012	3	3	4	0	0	1.3	0	\$254.40	\$0.00	\$254.40	\$508.80
12/04/2012	3	7.5	0	0	0	0	0	\$335.79	\$0.00	\$72.00	\$407.79
12/04/2012	5.5	4.5	0	0	0	0	0	\$198.70	\$0.00	\$357.90	\$556.60
12/04/2012	0	4	6	0	0	3.5	0	\$287.90	\$0.00	\$236.10	\$524.00
12/04/2012	9.5	0.5	0	0	0	0	0	\$268.80	\$200.40	\$470.25	\$939.45
12/04/2012	8	2	0	0	0	0	0	\$227.20	\$167.00	\$357.20	\$751.40
12/04/2012	0	2.5	7.5	0	0	1.7	0	\$280.80	\$0.00	\$190.25	\$471.05
12/04/2012	6	4.5	0	0	0	0	0	\$268.59	\$0.00	\$72.00	\$340.59
12/04/2012	9.5	0.5	0	0	0	0	0	\$256.20	\$200.40	\$357.20	\$813.80
12/04/2012	9.5	0.5	0	0	0	0	0	\$257.70	\$16.44	\$448.40	\$722.54
12/04/2012	8.5	1.5	0	0	0	0	0	\$234.00	\$14.00	\$152.00	\$400.00
12/04/2012	0	2	8	0	0	2.4	0	\$309.10	\$0.00	\$255.40	\$564.50
12/05/2012	0	2	8	0	0	2	0	\$309.10	\$0.00	\$255.40	\$564.50
12/05/2012	9	1	0	0	0	0	0	\$234.00	\$17.50	\$160.00	\$411.50
12/05/2012	9.5	0.5	0	0	0	0	0	\$257.70	\$21.92	\$448.40	\$728.02
12/05/2012	9.5	0.5	0	0	0	0	0	\$211.80	\$133.60	\$470.25	\$815.65
12/05/2012	9.5	0.5	0	0	0	0	0	\$256.20	\$66.80	\$357.20	\$680.20
12/05/2012	4	1.5	0	0	0	0	0	\$140.69	\$0.00	\$32.00	\$172.69
12/05/2012	0	2.5	7.5	0	0	3	0	\$280.80	\$0.00	\$225.75	\$506.55
12/05/2012	9.5	0.5	0	0	0	0	0	\$227.20	\$66.80	\$357.20	\$651.20
12/05/2012	5	0	0	0	0	0	0	\$127.90	\$0.00	\$40.00	\$167.90
12/05/2012	9.5	0.5	0	0	0	0	0	\$268.80	\$133.60	\$470.25	\$872.65
12/05/2012	0	4	6	0	0	2.5	0	\$287.90	\$0.00	\$271.60	\$559.50
12/05/2012	4.5	1.5	0	0	0	0	0	\$119.22	\$0.00	\$115.50	\$234.72
12/05/2012	0	3	7	0	0	1.8	0	\$254.40	\$0.00	\$226.80	\$481.20
12/05/2012	10	0	0	0	0	0	0	\$80.00	\$0.00	\$0.00	\$80.00
12/05/2012	0	2	8	0	0	1.5	0	\$279.80	\$0.00	\$244.55	\$524.35
12/05/2012	9.5	0.5	0	0	0	0	0	\$234.50	\$119.70	\$152.00	\$506.20
12/05/2012	6	4.5	0	0	0	0	0	\$335.79	\$0.00	\$72.00	\$407.79
12/05/2012	9.5	0.5	0	0	0	0	0	\$295.80	\$66.80	\$357.20	\$719.80
12/05/2012	5	5	0	0	0	0	0	\$234.00	\$10.96	\$424.80	\$669.76
12/05/2012	9.5	0.5	0	0	0	0	0	\$210.80	\$0.00	\$76.00	\$286.80

## Chaves County Road Department - December 2012

Work Date	Hours Worked	Travel/ Moving/ Down	Hours Blading	Vector Hours - City	Vector Hours - County	Miles Bladed	Miles Mowed	Employee Cost	Material Cost	Equipment Cost	Total Cost
12/05/2012	9	1	0	0	0	0	0	\$275.90	\$133.60	\$445.50	\$855.00
12/05/2012	0	1	9	0	0	1.36	0	\$325.90	\$0.00	\$219.90	\$545.80
12/05/2012	0	8	2	0	0	2	0	\$334.70	\$0.00	\$263.90	\$598.60
12/05/2012	7.5	2.5	0	0	0	0	0	\$303.00	\$133.60	\$409.50	\$846.10
12/05/2012	10	0	0	0	0	0	0	\$309.30	\$0.00	\$0.00	\$309.30
12/05/2012	50	0	0	0	0	0	0	\$1,692.70	\$0.00	\$197.00	\$1,889.70
12/05/2012	60	0	0	0	0	0	0	\$1,798.30	\$0.00	\$125.50	\$1,923.80
12/06/2012	45.5	0	0	0	0	0	0	\$1,384.30	\$0.00	\$125.50	\$1,509.80
12/06/2012	57.5	0	0	0	0	0	0	\$1,962.05	\$0.00	\$248.00	\$2,210.05
12/06/2012	10	0	0	0	0	0	0	\$309.30	\$0.00	\$0.00	\$309.30
12/06/2012	7	0	0	0	0	0	0	\$228.13	\$0.00	\$0.00	\$228.13
12/06/2012	9.5	0.5	0	0	0	0	0	\$303.00	\$133.60	\$518.70	\$955.30
12/06/2012	0	3.5	6.5	0	0	0.5	0	\$334.70	\$0.00	\$228.40	\$563.10
12/06/2012	0	1	2	0	0	0.38	0	\$97.77	\$0.00	\$77.90	\$175.67
12/06/2012	9	1	0	0	0	0	0	\$275.90	\$133.60	\$445.50	\$855.00
12/06/2012	9.5	0.5	0	0	0	0	0	\$210.80	\$0.00	\$76.00	\$286.80
12/06/2012	5	5	0	0	0	0	0	\$234.00	\$10.96	\$424.80	\$669.76
12/06/2012	9.5	0.5	0	0	0	0	0	\$295.80	\$33.40	\$357.20	\$686.40
12/06/2012	2	8	0	0	0	0	0	\$234.00	\$0.00	\$112.80	\$346.80
12/06/2012	0	3	7	0	0	3.5	0	\$298.80	\$0.00	\$256.15	\$554.95
12/06/2012	9.5	0.5	0	0	0	0	0	\$234.50	\$90.65	\$152.00	\$477.15
12/06/2012	0	2	8	0	0	0.9	0	\$279.80	\$0.00	\$265.85	\$545.65
12/06/2012	10	0	0	0	0	0	0	\$80.00	\$0.00	\$0.00	\$80.00
12/06/2012	0	3	7	0	0	2	0	\$254.40	\$0.00	\$226.80	\$481.20
12/06/2012	8	2.5	0	0	0	0	0	\$335.79	\$0.00	\$72.00	\$407.79
12/06/2012	0.5	7.5	0	0	0	0	0	\$158.96	\$0.00	\$63.00	\$221.96
12/06/2012	9.5	0.5	0	0	0	0	0	\$268.80	\$133.60	\$470.25	\$872.65
12/06/2012	9.5	0.5	0	0	0	0	0	\$227.20	\$66.80	\$357.20	\$651.20
12/06/2012	0	2.5	7.5	0	0	2.5	0	\$280.80	\$0.00	\$225.75	\$506.55
12/06/2012	6	4.5	0	0	0	0	0	\$268.59	\$0.00	\$72.00	\$340.59
12/06/2012	9.5	0.5	0	0	0	0	0	\$256.20	\$33.40	\$357.20	\$646.80
12/06/2012	8.5	1.5	0	0	0	0	0	\$211.80	\$133.60	\$470.25	\$815.65
12/06/2012	9.5	0.5	0	0	0	0	0	\$257.70	\$10.96	\$448.40	\$717.06
12/06/2012	9	1	0	0	0	0	0	\$234.00	\$10.50	\$160.00	\$404.50
12/06/2012	0	3	7	0	0	1.8	0	\$309.10	\$0.00	\$219.90	\$529.00
12/07/2012	2	0	0	0	0	0	0	\$57.60	\$0.00	\$10.20	\$67.80
12/10/2012	9.5	0.5	0	0	0	0	0	\$234.50	\$0.00	\$346.50	\$581.00
12/10/2012	10	0	0	0	0	0	0	\$80.00	\$0.00	\$0.00	\$80.00
12/10/2012	0	2	8	0	0	2	0	\$279.80	\$0.00	\$297.80	\$577.60
12/10/2012	0	6.5	3.5	0	0	0	0	\$298.80	\$0.00	\$268.90	\$567.70
12/10/2012	0	7	3	0	0	0	0	\$325.90	\$0.00	\$154.40	\$480.30
12/10/2012	9.5	0.5	0	0	0	0	0	\$234.00	\$93.40	\$357.20	\$684.60
12/10/2012	9.5	0.5	0	0	0	0	0	\$295.80	\$93.40	\$357.20	\$746.40
12/10/2012	9.5	0.5	0	0	0	0	0	\$210.80	\$0.00	\$76.00	\$286.80
12/10/2012	9	1	0	0	0	0	0	\$275.90	\$267.20	\$445.50	\$988.60
12/10/2012	0	1	9	0	0	2.46	0	\$325.90	\$0.00	\$290.90	\$616.80
12/10/2012	0	2	8	0	0	1	0	\$334.70	\$0.00	\$263.90	\$598.60
12/10/2012	9	1	0	0	0	0	0	\$303.00	\$0.00	\$518.70	\$821.70
12/10/2012	9	1	0	0	0	0	0	\$309.30	\$93.40	\$376.00	\$778.70
12/10/2012	0	2.5	7.5	0	0	1.8	0	\$309.10	\$0.00	\$255.40	\$564.50
12/10/2012	9	1	0	0	0	0	0	\$234.00	\$3.50	\$160.00	\$397.50
12/10/2012	9.5	0.5	0	0	0	0	0	\$257.70	\$0.00	\$317.10	\$574.80
12/10/2012	7	3	0	0	0	0	0	\$211.80	\$0.00	\$181.90	\$393.70
12/10/2012	7	3	0	0	0	0	0	\$256.20	\$0.00	\$1,424.20	\$1,680.40
12/10/2012	6	4.5	0	0	0	0	0	\$268.59	\$0.00	\$72.00	\$340.59
12/10/2012	0	2.5	7.5	0	0	2.5	0	\$280.80	\$0.00	\$225.75	\$506.55
12/10/2012	9.5	0.5	0	0	0	0	0	\$227.20	\$93.40	\$357.20	\$677.80
12/10/2012	9.5	0.5	0	0	0	0	0	\$268.80	\$0.00	\$470.25	\$739.05
12/10/2012	0	4	6	0	0	3	0	\$287.90	\$0.00	\$271.60	\$559.50
12/10/2012	5.5	4.5	0	0	0	0	0	\$198.70	\$0.00	\$257.70	\$456.40
12/10/2012	8	2	0	0	0	0	0	\$322.00	\$0.00	\$55.20	\$377.20
12/10/2012	8	1.5	0	0	0	0	0	\$303.81	\$0.00	\$72.00	\$375.81
12/10/2012	0	2	8	0	0	2	0	\$254.40	\$0.00	\$262.30	\$516.70
12/10/2012	70	0	0	0	0	0	0	\$2,405.70	\$0.00	\$328.00	\$2,733.70
12/10/2012	58	0	0	0	0	0	0	\$1,734.50	\$0.00	\$125.50	\$1,860.00
12/11/2012	60	0	0	0	0	0	0	\$1,798.30	\$0.00	\$125.50	\$1,923.80
12/11/2012	70	0	0	0	0	0	0	\$2,405.70	\$0.00	\$328.00	\$2,733.70
12/11/2012	4	2	4	0	0	1.25	0	\$254.40	\$0.00	\$183.40	\$437.80
12/11/2012	8	2.5	0	0	0	0	0	\$335.79	\$0.00	\$225.00	\$560.79
12/11/2012	0	10	0	0	0	0	0	\$322.00	\$0.00	\$6.90	\$328.90
12/11/2012	6	4	0	0	0	0	0	\$198.70	\$0.00	\$347.40	\$546.10
12/11/2012	0	4	6	0	0	2	0	\$287.90	\$0.00	\$236.10	\$524.00
12/11/2012	7	0.5	0	0	0	0	0	\$201.60	\$200.40	\$346.50	\$748.50

## Chaves County Road Department - December 2012

Work Date	Hours Worked	Travel/ Moving/ Down	Hours Blading	Vector Hours - City	Vector Hours - County	Miles Bladed	Miles Mowed	Employee Cost	Material Cost	Equipment Cost	Total Cost
12/11/2012	9.5	0.5	0	0	0	0	0	\$227.20	\$66.80	\$357.20	\$651.20
12/11/2012	0	2.5	7.5	0	0	0	3	\$280.80	\$0.00	\$261.25	\$542.05
12/11/2012	6	4.5	0	0	0	0	0	\$268.59	\$0.00	\$72.00	\$340.59
12/11/2012	8	2	0	0	0	0	0	\$256.20	\$0.00	\$1,623.65	\$1,879.85
12/11/2012	5.5	4.5	0	0	0	0	9	\$211.80	\$0.00	\$277.95	\$489.75
12/11/2012	5	0	0	0	0	0	0	\$128.85	\$0.00	\$247.50	\$376.35
12/11/2012	4.5	0.5	0	0	0	0	0	\$128.85	\$0.00	\$208.00	\$336.85
12/11/2012	9	1	0	0	0	0	0	\$234.00	\$3.50	\$160.00	\$397.50
12/11/2012	0	2	8	0	0	0	2	\$309.10	\$0.00	\$255.40	\$564.50
12/11/2012	5	0.5	0	0	0	0	0	\$170.12	\$33.40	\$188.00	\$391.52
12/11/2012	8	2	0	0	0	0	0	\$303.00	\$267.20	\$464.10	\$1,034.30
12/11/2012	0	3	7	0	0	1.5	0	\$334.70	\$0.00	\$271.60	\$606.30
12/11/2012	0	1	9	0	0	2.27	0	\$325.90	\$0.00	\$255.40	\$581.30
12/11/2012	9	1	0	0	0	0	0	\$275.90	\$267.20	\$445.50	\$988.60
12/11/2012	9.5	0.5	0	0	0	0	0	\$210.80	\$0.00	\$76.00	\$286.80
12/11/2012	9.5	0.5	0	0	0	0	0	\$295.80	\$66.80	\$357.20	\$719.80
12/11/2012	7.5	2.5	0	0	0	0	0	\$234.00	\$66.80	\$357.20	\$658.00
12/11/2012	3	4	3	0	0	0	0	\$325.90	\$0.00	\$208.30	\$534.20
12/11/2012	0	2	8	0	0	10	0	\$298.80	\$0.00	\$256.15	\$554.95
12/11/2012	0	2	8	0	0	0.8	0	\$279.80	\$0.00	\$81.25	\$361.05
12/11/2012	10	0	0	0	0	0	0	\$80.00	\$0.00	\$0.00	\$80.00
12/11/2012	9.5	0.5	0	0	0	0	0	\$234.50	\$267.20	\$470.25	\$971.95
12/12/2012	9.5	0.5	0	0	0	0	0	\$234.50	\$5.48	\$448.40	\$688.38
12/12/2012	8	0	0	0	0	0	0	\$64.00	\$0.00	\$0.00	\$64.00
12/12/2012	0	2	8	0	0	1.1	0	\$279.80	\$0.00	\$287.15	\$566.95
12/12/2012	0	4	6	0	0	2.9	0	\$298.80	\$0.00	\$258.70	\$557.50
12/12/2012	3	4	3	0	0	0	0	\$325.90	\$0.00	\$109.50	\$435.40
12/12/2012	7.5	2.5	0	0	0	0	0	\$234.00	\$66.80	\$357.20	\$658.00
12/12/2012	9.5	0.5	0	0	0	0	0	\$295.80	\$66.80	\$357.20	\$719.80
12/12/2012	7.5	0.5	0	0	0	0	0	\$168.64	\$0.00	\$60.00	\$228.64
12/12/2012	6	4	0	0	0	0	0	\$234.00	\$10.50	\$137.25	\$381.75
12/12/2012	10	0	0	0	0	0	0	\$275.90	\$133.60	\$495.00	\$904.50
12/12/2012	0	1	9	0	0	2.2	0	\$325.90	\$0.00	\$290.90	\$616.80
12/12/2012	0	5	5	0	0	0.5	0	\$334.70	\$10.50	\$208.00	\$553.20
12/12/2012	9.5	0.5	0	0	0	0	0	\$303.00	\$133.60	\$518.70	\$955.30
12/12/2012	5	0	0	0	0	0	0	\$154.65	\$33.40	\$188.00	\$376.05
12/12/2012	5	0	0	0	0	0	0	\$154.65	\$0.00	\$104.00	\$258.65
12/12/2012	0	2	7	0	0	1.8	0	\$278.19	\$0.00	\$255.40	\$533.59
12/12/2012	9	1	0	0	0	0	0	\$234.00	\$3.50	\$160.00	\$397.50
12/12/2012	5	5	0	0	0	0	0	\$257.70	\$0.00	\$252.90	\$510.60
12/12/2012	7.5	2.5	0	0	0	0	11	\$211.80	\$0.00	\$226.10	\$437.90
12/12/2012	7	3	0	0	0	0	0	\$256.20	\$0.00	\$1,020.20	\$1,276.40
12/12/2012	6	4.5	0	0	0	0	0	\$268.59	\$0.00	\$72.00	\$340.59
12/12/2012	0	2.5	7.5	0	0	2.3	0	\$280.80	\$0.00	\$225.75	\$506.55
12/12/2012	9.5	0.5	0	0	0	0	0	\$227.20	\$66.80	\$357.20	\$651.20
12/12/2012	6	4	0	0	0	0	0	\$268.80	\$133.60	\$470.25	\$872.65
12/12/2012	0	4.5	5.5	0	0	2	0	\$287.90	\$0.00	\$275.45	\$563.35
12/12/2012	5.5	4.5	0	0	0	0	0	\$198.70	\$0.00	\$278.70	\$477.40
12/12/2012	0	3	7	0	0	0	0	\$322.00	\$0.00	\$269.20	\$591.20
12/12/2012	8	2.5	0	0	0	0	0	\$335.79	\$0.00	\$225.00	\$560.79
12/12/2012	0	2	8	0	0	2.5	0	\$254.40	\$0.00	\$262.30	\$516.70
12/12/2012	70	0	0	0	0	0	0	\$2,405.70	\$0.00	\$328.00	\$2,733.70
12/12/2012	60	0	0	0	0	0	0	\$1,798.30	\$0.00	\$125.50	\$1,923.80
12/13/2012	57	0	0	0	0	0	0	\$1,713.31	\$0.00	\$125.50	\$1,838.81
12/13/2012	68.75	0	0	0	0	0	0	\$2,366.42	\$0.00	\$328.00	\$2,694.42
12/13/2012	0	3.5	6.5	0	0	0.5	0	\$334.70	\$7.00	\$243.50	\$585.20
12/13/2012	0	3	7	0	0	2.25	0	\$254.40	\$0.00	\$226.80	\$481.20
12/13/2012	4	6.5	0	0	0	0	0	\$335.79	\$0.00	\$200.00	\$535.79
12/13/2012	0	3	7	0	0	0	0	\$322.00	\$0.00	\$141.00	\$463.00
12/13/2012	5.5	4.5	0	0	0	0	0	\$198.70	\$0.00	\$336.90	\$535.60
12/13/2012	0	5	5	0	0	0.5	0	\$287.90	\$0.00	\$165.10	\$453.00
12/13/2012	5	5	0	0	0	0	0	\$268.80	\$133.60	\$420.75	\$823.15
12/13/2012	8	2.5	0	0	0	0	0	\$244.24	\$66.80	\$300.80	\$611.84
12/13/2012	0.5	4.5	0	0	0	0	0	\$127.90	\$280.80	\$28.00	\$436.70
12/13/2012	5	1	0	0	0	0	0	\$153.48	\$0.00	\$40.00	\$193.48
12/13/2012	9	1	0	0	0	0	0	\$280.80	\$267.20	\$445.50	\$993.50
12/13/2012	8.5	1.5	0	0	0	0	0	\$256.20	\$3.50	\$136.00	\$395.70
12/13/2012	7	3	0	0	0	0	16	\$211.80	\$0.00	\$179.35	\$391.15
12/13/2012	5	0	0	0	0	0	0	\$128.85	\$0.00	\$232.50	\$361.35
12/13/2012	3.5	1.5	0	0	0	0	0	\$128.85	\$50.92	\$165.20	\$344.97
12/13/2012	0	4.5	5.5	0	0	1	0	\$309.10	\$0.00	\$230.25	\$539.35
12/13/2012	8	2	0	0	0	0	0	\$309.30	\$0.00	\$104.00	\$413.30
12/13/2012	8.5	1.5	0	0	0	0	0	\$303.00	\$133.60	\$464.10	\$900.70

## Chaves County Road Department - December 2012

Work Date	Hours Worked	Travel/ Moving/ Down	Hours Blading	Vector Hours - City	Vector Hours - County	Miles Bladed	Miles Mowed	Employee Cost	Material Cost	Equipment Cost	Total Cost
12/13/2012	0	2	8	0	0	1.5	0	\$325.90	\$0.00	\$184.40	\$510.30
12/13/2012	8.5	1.5	0	0	0	0	0	\$210.60	\$0.00	\$68.00	\$278.80
12/13/2012	8	2	0	0	0	0	0	\$275.90	\$133.60	\$396.00	\$805.50
12/13/2012	5	5	0	0	0	0	0	\$234.00	\$14.46	\$122.00	\$370.46
12/13/2012	8.5	1.5	0	0	0	0	0	\$295.80	\$66.80	\$319.60	\$682.20
12/13/2012	5.5	4.5	0	0	0	0	0	\$234.00	\$33.40	\$300.80	\$568.20
12/13/2012	0	6	4	0	0	0	0	\$325.90	\$0.00	\$101.80	\$427.70
12/13/2012	0	6	4	0	0	1.8	0	\$298.80	\$0.00	\$187.70	\$486.50
12/13/2012	0	7	3	0	0	1.8	0	\$279.80	\$0.00	\$102.55	\$382.35
12/13/2012	9	1	0	0	0	0	0	\$80.00	\$0.00	\$0.00	\$80.00
12/13/2012	9	1	0	0	0	0	0	\$234.50	\$5.48	\$445.50	\$685.48
12/14/2012	0	1.5	8.5	0	0	0.67	0	\$325.90	\$0.00	\$187.85	\$513.75
12/15/2012	2	1	0	0	0	0	0	\$136.35	\$0.00	\$24.00	\$160.35
12/17/2012	0	2	8	0	0	1.5	0	\$334.70	\$0.00	\$208.00	\$542.70
12/17/2012	60	0	0	0	0	0	0	\$2,091.50	\$0.00	\$328.00	\$2,419.50
12/17/2012	60	0	0	0	0	0	0	\$1,798.30	\$0.00	\$125.50	\$1,923.80
12/17/2012	0	2.5	7.5	0	0	1.5	0	\$325.90	\$0.00	\$226.80	\$552.70
12/17/2012	10	0	0	0	0	0	0	\$309.30	\$0.00	\$104.00	\$413.30
12/17/2012	9	1	0	0	0	0	0	\$303.00	\$133.60	\$491.40	\$928.00
12/17/2012	9.5	0.5	0	0	0	0	0	\$210.80	\$0.00	\$76.00	\$286.80
12/17/2012	9.5	0.5	0	0	0	0	0	\$234.50	\$3.50	\$152.00	\$390.00
12/17/2012	2	5.5	2.5	0	0	0.5	0	\$279.80	\$0.00	\$204.90	\$484.70
12/17/2012	4	2	4	0	0	2.75	0	\$298.80	\$0.00	\$185.15	\$483.95
12/17/2012	0	2	8	0	0	0	0	\$325.90	\$0.00	\$192.90	\$518.80
12/17/2012	7.5	2.5	0	0	0	0	0	\$234.00	\$66.80	\$357.20	\$658.00
12/17/2012	9.5	0.5	0	0	0	0	0	\$295.80	\$66.80	\$357.20	\$719.80
12/17/2012	0	2.5	7.5	0	0	1.5	0	\$309.10	\$0.00	\$255.40	\$564.50
12/17/2012	9	1	0	0	0	0	0	\$234.00	\$3.50	\$160.00	\$397.50
12/17/2012	9.5	0.5	0	0	0	0	0	\$257.70	\$133.60	\$470.25	\$861.55
12/17/2012	5.5	4.5	0	0	0	0	7.5	\$211.80	\$0.00	\$179.35	\$391.15
12/17/2012	5.5	4.5	0	0	0	0	0	\$256.20	\$0.00	\$1,020.20	\$1,276.40
12/17/2012	0	2.5	7.5	0	0	2.5	0	\$280.80	\$0.00	\$225.75	\$506.55
12/17/2012	6	4.5	0	0	0	0	0	\$268.59	\$0.00	\$72.00	\$340.59
12/17/2012	9.5	0.5	0	0	0	0	0	\$227.20	\$66.80	\$357.20	\$651.20
12/17/2012	9.5	0.5	0	0	0	0	0	\$268.80	\$133.60	\$470.25	\$872.65
12/17/2012	0	4	6	0	0	0.5	0	\$287.90	\$0.00	\$236.10	\$524.00
12/17/2012	5	5	0	0	0	0	0	\$198.70	\$0.00	\$336.90	\$535.60
12/17/2012	2	8	0	0	0	0	0	\$322.00	\$0.00	\$34.50	\$356.50
12/17/2012	5.5	5	0	0	0	0	0	\$335.79	\$0.00	\$72.00	\$407.79
12/17/2012	0	5.5	4.5	0	0	1	0	\$254.40	\$0.00	\$233.70	\$488.10
12/18/2012	0	2	8	0	0	2.25	0	\$254.40	\$0.00	\$262.35	\$516.70
12/18/2012	5.5	5	0	0	0	0	0	\$335.79	\$0.00	\$72.00	\$407.79
12/18/2012	0	7	3	0	0	0	0	\$322.00	\$0.00	\$332.30	\$654.30
12/18/2012	6	4	0	0	0	0	0	\$198.70	\$0.00	\$199.50	\$398.20
12/18/2012	0	4	6	0	0	1.5	0	\$287.90	\$0.00	\$198.20	\$486.10
12/18/2012	9.5	0.5	0	0	0	0	0	\$268.80	\$200.40	\$470.25	\$939.45
12/18/2012	9.5	0.5	0	0	0	0	0	\$227.20	\$66.80	\$357.20	\$651.20
12/18/2012	9	1	0	0	0	0	0	\$280.80	\$334.00	\$445.50	\$1,060.30
12/18/2012	6	4.5	0	0	0	0	0	\$268.59	\$0.00	\$72.00	\$340.59
12/18/2012	7.5	2.5	0	0	0	0	0	\$256.20	\$0.00	\$1,222.20	\$1,478.40
12/18/2012	7	3	0	0	0	0	0	\$309.10	\$400.00	\$338.40	\$1,047.50
12/18/2012	8.5	1.5	0	0	0	0	11.05	\$211.80	\$0.00	\$267.75	\$479.55
12/18/2012	9.5	0.5	0	0	0	0	0	\$257.70	\$200.40	\$470.25	\$928.35
12/18/2012	9	1	0	0	0	0	0	\$234.00	\$0.00	\$160.00	\$394.00
12/18/2012	6.5	0.5	0	0	0	0	0	\$207.06	\$33.40	\$244.40	\$484.86
12/18/2012	9.5	0.5	0	0	0	0	0	\$234.00	\$66.80	\$357.20	\$658.00
12/18/2012	0	2	8	0	0	0	0	\$325.90	\$0.00	\$361.30	\$687.20
12/18/2012	4	3	3	0	0	2	0	\$298.80	\$0.00	\$185.15	\$483.95
12/18/2012	0	3	7	0	0	2.1	0	\$279.80	\$0.00	\$301.15	\$580.95
12/18/2012	9.5	0.5	0	0	0	0	0	\$234.50	\$61.60	\$144.88	\$440.97
12/18/2012	9.5	0.5	0	0	0	0	0	\$210.80	\$0.00	\$76.00	\$286.80
12/18/2012	9	1	0	0	0	0	0	\$303.00	\$200.40	\$518.70	\$1,022.10
12/18/2012	0	2	8	0	0	0.5	0	\$334.70	\$0.00	\$228.40	\$563.10
12/18/2012	5	0	0	0	0	0	0	\$154.65	\$0.00	\$260.00	\$414.65
12/18/2012	9	1	0	0	0	0	0	\$325.90	\$400.80	\$495.00	\$1,221.70
12/18/2012	5	0	0	0	0	0	0	\$154.65	\$33.40	\$188.00	\$376.05
12/18/2012	60	0	0	0	0	0	0	\$1,798.30	\$0.00	\$125.50	\$1,923.80
12/18/2012	70	0	0	0	0	0	0	\$2,405.70	\$0.00	\$328.00	\$2,733.70
12/19/2012	70	0	0	0	0	0	0	\$2,405.70	\$0.00	\$328.00	\$2,733.70
12/19/2012	56.5	0	0	0	0	0	0	\$1,686.19	\$0.00	\$125.50	\$1,811.69
12/19/2012	4	1.5	0	0	0	0	0	\$170.12	\$0.00	\$173.75	\$343.87
12/19/2012	0	2	8	0	0	1.5	0	\$334.70	\$0.00	\$192.90	\$527.60
12/19/2012	9.5	0.5	0	0	0	0	0	\$303.00	\$133.60	\$518.70	\$955.30

## Chaves County Road Department - December 2012

Work Date	Hours Worked	Travel/ Moving/ Down	Hours Blading	Vector Hours - City	Vector Hours - County	Miles Bladed	Miles Mowed	Employee Cost	Material Cost	Equipment Cost	Total Cost
12/19/2012	8	2	0	0	0	0	0	\$234.00	\$100.20	\$338.40	\$672.60
12/19/2012	9.5	0.5	0	0	0	0	0	\$210.80	\$0.00	\$76.00	\$286.80
12/19/2012	9.5	0.5	0	0	0	0	0	\$234.50	\$7.00	\$144.88	\$386.38
12/19/2012	2	3	5	0	0	1	0	\$279.80	\$0.00	\$272.35	\$552.15
12/19/2012	5	2.5	2.5	0	0	0.75	0	\$298.80	\$0.00	\$76.10	\$374.90
12/19/2012	0	2	8	0	0	0	0	\$325.90	\$0.00	\$192.90	\$518.80
12/19/2012	9	1	0	0	0	0	0	\$234.00	\$100.20	\$357.20	\$691.40
12/19/2012	9.5	0.5	0	0	0	0	0	\$295.80	\$100.20	\$357.20	\$753.20
12/19/2012	9	1	0	0	0	0	0	\$234.00	\$0.00	\$160.00	\$394.00
12/19/2012	7.5	0.5	0	0	0	0	0	\$206.16	\$27.40	\$354.00	\$587.56
12/19/2012	4.5	5.5	0	0	0	0	0	\$211.80	\$0.00	\$159.00	\$370.80
12/19/2012	6.5	2	0	0	0	0	0	\$262.73	\$10.50	\$120.00	\$393.23
12/19/2012	7.5	2.5	0	0	0	0	0	\$256.20	\$0.00	\$1,424.20	\$1,680.40
12/19/2012	6	4.5	0	0	0	0	0	\$268.59	\$0.00	\$72.00	\$340.59
12/19/2012	9.5	0.5	0	0	0	0	0	\$227.20	\$133.60	\$470.25	\$831.05
12/19/2012	9.5	0.5	0	0	0	0	0	\$268.80	\$133.60	\$470.25	\$872.65
12/19/2012	0	4	6	0	0	1.5	0	\$287.90	\$0.00	\$165.10	\$453.00
12/19/2012	6	4	0	0	0	0	0	\$198.70	\$0.00	\$239.10	\$437.80
12/19/2012	5	5	0	0	0	0	0	\$322.00	\$0.00	\$20.70	\$342.70
12/19/2012	5.5	5	0	0	0	0	0	\$335.79	\$0.00	\$72.00	\$407.79
12/19/2012	4	2	4	0	0	0	0	\$254.40	\$0.00	\$155.80	\$410.20
12/20/2012	5	5	0	0	0	0	0	\$254.40	\$0.00	\$34.50	\$288.90
12/20/2012	0	10	0	0	0	0	0	\$319.80	\$0.00	\$28.00	\$347.80
12/20/2012	0	10	0	0	0	0	0	\$322.00	\$0.00	\$0.00	\$322.00
12/20/2012	5	5	0	0	0	0	0	\$256.20	\$0.00	\$0.00	\$256.20
12/20/2012	5	5	0	0	0	0	0	\$198.70	\$0.00	\$303.00	\$501.70
12/20/2012	5	5	0	0	0	0	0	\$287.90	\$0.00	\$38.50	\$326.40
12/20/2012	4.5	5.5	0	0	0	0	0	\$268.80	\$0.00	\$470.25	\$739.05
12/20/2012	5	5	0	0	0	0	0	\$227.20	\$0.00	\$188.00	\$415.20
12/20/2012	3.5	6.5	0	0	0	0	0	\$255.80	\$0.00	\$28.00	\$283.80
12/20/2012	4	6	0	0	0	0	0	\$309.10	\$0.00	\$27.60	\$336.70
12/20/2012	4.5	5.5	0	0	0	0	0	\$211.80	\$0.00	\$169.20	\$381.00
12/20/2012	5	5	0	0	0	0	0	\$257.70	\$5.48	\$236.00	\$499.18
12/20/2012	4	6	0	0	0	0	0	\$295.80	\$0.00	\$150.40	\$446.20
12/20/2012	4	6	0	0	0	0	0	\$234.00	\$0.00	\$169.20	\$403.20
12/20/2012	0	10	0	0	0	0	0	\$325.90	\$0.00	\$0.00	\$325.90
12/20/2012	4.5	5.5	0	0	0	0	0	\$298.80	\$0.00	\$22.95	\$321.75
12/20/2012	8.5	0	0	0	0	0	0	\$68.00	\$0.00	\$0.00	\$68.00
12/20/2012	5	5	0	0	0	0	0	\$234.50	\$3.50	\$236.00	\$474.00
12/20/2012	4	6	0	0	0	0	0	\$234.00	\$0.00	\$162.50	\$396.50
12/20/2012	8	2	0	0	0	0	0	\$234.00	\$0.00	\$338.40	\$572.40
12/20/2012	5	5	0	0	0	0	0	\$210.80	\$0.00	\$40.00	\$250.80
12/20/2012	3.5	5	0	0	0	0	0	\$245.14	\$0.00	\$68.00	\$313.14
12/20/2012	4.5	5.5	0	0	0	0	0	\$303.00	\$0.00	\$245.70	\$548.70
12/20/2012	5	5	0	0	0	0	0	\$309.30	\$0.00	\$156.00	\$465.30
12/20/2012	5	5	0	0	0	0	0	\$325.90	\$0.00	\$34.50	\$360.40
12/20/2012	48.5	0	0	0	0	0	0	\$1,466.05	\$0.00	\$125.50	\$1,591.55
12/20/2012	60	0	0	0	0	0	0	\$2,102.60	\$0.00	\$316.50	\$2,419.10
12/20/2012	5	5	0	0	0	0	0	\$334.70	\$0.00	\$38.50	\$373.20
12/26/2012	65	0	0	0	0	0	0	\$2,249.71	\$0.00	\$328.00	\$2,577.71
12/26/2012	40	0	0	0	0	0	0	\$1,208.00	\$0.00	\$111.70	\$1,319.70
12/26/2012	8	2	0	0	0	0	0	\$234.00	\$16.44	\$499.60	\$750.04
12/26/2012	8	2	0	0	0	0	0	\$275.90	\$0.00	\$421.10	\$697.00
12/26/2012	9.5	0.5	0	0	0	0	0	\$198.70	\$16.44	\$448.40	\$663.54
12/26/2012	9.5	0.5	0	0	0	0	0	\$234.50	\$10.50	\$144.88	\$389.88
12/26/2012	10	0	0	0	0	0	0	\$80.00	\$0.00	\$0.00	\$80.00
12/26/2012	9.5	0.5	0	0	0	0	0	\$295.80	\$0.00	\$408.50	\$704.30
12/26/2012	8	2	0	0	0	0	0	\$234.00	\$10.50	\$144.00	\$388.50
12/26/2012	0	2	8	0	0	1.7	0	\$309.10	\$0.00	\$255.40	\$564.50
12/26/2012	0	2.5	7.5	0	0	2.8	0	\$280.80	\$0.00	\$225.75	\$506.55
12/26/2012	9.5	0.5	0	0	0	0	0	\$227.20	\$0.00	\$357.20	\$584.40
12/26/2012	8	2	0	0	0	0	0	\$268.80	\$0.00	\$841.50	\$1,110.30
12/26/2012	5	0	0	0	0	0	0	\$159.90	\$0.00	\$125.00	\$284.90
12/26/2012	3	2.5	0	0	0	0	0	\$175.89	\$0.00	\$100.00	\$275.89
12/27/2012	6	4.5	0	0	0	0	0	\$335.79	\$280.80	\$175.00	\$791.59
12/27/2012	0	3	7	0	0	2.3	0	\$322.00	\$0.00	\$269.20	\$591.20
12/27/2012	9	1	0	0	0	0	0	\$268.80	\$0.00	\$445.50	\$714.30
12/27/2012	8	2	0	0	0	0	0	\$227.20	\$0.00	\$300.80	\$528.00
12/27/2012	9.5	0.5	0	0	0	0	0	\$280.80	\$5.48	\$448.40	\$734.68
12/27/2012	6.5	3.5	0	0	0	0	0	\$309.10	\$3.50	\$136.00	\$448.60
12/27/2012	8	2	0	0	0	0	0	\$234.00	\$3.50	\$160.00	\$397.50
12/27/2012	7	3	0	0	0	0	0	\$295.80	\$0.00	\$263.20	\$559.00
12/27/2012	7.5	2.5	0	0	0	0	0	\$234.00	\$0.00	\$319.60	\$553.60



## Chaves County Road Department - December 2012

Work Date	Hours Worked	Travel/ Moving/ Down	Hours Blading	Vector Hours - City	Vector Hours - County	Miles Bladed	Miles Mowed	Employee Cost	Material Cost	Equipment Cost	Total Cost
12/27/2012	9	1	0	0	0	0	0	\$80.00	\$0.00	\$0.00	\$80.00
12/27/2012	9	1	0	0	0	0	0	\$234.50	\$10.50	\$144.00	\$389.00
12/27/2012	5	5	0	0	0	0	0	\$198.70	\$5.48	\$424.80	\$628.98
12/27/2012	40	0	0	0	0	0	0	\$1,208.00	\$0.00	\$111.70	\$1,319.70
12/27/2012	60	0	0	0	0	0	0	\$2,091.50	\$0.00	\$328.00	\$2,419.50
12/31/2012	20	0	0	0	0	0	0	\$774.40	\$0.00	\$137.50	\$911.90
12/31/2012	40	0	0	0	0	0	0	\$1,208.00	\$0.00	\$111.70	\$1,319.70
12/31/2012	9	1	0	0	0	0	0	\$234.50	\$7.00	\$137.25	\$378.75
12/31/2012	10	0	0	0	0	0	0	\$80.00	\$0.00	\$0.00	\$80.00
12/31/2012	9	1	0	0	0	0	0	\$234.00	\$0.00	\$357.20	\$591.20
12/31/2012	10	0	0	0	0	0	0	\$295.80	\$0.00	\$0.00	\$295.80
12/31/2012	9	1	0	0	0	0	0	\$275.90	\$3.50	\$144.00	\$423.40
12/31/2012	10	0	0	0	0	0	0	\$309.30	\$0.00	\$416.00	\$725.30
12/31/2012	8	2	0	0	0	0	0	\$234.00	\$3.50	\$160.00	\$397.50
12/31/2012	9.5	0.5	0	0	0	0	0	\$211.80	\$0.00	\$357.20	\$569.00
12/31/2012	7.5	2.5	0	0	0	0	0	\$256.20	\$0.00	\$1,424.20	\$1,680.40
12/31/2012	6.5	4	0	0	0	0	0	\$268.59	\$0.00	\$72.00	\$340.59
12/31/2012	6.5	3.5	0	0	0	0	0	\$280.80	\$5.48	\$472.00	\$758.28
12/31/2012	9.5	0.5	0	0	0	0	0	\$227.20	\$0.00	\$357.20	\$584.40
12/31/2012	6	4	0	0	0	0	0	\$268.80	\$5.48	\$448.40	\$722.68
12/31/2012	0	3	7	0	0	2.7	0	\$322.00	\$0.00	\$233.70	\$555.70
12/31/2012	1	0	0	0	0	0	0	\$23.40	\$0.00	\$0.00	\$23.40
12/31/2012	6.5	3.5	0	0	0	0	0	\$198.70	\$0.00	\$307.80	\$506.50
	<b>3697.75</b>	<b>877.5</b>	<b>606</b>	<b>0</b>	<b>0</b>	<b>150.63</b>	<b>63.55</b>	<b>\$147,600.46</b>	<b>\$11,969.17</b>	<b>\$99,467.45</b>	<b>\$259,037.08</b>

### Material Summary

Material	Amount	Unit Cost	Total Cost
1/2 Chips (2012)	0.00	\$18.13	\$0.00
5/8 Chips (2012)	0.00	\$16.88	\$0.00
Base	3010.00	\$3.34	\$10,053.40
Base - Free from Landowner	0.00	\$0.00	\$0.00
Base Stockpile	1790.00	\$0.00	\$0.00
Caliche	0.00	\$0.00	\$0.00
Caliche - Stockpile	220.00	\$0.00	\$0.00
Chip Stockpile	0.00	\$0.00	\$0.00
Cold Mix - 2011	7.20	\$78.00	\$561.60
Cold Mix - Stockpile	0.00	\$0.00	\$0.00
Dirt	0.00	\$10.00	\$0.00
Dirt to Yard	0.00	\$0.00	\$0.00
Fines	0.00	\$8.90	\$0.00
Fines Stockpile	0.00	\$0.00	\$0.00
Millings	0.00	\$0.00	\$0.00
Millings Stockpile	0.00	\$0.00	\$0.00
Pit Run	40.00	\$6.00	\$240.00
Pit Run Stockpile	0.00	\$0.00	\$0.00
RipRap	20.00	\$20.00	\$400.00
RipRap Stockpile	0.00	\$0.00	\$0.00
Sand	0.00	\$0.00	\$0.00
Waste	0.00	\$0.00	\$0.00
Water - 3000 - Dexter	0.00	\$0.00	\$0.00
Water - 3000 - Free	0.00	\$0.00	\$0.00
Water - 3000 - Hagerman	0.00	\$0.00	\$0.00
Irrigation	0.00	\$0.00	\$0.00
Water - 3000 - Private	0.00	\$24.90	\$0.00
Water - 3000 - Roswell	0.00	\$3.00	\$0.00
Water - 3500 - Dexter	21.00	\$0.00	\$0.00
Water - 3500 - Free	12.00	\$0.00	\$0.00
Water - 3500 - Hagerman	0.00	\$0.00	\$0.00
Irrigation	0.00	\$0.00	\$0.00
Water - 3500 - Private	9.00	\$29.05	\$261.45
Water - 3500 - Roswell	60.00	\$3.50	\$210.00
Water - 5475 - Dexter	0.00	\$0.00	\$0.00
Water - 5475 - Free	0.00	\$0.00	\$0.00
Water - 5475 - Hagerman	0.00	\$0.00	\$0.00
Irrigation	0.00	\$0.00	\$0.00
Water - 5475 - Private	1.00	\$45.44	\$45.44
Water - 5475 - Roswell	36.00	\$5.48	\$197.28
	<b>5226.20</b>		<b>\$11,969.17</b>

# Chaves County Road Department - December 2012

## Employee Summary

Employee	Hour	Rate	Multiplier	Total Cost
Acosta, Mauro (07/02/12)	130	\$28.44	1	\$3,697.20
Acosta, Mauro OT	0	\$0.00	1.5	\$0.00
Aguayo, Eugene (10/15/12)	1	\$23.40	1	\$23.40
Aguayo, Eugene OT	0	\$0.00	1.5	\$0.00
Allensworth, Terry (07/02/12)	150	\$40.93	1	\$6,139.50
Bensinger, Kenny (07/23/12)	137.5	\$30.91	1	\$4,250.12
Bensinger, Kenny OT	0	\$0.00	1.5	\$0.00
Burrell, Jammie (08/06/12)	140	\$23.40	1	\$3,276.00
Burrell, Jammie OT	0	\$0.00	1.5	\$0.00
Campbell, Justin (12/26/11)	145	\$31.90	1	\$4,625.50
Campbell, Justin OT	0	\$0.00	1.5	\$0.00
Carpenter, Edgar (07/02/12)	118	\$25.77	1	\$3,040.86
Carpenter, Edgar OT	0	\$0.00	1.5	\$0.00
Castro, Stephen (09/25/12)	110	\$21.18	1	\$2,329.80
Castro, Stephen OT	0	\$0.00	1.5	\$0.00
Clemenza, Joe (08/06/12)	130	\$25.62	1	\$3,330.60
Clemenza, Joe OT	0	\$0.00	1.5	\$0.00
Coupland, Dan (07/02/12)	100	\$32.20	1	\$3,220.00
Coupland, Dan OT	0	\$0.00	1.5	\$0.00
Cox, Daniel (10/08/12)	136.5	\$25.58	1	\$3,491.67
Cox, Daniel OT	0	\$0.00	1.5	\$0.00
Cox, Gerald (07/02/12)	129	\$30.31	1	\$3,909.99
Cox, Gerald OT	0	\$0.00	1.5	\$0.00
Cullins, Jacob (07/02/12)	130	\$28.08	1	\$3,650.40
Cullins, Jacob OT	0	\$0.00	1.5	\$0.00
Davis, Robert (09/24/12)	150	\$22.72	1	\$3,408.00
Davis, Robert OT	0	\$0.00	1.5	\$0.00
Davis, Robert OT	0.5	\$22.72	1.5	\$17.04
Dupree, Clinton (07/02/12)	147.5	\$26.88	1	\$3,964.80
Dupree, Clinton OT	0	\$0.00	1.5	\$0.00
Freeland, Larry (12/26/11)	110	\$28.79	1	\$3,166.90
Freeland, Larry OT	0	\$0.00	1.5	\$0.00
Goodwin, Dennis (07/02/12)	144	\$19.87	1	\$2,861.28
Goodwin, Dennis OT	0	\$0.00	1.5	\$0.00
Granados, Gilbert (07/02/12)	145.5	\$31.98	1	\$4,653.09
Granados, Gilbert OT	0	\$0.00	1.5	\$0.00
Gray, Newell (07/02/12)	130	\$34.79	1	\$4,522.70
Green, Arthur (07/02/12)	120	\$25.44	1	\$3,052.80
Green, Arthur OT	0	\$0.00	1.5	\$0.00
Guilez, Jose (09/11/12)	106.5	\$8.00	1	\$852.00
Guilez, Jose OT	0	\$0.00	1.5	\$0.00
Gurule, Angelo (07/02/12)	140	\$29.31	1	\$4,103.40
Hernandez, Steve (12/26/11)	110	\$27.98	1	\$3,077.80
Hernandez, Steve OT	0	\$0.00	1.5	\$0.00
Hernandez, Jorge (09/11/12)	0	\$8.00	1	\$0.00
Hernandez, Jorge OT	0	\$0.00	1.5	\$0.00
Hickman, Jim (06/27/11)	120	\$36.51	1	\$4,381.20
Hodge, Wesley (07/02/12)	147	\$28.33	1	\$4,164.51
Hodge, Wesley OT	0	\$0.00	1.5	\$0.00
Hollon, Ely (01/02/13)	8.5	\$28.84	1	\$245.14
Hollon, Ely OT	0	\$0.00	1.5	\$0.00
Irvin, Jay (07/02/12)	117.5	\$28.80	1	\$3,384.00
Irvin, Jay OT	0	\$0.00	1.5	\$0.00
Lopez, Jose (01/16/12)	150	\$23.45	1	\$3,517.50
Lopez, Jose OT	0	\$0.00	1.5	\$0.00
Luck, William (07/02/12)	145	\$29.58	1	\$4,289.10
Luck, William OT	0	\$0.00	1.5	\$0.00
Mahy, Angela (12/26/11)	112.25	\$31.42	1	\$3,526.90
Mahy, Angela OT	0	\$0.00	1.5	\$0.00
Medina, Manuel (06/27/11)	0	\$34.10	1	\$0.00
Medina, Manuel OT	0	\$0.00	1.5	\$0.00
Montez, Lee (10/15/12)	130	\$23.40	1	\$3,042.00
Montez, Lee OT	0	\$0.00	1.5	\$0.00
Montoya, Melvin (06/27/11)	140	\$37.30	1	\$5,222.00
Moore, Zackery (08/13/12)	80	\$23.40	1	\$1,872.00
Moore, Zackery OT	0	\$0.00	1.5	\$0.00
Morales, Raul (07/02/12)	120	\$30.23	1	\$3,627.60
Morales, Raul OT	0	\$0.00	1.5	\$0.00
Murillo, Alfredo (07/02/12)	148	\$32.13	1	\$4,755.24
Murillo, Alfredo OT	0	\$0.00	1.5	\$0.00
Ortega, James (07/02/12)	0	\$0.00	1	\$0.00
Ortega, James OT	0	\$0.00	1.5	\$0.00
Rabb, George (07/02/12)	110	\$29.88	1	\$3,286.80
Rabb, George OT	0	\$0.00	1.5	\$0.00
Roberts, Dale (06/27/11)	100	\$32.59	1	\$3,259.00
Roberts, Dale OT	0	\$0.00	1.5	\$0.00

# Chaves County Road Department - December 2012

## Employee Summary

Employee	Hour	Rate	Multiplier	Total Cost
Romero, Raymond (07/30/12)	118	\$21.08	1	\$2,487.44
Romero, Raymond OT	0	\$0.00	1.5	\$0.00
Smith, Jack (07/02/12)	100	\$27.59	1	\$2,759.00
Smith, Jack OT	0	\$0.00	1.5	\$0.00
Snipes, William (06/27/11)	110	\$32.59	1	\$3,584.90
Snipes, William OT	0	\$0.00	1.5	\$0.00
Sorensen, Stephen (07/02/12)	120	\$33.47	1	\$4,016.40
Sorensen, Stephen OT	0	\$0.00	1.5	\$0.00
Valencia, Gilberto (05/14/12)	120	\$30.30	1	\$3,636.00
Valencia, Gilberto OT	0	\$0.00	1.5	\$0.00
Valencia, Gilberto OT	3	\$30.30	1.5	\$136.35
West, Joe (07/02/12)	121	\$30.93	1	\$3,742.53
West, Joe OT	0	\$0.00	1.5	\$0.00
	<b>5181.25</b>			<b>\$147,600.46</b>

## Equipment Summary

Equipment	Amount	Unit Cost	Total Cost
Unit 001 (2011)	66.00	\$35.50	\$2,343.00
Unit 002 (2011)	69.20	\$35.50	\$2,456.60
Unit 003 (2011)	67.00	\$35.50	\$2,378.50
Unit 004 (2011)	57.00	\$35.50	\$2,023.50
Unit 005 (2011)	54.00	\$35.50	\$1,917.00
Unit 006 (2013)	0.00	\$35.50	\$0.00
Unit 008 (2011)	59.00	\$35.50	\$2,094.50
Unit 009 (2011)	63.00	\$35.50	\$2,236.50
Unit 010 (2011)	31.00	\$35.50	\$1,100.50
Unit 011 (2011)	31.00	\$35.50	\$1,100.50
Unit 012 (2013)	14.00	\$35.50	\$497.00
Unit 013 (2011)	0.00	\$0.00	\$0.00
Unit 014 (2011)	39.00	\$35.50	\$1,384.50
Unit 015 (2011)	8.00	\$52.00	\$416.00
Unit 016 (2011)	6.00	\$52.00	\$312.00
Unit 017 (2011)	45.00	\$202.00	\$9,090.00
Unit 018 (2011)	0.00	\$57.90	\$0.00
Unit 020 (2011)	3.00	\$51.30	\$153.90
Unit 020 (2011)	20.00	\$52.00	\$1,040.00
Unit 023 (2011)	0.00	\$33.00	\$0.00
Unit 023 (2011)	3.00	\$39.60	\$118.80
Unit 024 (2011)	0.00	\$39.60	\$0.00
Unit 025 (2012)	0.00	\$20.00	\$0.00
Unit 026 (2011)	0.00	\$20.00	\$0.00
Unit 029 (2011)	0.00	\$32.50	\$0.00
Unit 030 (2011)	12.00	\$52.00	\$624.00
Unit 041 (2011)	29.00	\$22.10	\$640.90
Unit 042 (2011)	0.00	\$9.90	\$0.00
Unit 043 (2011)	0.00	\$9.90	\$0.00
Unit 044 (2011)	0.00	\$22.10	\$0.00
Unit 045 (2011)	29.00	\$22.10	\$640.90
Unit 047 (2011)	0.00	\$22.10	\$0.00
Unit 049 (2011)	32.00	\$39.60	\$1,267.20
Unit 050 (2011)	0.00	\$5.00	\$0.00
Unit 051 (2011)	0.00	\$15.00	\$0.00
Unit 052 (2011)	0.00	\$9.90	\$0.00
Unit 100 (2011)	150.00	\$5.75	\$862.50
Unit 102 (2011)	140.00	\$5.10	\$714.00
Unit 103 (2013)	120.00	\$8.00	\$960.00
Unit 104 (2011)	130.00	\$5.10	\$663.00
Unit 105 (2011)	140.00	\$7.70	\$1,078.00
Unit 106 (2011)	26.00	\$5.75	\$149.50
Unit 107 (2011)	0.00	\$8.10	\$0.00
Unit 108 (2011)	2.00	\$5.10	\$10.20
Unit 109 (2011)	6.00	\$5.10	\$30.60
Unit 110 (2011)	19.00	\$7.70	\$146.30
Unit 111 (2011)	0.00	\$8.00	\$0.00
Unit 112 (2011)	0.00	\$5.10	\$0.00
Unit 113 (2011)	22.00	\$7.70	\$169.40
Unit 114 (2011)	22.50	\$5.10	\$114.75
Unit 115 (2011)	0.00	\$5.10	\$0.00
Unit 116 (2011)	23.50	\$5.10	\$119.85
Unit 117 (2011)	61.00	\$6.90	\$420.90

# Chaves County Road Department - December 2012

## Equipment Summary

Equipment	Amount	Unit Cost	Total Cost
Unit 118 (2011)	0.00	\$5.10	\$0.00
Unit 119 (2011)	0.00	\$7.70	\$0.00
Unit 120 (2011)	0.00	\$8.00	\$0.00
Unit 121 (2011)	18.50	\$6.90	\$127.65
Unit 122 (2011)	45.00	\$6.90	\$310.50
Unit 123 (2011)	0.00	\$12.00	\$0.00
Unit 124 (2011)	5.00	\$5.10	\$25.50
Unit 125 (2013)	0.00	\$8.00	\$0.00
Unit 127 (2011)	0.00	\$5.10	\$0.00
Unit 128 (2011)	0.00	\$5.10	\$0.00
Unit 129 (2011)	109.50	\$8.00	\$876.00
Unit 130 (2011)	14.50	\$5.10	\$73.95
Unit 131 (2011)	81.00	\$37.60	\$3,045.60
Unit 132 (2011)	9.50	\$32.50	\$308.75
Unit 134 (2011)	60.00	\$22.75	\$1,365.00
Unit 135 (2011)	3.00	\$32.50	\$97.50
Unit 136 (2011)	78.50	\$32.50	\$2,551.25
Unit 137 (2011)	119.00	\$32.50	\$3,867.50
Unit 138 (2011)	116.00	\$32.50	\$3,770.00
Unit 139 (2011)	78.00	\$32.50	\$2,535.00
Unit 140 (2011)	99.50	\$32.50	\$3,233.75
Unit 141 (2011)	19.00	\$17.00	\$323.00
Unit 141A (2011)	0.00	\$17.00	\$0.00
Unit 143 (2011)	62.50	\$17.00	\$1,062.50
Unit 144 (2011)	71.50	\$17.00	\$1,215.50
Unit 145 (2011)	18.00	\$17.00	\$306.00
Unit 146 (2011)	0.00	\$9.00	\$0.00
Unit 148 (2011)	76.00	\$17.00	\$1,292.00
Unit 149 (2011)	0.00	\$2.00	\$0.00
Unit 149 (2011)	0.00	\$17.00	\$0.00
Unit 150 (2011)	62.00	\$17.00	\$1,054.00
Unit 151 (2011)	0.00	\$17.00	\$0.00
Unit 152 (2011)	119.00	\$17.00	\$2,023.00
Unit 153 (2011)	2.00	\$15.25	\$30.50
Unit 153 (2011)	124.00	\$16.00	\$1,984.00
Unit 155 (2011)	104.50	\$12.00	\$1,254.00
Unit 157 (2011)	107.50	\$37.60	\$4,042.00
Unit 158 (2011)	77.50	\$16.00	\$1,240.00
Unit 159 (2011)	0.50	\$15.25	\$7.63
Unit 159 (2011)	0.00	\$16.00	\$0.00
Unit 160 (2011)	4.00	\$15.25	\$61.00
Unit 160 (2011)	16.00	\$16.00	\$256.00
Unit 161 (2011)	127.00	\$37.60	\$4,775.20
Unit 162 (2011)	0.00	\$16.00	\$0.00
Unit 164 (2011)	28.00	\$37.60	\$1,052.80
Unit 165 (2011)	0.00	\$16.00	\$0.00
Unit 166 (2011)	0.00	\$37.60	\$0.00
Unit 167 (2011)	0.00	\$2.00	\$0.00
Unit 168 (2011)	0.00	\$2.00	\$0.00
Unit 169 (2011)	104.50	\$9.00	\$940.50
Unit 173 (2011)	15.50	\$6.90	\$106.95
Unit 174 (2011)	0.00	\$5.10	\$0.00
Unit 175 (2011)	32.50	\$7.70	\$250.25
Unit 176 (2011)	29.00	\$6.90	\$200.10
Unit 177 (2011)	117.50	\$8.00	\$940.00
Unit 180 (2011)	0.00	\$2.00	\$0.00
Unit 181 (2011)	21.00	\$14.00	\$294.00
Unit 182 (2011)	62.50	\$15.25	\$953.13
Unit 183 (2011)	126.50	\$37.60	\$4,756.40
Unit 184 (2011)	95.00	\$37.60	\$3,572.00
Unit 185 (2011)	0.00	\$8.00	\$0.00
Unit 186 (2011)	8.50	\$8.00	\$68.00
Unit 187 (2011)	111.00	\$8.00	\$888.00
Unit 188 (2011)	38.00	\$6.90	\$262.20
Unit 189 (2011)	42.00	\$17.00	\$714.00
Unit 190 (2011)	82.00	\$14.70	\$1,205.40
Unit 191 (2011)	59.50	\$14.70	\$874.65
<b>4400.20</b>			<b>\$99,467.45</b>

## Chaves County Road Department Dumpster Report - December 2012

Work Date	Hours Worked	Travel/Moving/ Down	Hours Dumpster Drivers	Trash Loads	Employee Cost	Material Cost	Equipment Cost	Total Cost
12/01/2012	0	0.5	9.50	5	\$234.00	\$892.08	\$357.20	\$1,483.28
12/01/2012	6.5	2	0.00	0	\$68.00	\$0.00	\$258.96	\$326.96
12/03/2012	6.5	3.5	0.00	0	\$211.80	\$0.00	\$357.60	\$569.40
12/03/2012	0	1	9.00	2	\$234.00	\$424.93	\$338.40	\$997.33
12/04/2012	0	0.5	9.50	4	\$234.00	\$614.88	\$357.20	\$1,206.08
12/04/2012	6.5	3.5	0.00	0	\$211.80	\$0.00	\$282.90	\$494.70
12/05/2012	7	3	0.00	0	\$80.00	\$0.00	\$107.40	\$187.40
12/05/2012	0	0.5	9.50	5	\$234.00	\$762.30	\$357.20	\$1,353.50
12/06/2012	0	1	9.00	6	\$234.00	\$1,034.46	\$338.40	\$1,606.86
12/06/2012	6.5	2.5	0.00	0	\$72.00	\$0.00	\$452.28	\$524.28
12/07/2012	6.5	3	0.00	0	\$76.00	\$0.00	\$10.20	\$86.20
12/07/2012	0	0.5	9.50	4	\$234.00	\$546.21	\$357.20	\$1,137.41
12/08/2012	0	0.5	9.50	4	\$351.00	\$612.36	\$357.20	\$1,320.56
12/08/2012	7	3	0.00	0	\$80.00	\$0.00	\$10.20	\$90.20
12/10/2012	7	3	0.00	0	\$234.00	\$0.00	\$251.04	\$485.04
12/10/2012	0	4	6.00	3	\$341.00	\$635.35	\$225.60	\$1,201.95
12/11/2012	0	1	9.00	5	\$341.00	\$611.10	\$338.40	\$1,290.50
12/11/2012	7	3	0.00	0	\$234.00	\$0.00	\$132.60	\$366.60
12/12/2012	6.5	2	0.00	0	\$68.00	\$0.00	\$381.18	\$449.18
12/12/2012	0	0.5	9.50	3	\$234.00	\$248.22	\$357.20	\$839.42
12/13/2012	0	1	9.00	4	\$234.00	\$380.21	\$338.40	\$952.61
12/13/2012	6.5	3.5	0.00	0	\$341.00	\$0.00	\$79.04	\$420.04
12/14/2012	6	2	0.00	0	\$64.00	\$0.00	\$349.83	\$413.83
12/14/2012	0	0.5	9.50	3	\$234.00	\$432.81	\$357.20	\$1,024.01
12/15/2012	0	0.5	9.50	5	\$234.00	\$708.12	\$357.20	\$1,299.32
12/15/2012	4	2	0.00	0	\$48.00	\$0.00	\$542.40	\$590.40
12/17/2012	5	5	0.00	0	\$234.00	\$0.00	\$144.46	\$378.46
12/17/2012	0	1	9.00	4	\$341.00	\$328.23	\$324.60	\$993.83
12/18/2012	0	1	9.00	4	\$341.00	\$746.55	\$338.40	\$1,425.95
12/18/2012	7	3	0.00	0	\$234.00	\$0.00	\$120.29	\$354.29
12/19/2012	5	3	0.00	0	\$64.00	\$0.00	\$245.66	\$309.66
12/19/2012	0	0.5	9.50	0	\$234.00	\$0.00	\$357.20	\$591.20
12/20/2012	0	5.5	4.50	2	\$234.00	\$266.17	\$169.20	\$669.37
12/20/2012	3	7	0.00	0	\$80.00	\$0.00	\$51.61	\$131.61
12/21/2012	7	2	0.00	0	\$72.00	\$0.00	\$0.00	\$72.00
12/21/2012	0	0.5	9.50	5	\$234.00	\$727.02	\$357.20	\$1,318.22
12/22/2012	0	0.5	9.50	6	\$234.00	\$604.80	\$357.20	\$1,196.00
12/22/2012	7	2	0.00	0	\$72.00	\$0.00	\$0.00	\$72.00
12/24/2012	0	1	9.00	3	\$341.00	\$514.39	\$485.14	\$1,340.53
12/26/2012	0	1	9.00	4	\$341.00	\$469.98	\$338.40	\$1,149.38
12/26/2012	5	2	0.00	0	\$56.00	\$0.00	\$0.00	\$56.00
12/26/2012	0	1	9.00	0	\$211.80	\$0.00	\$165.05	\$376.85
12/27/2012	0	1.5	8.50	5	\$341.00	\$738.36	\$319.60	\$1,398.96
12/27/2012	6.5	3.5	0.00	0	\$234.00	\$0.00	\$143.34	\$377.34
12/28/2012	0	0.5	9.50	6	\$234.00	\$536.13	\$357.20	\$1,127.33
12/28/2012	7	2	0.00	0	\$72.00	\$0.00	\$89.51	\$161.51
12/29/2012	7	2	0.00	0	\$72.00	\$0.00	\$33.25	\$105.25
12/29/2012	0	0.5	9.50	6	\$234.00	\$733.01	\$357.20	\$1,324.21
12/31/2012	0	1	9.00	3	\$341.00	\$518.18	\$338.40	\$1,197.57
12/31/2012	7	3	0.00	0	\$234.00	\$0.00	\$109.42	\$343.42
	<b>150</b>	<b>98</b>	<b>232.50</b>	<b>101</b>	<b>\$10,247.40</b>	<b>\$14,085.86</b>	<b>\$12,854.76</b>	<b>\$37,188.01</b>

### Material Summary

Material	Amount	Unit Cost	Total Cost
Solid Waste - Berrendo/Wiggins (2011)	27.43	\$31.50	\$864.04
Solid Waste - Midway/Cumberland (2011)	50.83	\$31.50	\$1,601.15
Solid Waste - North - Load Pull Charge (2011)	0.00	\$10.50	\$0.00
Solid Waste - North - Passenger Tires (2011)	0.00	\$2.36	\$0.00
Solid Waste - North - Truck Tires (2011)	0.00	\$4.73	\$0.00
Solid Waste - North/Railroad (2011)	261.30	\$31.50	\$8,230.95
Solid Waste - South - Load Pull Charge (2011)	0.00	\$10.50	\$0.00
Solid Waste - South - Passenger Tires (2011)	0.00	\$2.36	\$0.00
Solid Waste - South - Truck Tires (2011)	0.00	\$4.73	\$0.00
Solid Waste - South/Dunken (2011)	1.05	\$31.50	\$33.07
Solid Waste - South/Miller (2011)	106.56	\$31.50	\$3,356.64
	<b>447.17</b>		<b>\$14,085.86</b>

## Chaves County Road Department Dumpster Report - December 2012

Equipment Summary			
Equipment	Amount	Unit Cost	Total Cost
Unit 023 (2011)	0.00	\$39.60	\$0.00
Unit 024 (2011)	19.50	\$39.60	\$772.20
Unit 029 (2011)	33.00	\$32.50	\$1,072.50
Unit 030 (2011)	47.20	\$51.30	\$2,421.36
Unit 047 (2011)	0.00	\$22.10	\$0.00
Unit 049 (2011)	0.00	\$39.60	\$0.00
Unit 051 (2011)	0.00	\$15.00	\$0.00
Unit 112 (2011)	35.00	\$5.10	\$178.50
Unit 127 (2011)	4.00	\$5.10	\$20.40
Unit 128 (2011)	0.00	\$5.10	\$0.00
Unit 130 (2011)	0.00	\$5.10	\$0.00
Unit 133 (2011)	223.00	\$37.60	\$8,384.80
Unit 154 (2011)	0.00	\$10.00	\$0.00
Unit 171 (2011)	0.50	\$10.00	\$5.00
Unit 172 (2011)	0.00	\$10.00	\$0.00
	<b>362.20</b>		<b>\$12,854.76</b>

### Employee Summary

Employee	Hour	Rate	Multiplier	Total Cost
Aguayo, Eugene (10/15/12)	150	\$23.40	1	\$3,510.00
Aguayo, Eugene OT	0	\$0.00	1.5	\$0.00
Aguayo, Eugene OT	10	\$23.40	1.5	\$351.00
Bensinger, Kenny (07/23/12)	0	\$30.91	1	\$0.00
Bensinger, Kenny OT	0	\$0.00	1.5	\$0.00
Burrell, Jammie (08/06/12)	0	\$23.40	1	\$0.00
Burrell, Jammie OT	0	\$0.00	1.5	\$0.00
Castro, Stephen (09/25/12)	30	\$21.18	1	\$635.40
Castro, Stephen OT	0	\$0.00	1.5	\$0.00
Clemenza, Joe (08/06/12)	0	\$25.62	1	\$0.00
Clemenza, Joe OT	0	\$0.00	1.5	\$0.00
Hernandez, Jorge (09/11/12)	130.5	\$8.00	1	\$1,044.00
Hernandez, Jorge OT	0	\$0.00	1.5	\$0.00
Lopez, Jose (01/16/12)	0	\$21.89	1	\$0.00
Lopez, Jose OT	0	\$0.00	1.5	\$0.00
Medina, Manuel (06/27/11)	90	\$34.10	1	\$3,069.00
Medina, Manuel OT	0	\$0.00	1.5	\$0.00
Montez, Lee (10/15/12)	0	\$23.40	1	\$0.00
Montez, Lee OT	0	\$0.00	1.5	\$0.00
Moore, Zackery (08/13/12)	70	\$23.40	1	\$1,638.00
Moore, Zackery OT	0	\$0.00	1.5	\$0.00
Murillo, Alfredo (07/02/12)	0	\$32.13	1	\$0.00
Murillo, Alfredo OT	0	\$0.00	1.5	\$0.00
Romero, Raymond (07/30/12)	0	\$21.08	1	\$0.00
Romero, Raymond OT	0	\$0.00	1.5	\$0.00
Smith, Jack (07/02/12)	0	\$27.59	1	\$0.00
Smith, Jack OT	0	\$0.00	1.5	\$0.00
Sorensen, Stephen (07/02/12)	0	\$33.47	1	\$0.00
Sorensen, Stephen OT	0	\$0.00	1.5	\$0.00
Valencia, Gilberto (05/14/12)	0	\$30.30	1	\$0.00
Valencia, Gilberto OT	0	\$0.00	1.5	\$0.00
	<b>480.5</b>			<b>\$10,247.40</b>

**Chaves County Road Department - Time Out for December 2012  
(Absent/Vacation/Sick/Holiday)**

Work Date	Hours Absent	Employee Cost
12/03/2012	30	\$663.00
12/04/2012	42	\$1,087.26
12/05/2012	84	\$2,314.18
12/06/2012	79	\$2,174.19
12/10/2012	12.5	\$79.79
12/11/2012	17	\$206.38
12/12/2012	23	\$414.07
12/13/2012	24.25	\$358.26
12/17/2012	30	\$590.10
12/18/2012	23	\$364.64
12/19/2012	57	\$1,433.61
12/20/2012	71.5	\$1,812.85
12/24/2012	430	\$12,125.60
12/25/2012	430	\$12,125.60
12/26/2012	185	\$5,002.49
12/27/2012	200	\$5,433.40
12/31/2012	200	\$5,729.40
	<b>1938.25</b>	<b>\$51,914.83</b>


Employee Summary				
Employee	Hour	Rate	r	Total Cost
Acosta, Mauro (07/02/12)	40	\$28.44	1	\$1,137.60
Aguayo, Eugene (10/15/12)	20	\$23.40	1	\$468.00
Allensworth, Terry (07/02/12)	20	\$40.93	1	\$818.60
Bensinger, Kenny (07/23/12)	32.5	\$30.91	1	\$1,004.57
Burrell, Jammie (08/06/12)	30	\$23.40	1	\$702.00
Campbell, Justin (12/26/11)	25	\$31.90	1	\$797.50
Carpenter, Edgar (07/02/12)	52	\$25.77	1	\$1,340.04
Castro, Stephen (09/25/12)	30	\$21.18	1	\$635.40
Clemenza, Joe (08/06/12)	40	\$25.62	1	\$1,024.80
Coupland, Dan (07/02/12)	70	\$32.20	1	\$2,254.00
Cox, Daniel (10/08/12)	40	\$25.58	1	\$1,023.20
Cox, Gerald (07/02/12)	41	\$30.31	1	\$1,242.71
Cullins, Jacob (07/02/12)	40	\$28.08	1	\$1,123.20
Davis, Robert (09/24/12)	20	\$22.72	1	\$454.40
Dupree, Clinton (07/02/12)	22.5	\$26.88	1	\$604.80
Freeland, Larry (12/26/11)	60	\$28.79	1	\$1,727.40
Goodwin, Dennis (07/02/12)	26	\$19.87	1	\$516.62
Granados, Gilbert (07/02/12)	30.5	\$31.98	1	\$975.39
Gray, Newell (07/02/12)	40	\$34.79	1	\$1,391.60
Green, Arthur (07/02/12)	50	\$25.44	1	\$1,272.00
Gurule, Angelo (07/02/12)	30	\$29.31	1	\$879.30
Hernandez, Steve (12/26/11)	60	\$27.98	1	\$1,678.80
Hickman, Jim (06/27/11)	50	\$36.51	1	\$1,825.50
Hodge, Wesley (07/02/12)	23	\$28.33	1	\$651.59
Irvin, Jay (07/02/12)	54.5	\$28.80	1	\$1,569.60
Lopez, Jose (01/16/12)	20	\$23.45	1	\$469.00
Luck, William (07/02/12)	25	\$29.58	1	\$739.50
Mahy, Angela (12/26/11)	57.75	\$31.42	1	\$1,814.51

**Chaves County Road Department - Time Out for December 2012  
(Absent/Vacation/Sick/Holiday)**

Employee Summary				
Employee	Hour	Rate	r	Total Cost
Medina, Manuel (06/27/11)	100	\$34.10	1	\$3,410.00
Montez, Lee (10/15/12)	40	\$23.40	1	\$936.00
Montoya, Melvin (06/27/11)	30	\$37.30	1	\$1,119.00
Moore, Zackery (08/13/12)	20	\$23.40	1	\$468.00
Morales, Raul (07/02/12)	50	\$30.23	1	\$1,511.50
Murillo, Alfredo (07/02/12)	22	\$32.13	1	\$706.86
Ortega, James (07/02/12)	170	\$0.00	1	\$0.00
Rabb, George (07/02/12)	60	\$29.88	1	\$1,792.80
Roberts, Dale (06/27/11)	70	\$32.59	1	\$2,281.30
Romero, Raymond (07/30/12)	52	\$21.08	1	\$1,096.16
Smith, Jack (07/02/12)	70	\$27.59	1	\$1,931.30
Snipes, William (06/27/11)	60	\$32.59	1	\$1,955.40
Sorensen, Stephen (07/02/12)	50	\$33.47	1	\$1,673.50
Valencia, Gilberto (05/14/12)	50	\$30.30	1	\$1,515.00
West, Joe (07/02/12)	44.5	\$30.93	1	\$1,376.39
	<b>1938.25</b>			<b>\$51,914.83</b>



**CHAVES COUNTY  
ROAD DEPARTMENT**  
1505 East Brasher Road  
Roswell, New Mexico 88203  
Phone: 575-624-6610  
Fax: 575-627-4360



**COMMISSIONERS**  
James W. Duffey · District 1  
Kim Chesser · District 2  
Kyle D. "Smiley" Wooton · District 3  
Robert Corn · District 4  
Greg Nibert · District 5

**Road Operations Director**  
Terry Allensworth

**County Manager**  
Stanton L. Riggs

**January 2013**

MAN-HOURS	8,542.75	
MANPOWER COST		\$238,353.78
MAN-HOURS ON ROAD PROJECTS	6,894.75	
MANPOWER COST ON ROAD PROJECTS		\$195,617.48
MILES BLADED	245.36	
MILES MOWED	18.00	
VEHICLE MILEAGE and OFF-ROAD HOURS	6,489.45	
VEHICLE AND EQUIPMENT COSTS		\$151,833.74
GALLONS WATER HAULED	405,000.00	
COST OF CITY WATER		\$246.24
COST OF PRIVATE BILLED WATER		\$136.32
MATERIAL HAULED (cubic yards)		
CHIPS USED ON ROAD PROJECTS	0.00	\$0.00
BASE COURSE USED ON ROAD PROJECTS	2,500.00	\$8,350.00
COLD MIX USED ON ROAD PROJECTS	10.80	\$842.40
FINES USED ON ROAD PROJECTS	0.00	\$0.00
MILLINGS	0.00	\$0.00
PIT RUN USED ON ROAD PROJECTS	600.00	\$3,600.00
RIP RAP USED ON ROAD PROJECTS	0.00	\$0.00
ROAD OIL		\$0.00
PRIMER		\$0.00
CHFRS-2P		\$0.00
DEMURRAGE		\$0.00
GAS (gallons)	2619.40	\$7,433.99
DIESEL (gallons)	12202.00	\$40,214.21
GAS - Dunken (gallons)	254.00	\$711.17
DIESEL - Dunken (gallons)	851.60	\$2,780.36
COST OF ROADWORK		\$411,765.91
COST OF SOLID WASTE		\$13,444.20

  
**TERRY ALLENSWORTH**  
**ROAD OPERATIONS DIRECTOR**

## Chaves County Road Department - January 2013

Work Date	Hours Worked	Travel/ Moving/ Down	Hours Blading	Vector Hours - City	Vector Hours - County	Miles Bladed	Miles Mowed	Employee Cost	Material Cost	Equipment Cost	Total Cost
01/01/2013	0	2	8	0	0	1.5	0	\$315.50	\$0.00	\$255.40	\$570.90
01/02/2013	9	1	0	0	0	0	0	\$234.00	\$3.50	\$160.00	\$397.50
01/02/2013	9.5	0.5	0	0	0	0	0	\$257.70	\$5.48	\$448.40	\$711.58
01/02/2013	9.5	0.5	0	0	0	0	0	\$211.80	\$200.40	\$470.25	\$882.45
01/02/2013	9.5	0.5	0	0	0	0	0	\$256.20	\$200.40	\$470.25	\$926.85
01/02/2013	5	5.5	0	0	0	0	0	\$268.59	\$0.00	\$56.00	\$324.59
01/02/2013	9.5	0.5	0	0	0	0	0	\$227.20	\$100.20	\$357.20	\$684.60
01/02/2013	9.5	0.5	0	0	0	0	0	\$268.80	\$200.40	\$470.25	\$939.45
01/02/2013	0	5	5	0	0	2.5	0	\$294.20	\$0.00	\$208.30	\$502.50
01/02/2013	0	2.5	7.5	0	0	3	0	\$280.80	\$0.00	\$225.75	\$506.55
01/02/2013	5	5	0	0	0	0	0	\$198.70	\$0.00	\$236.70	\$435.40
01/02/2013	6	3	0	0	0	0	0	\$287.82	\$0.00	\$187.50	\$475.32
01/02/2013	0	2	8	0	0	2	0	\$254.40	\$0.00	\$262.30	\$516.70
01/02/2013	0	3	7	0	0	2.3	0	\$322.00	\$0.00	\$198.20	\$520.20
01/02/2013	10	0	0	0	0	0	0	\$80.00	\$0.00	\$0.00	\$80.00
01/02/2013	0	3	7	0	0	0.4	0	\$286.10	\$0.00	\$279.85	\$565.95
01/02/2013	9	1	0	0	0	0	0	\$225.80	\$10.50	\$137.25	\$373.55
01/02/2013	9.5	0.5	0	0	0	0	0	\$295.80	\$100.20	\$357.20	\$753.20
01/02/2013	8.5	1.5	0	0	0	0	0	\$234.00	\$200.40	\$357.20	\$791.60
01/02/2013	6	4	0	0	0	0	0	\$234.00	\$5.48	\$424.80	\$664.28
01/02/2013	1	8	1	0	0	0	0	\$325.90	\$0.00	\$463.40	\$789.30
01/02/2013	9.5	0.5	0	0	0	0	0	\$248.20	\$0.00	\$76.00	\$324.20
01/02/2013	4	2	4	0	0	0	0	\$298.80	\$0.00	\$205.55	\$504.35
01/02/2013	9	1	0	0	0	0	0	\$275.90	\$3.50	\$144.00	\$423.40
01/02/2013	0	1	9	0	0	0.8	0	\$325.90	\$0.00	\$219.90	\$545.80
01/02/2013	0	2	8	0	0	0.5	0	\$334.70	\$0.00	\$299.40	\$634.10
01/02/2013	50	0	0	0	0	0	0	\$1,726.40	\$0.00	\$248.00	\$1,974.40
01/02/2013	50	0	0	0	0	0	0	\$1,489.70	\$0.00	\$125.50	\$1,615.20
01/02/2013	10	0	0	0	0	0	0	\$309.30	\$0.00	\$260.00	\$569.30
01/03/2013	10	0	0	0	0	0	0	\$309.30	\$0.00	\$468.00	\$777.30
01/03/2013	41	0	0	0	0	0	0	\$1,229.38	\$0.00	\$125.50	\$1,354.88
01/03/2013	50	0	0	0	0	0	0	\$1,726.40	\$0.00	\$248.00	\$1,974.40
01/03/2013	0	4.5	5.5	0	0	0.5	0	\$334.70	\$0.00	\$168.95	\$503.65
01/03/2013	0	1	9	0	0	0.7	0	\$325.90	\$0.00	\$148.90	\$474.80
01/03/2013	9	1	0	0	0	0	0	\$275.90	\$3.50	\$144.00	\$423.40
01/03/2013	0	3.5	6.5	0	0	1	0	\$298.80	\$0.00	\$253.60	\$552.40
01/03/2013	9	1	0	0	0	0	0	\$341.00	\$66.80	\$445.50	\$853.30
01/03/2013	9.5	0.5	0	0	0	0	0	\$248.20	\$0.00	\$76.00	\$324.20
01/03/2013	0	10	0	0	0	0	0	\$325.90	\$0.00	\$0.00	\$325.90
01/03/2013	9	1	0	0	0	0	0	\$234.00	\$100.20	\$338.40	\$672.60
01/03/2013	9.5	0.5	0	0	0	0	0	\$295.80	\$100.20	\$357.20	\$753.20
01/03/2013	5	5	0	0	0	0	0	\$225.80	\$3.50	\$129.63	\$358.93
01/03/2013	2.5	0	0	0	0	0	0	\$72.10	\$0.00	\$20.00	\$92.10
01/03/2013	0	3	7	0	0	1.1	0	\$286.10	\$0.00	\$272.75	\$558.85
01/03/2013	7.5	0	0	0	0	0	0	\$60.00	\$0.00	\$0.00	\$60.00
01/03/2013	0	7	3	0	0	0	0	\$322.00	\$0.00	\$134.10	\$456.10
01/03/2013	2	4	4	0	0	1	0	\$254.40	\$0.00	\$254.40	\$508.80
01/03/2013	8	2.5	0	0	0	0	0	\$335.79	\$0.00	\$72.00	\$407.79
01/03/2013	2.5	3.5	0	0	0	0	0	\$119.22	\$0.00	\$28.05	\$147.27
01/03/2013	0	2.5	7.5	0	0	2.5	0	\$280.80	\$0.00	\$225.75	\$506.55
01/03/2013	0	4	6	0	0	3	0	\$294.20	\$0.00	\$236.10	\$530.30
01/03/2013	9.5	0.5	0	0	0	0	0	\$268.80	\$200.40	\$470.25	\$939.45
01/03/2013	9.5	0.5	0	0	0	0	0	\$227.20	\$100.20	\$357.20	\$684.60
01/03/2013	6	4.5	0	0	0	0	0	\$268.59	\$0.00	\$72.00	\$340.59
01/03/2013	5	0	0	0	0	0	0	\$128.10	\$5.48	\$236.00	\$369.58
01/03/2013	0	0.5	0	0	4.5	0	0	\$128.10	\$0.00	\$0.00	\$128.10
01/03/2013	9	1	0	0	0	0	0	\$211.80	\$200.40	\$445.50	\$857.70
01/03/2013	5	0.5	0	0	0	0	0	\$141.74	\$5.48	\$236.00	\$383.22
01/03/2013	9	1	0	0	0	0	0	\$234.00	\$3.50	\$160.00	\$397.50
01/03/2013	1	2	7	0	0	1	0	\$315.50	\$0.00	\$226.80	\$542.30
01/05/2013	2	0	0	0	0	0	0	\$56.88	\$0.00	\$0.00	\$56.88
01/07/2013	10	0	0	0	0	0	0	\$80.00	\$0.00	\$0.00	\$80.00
01/07/2013	0	3	7	0	0	1.3	0	\$286.10	\$0.00	\$297.60	\$583.70
01/07/2013	9.5	0.5	0	0	0	0	0	\$225.80	\$3.50	\$152.00	\$381.30
01/07/2013	9.5	0.5	0	0	0	0	0	\$295.80	\$133.60	\$357.20	\$786.60
01/07/2013	0	4	6	0	0	3	0	\$294.20	\$0.00	\$236.10	\$530.30
01/07/2013	0	2.5	7.5	0	0	3.3	0	\$280.80	\$0.00	\$225.75	\$506.55
01/07/2013	5	5	0	0	0	0	0	\$198.70	\$0.00	\$205.20	\$403.90
01/07/2013	8	2.5	0	0	0	0	0	\$335.79	\$0.00	\$225.00	\$560.79
01/07/2013	0	2	8	0	0	2.5	0	\$254.40	\$0.00	\$262.30	\$516.70
01/07/2013	0	2.5	7.5	0	0	1.2	0	\$315.50	\$0.00	\$255.40	\$570.90
01/07/2013	9	1	0	0	0	0	0	\$234.00	\$3.50	\$160.00	\$397.50
01/07/2013	9	1	0	0	0	0	0	\$257.70	\$10.96	\$424.80	\$693.46

## Chaves County Road Department - January 2013

Work Date	Hours Worked	Travel/ Moving/ Down	Hours Blading	Vector Hours - City	Vector Hours - County	Miles Bladed	Miles Mowed	Employee Cost	Material Cost	Equipment Cost	Total Cost
01/07/2013	8	2	0	0	0	0	0	\$256.20	\$434.20	\$300.80	\$991.20
01/07/2013	5.5	5	0	0	0	0	0	\$268.59	\$0.00	\$72.00	\$340.59
01/07/2013	4	6	0	0	0	0	0	\$322.00	\$0.00	\$62.10	\$384.10
01/07/2013	9.5	0.5	0	0	0	0	0	\$227.20	\$66.80	\$357.20	\$651.20
01/07/2013	7.5	2.5	0	0	0	0	0	\$234.00	\$66.80	\$357.20	\$658.00
01/07/2013	5	0	0	0	0	0	0	\$117.00	\$0.00	\$188.00	\$305.00
01/07/2013	5	0	0	0	0	0	0	\$117.00	\$0.00	\$20.52	\$137.52
01/07/2013	5	5	0	0	0	0	0	\$325.90	\$0.00	\$123.60	\$449.50
01/07/2013	9.5	0.5	0	0	0	0	0	\$248.20	\$0.00	\$76.00	\$324.20
01/07/2013	0	3	7	0	0	0.21	0	\$298.80	\$0.00	\$291.65	\$590.45
01/07/2013	9	1	0	0	0	0	0	\$275.90	\$0.00	\$445.50	\$721.40
01/07/2013	0	1	9	0	0	1	0	\$325.90	\$0.00	\$219.90	\$545.80
01/07/2013	0	2	8	0	0	3	0	\$334.70	\$0.00	\$334.90	\$669.60
01/07/2013	9	1	0	0	0	0	0	\$309.30	\$0.00	\$518.70	\$828.00
01/07/2013	70	0	0	0	0	0	0	\$2,412.00	\$0.00	\$328.00	\$2,740.00
01/07/2013	10	0	0	0	0	0	0	\$309.30	\$0.00	\$260.00	\$569.30
01/07/2013	58.5	0	0	0	0	0	0	\$1,762.19	\$0.00	\$125.50	\$1,887.69
01/08/2013	58	0	0	0	0	0	0	\$1,746.74	\$0.00	\$125.50	\$1,872.24
01/08/2013	10	0	0	0	0	0	0	\$309.30	\$0.00	\$364.00	\$673.30
01/08/2013	70	0	0	0	0	0	0	\$2,412.00	\$0.00	\$328.00	\$2,740.00
01/08/2013	9	1	0	0	0	0	0	\$309.30	\$66.80	\$518.70	\$894.80
01/08/2013	0	2	8	0	0	2	0	\$334.70	\$0.00	\$263.90	\$598.60
01/08/2013	0	1	9	0	0	1.4	0	\$325.90	\$0.00	\$255.40	\$581.30
01/08/2013	9	1	0	0	0	0	0	\$275.90	\$66.80	\$445.50	\$788.20
01/08/2013	0	4	6	0	0	0.06	0	\$298.80	\$0.00	\$256.15	\$554.95
01/08/2013	9.5	0.5	0	0	0	0	0	\$248.20	\$0.00	\$76.00	\$324.20
01/08/2013	0	3	7	0	0	0.4	0	\$325.90	\$0.00	\$258.50	\$584.40
01/08/2013	10	0	0	0	0	0	0	\$234.00	\$0.00	\$20.52	\$254.52
01/08/2013	7.5	2.5	0	0	0	0	0	\$234.00	\$93.40	\$357.20	\$684.60
01/08/2013	9.5	0.5	0	0	0	0	0	\$227.20	\$453.40	\$357.20	\$1,037.80
01/08/2013	9.5	0.5	0	0	0	0	0	\$268.80	\$66.80	\$470.25	\$805.85
01/08/2013	10	0	0	0	0	0	0	\$322.00	\$0.00	\$69.00	\$391.00
01/08/2013	5.5	5	0	0	0	0	0	\$268.59	\$0.00	\$225.00	\$493.59
01/08/2013	9.5	0.5	0	0	0	0	0	\$256.20	\$393.40	\$357.20	\$1,006.80
01/08/2013	9.5	0.5	0	0	0	0	0	\$257.70	\$400.80	\$470.25	\$1,128.75
01/08/2013	9	1	0	0	0	0	0	\$234.00	\$3.50	\$160.00	\$397.50
01/08/2013	0	2	8	0	0	1.4	0	\$315.50	\$0.00	\$255.40	\$570.90
01/08/2013	0	3	7	0	0	1	0	\$254.40	\$0.00	\$226.80	\$481.20
01/08/2013	6.5	3.5	0	0	0	0	0	\$198.70	\$0.00	\$278.70	\$477.40
01/08/2013	0	2.5	7.5	0	0	3	0	\$280.80	\$0.00	\$225.75	\$506.55
01/08/2013	0	4	6	0	0	3	0	\$294.20	\$0.00	\$236.10	\$530.30
01/08/2013	6.5	0.5	0	0	0	0	0	\$207.06	\$133.60	\$244.40	\$585.06
01/08/2013	5.5	4.5	0	0	0	0	0	\$225.80	\$7.00	\$85.38	\$318.18
01/08/2013	0	3	7	0	0	1.6	0	\$286.10	\$0.00	\$311.80	\$597.90
01/09/2013	0	3	7	0	0	2.3	0	\$286.10	\$0.00	\$286.95	\$573.05
01/09/2013	0	3	7	0	0	2.3	0	\$322.00	\$0.00	\$269.20	\$591.20
01/09/2013	9.5	0.5	0	0	0	0	0	\$225.80	\$3.50	\$144.88	\$374.18
01/09/2013	8.5	0	0	0	0	0	0	\$245.14	\$0.00	\$89.25	\$334.39
01/09/2013	9.5	0.5	0	0	0	0	0	\$295.80	\$453.40	\$357.20	\$1,106.40
01/09/2013	0	3	7	0	0	2.5	0	\$294.20	\$0.00	\$236.10	\$530.30
01/09/2013	0	2.5	7.5	0	0	3.8	0	\$280.80	\$0.00	\$225.75	\$506.55
01/09/2013	5	5	0	0	0	0	0	\$198.70	\$0.00	\$357.90	\$556.60
01/09/2013	0	2	8	0	0	2.75	0	\$254.40	\$0.00	\$297.80	\$552.20
01/09/2013	0	2	8	0	0	0.7	0	\$315.50	\$0.00	\$219.90	\$535.40
01/09/2013	9	1	0	0	0	0	0	\$234.00	\$3.50	\$160.00	\$397.50
01/09/2013	7	3	0	0	0	0	0	\$256.20	\$0.00	\$1,222.20	\$1,478.40
01/09/2013	9.5	0.5	0	0	0	0	0	\$211.80	\$66.80	\$470.25	\$748.85
01/09/2013	6	4.5	0	0	0	0	0	\$268.59	\$0.00	\$225.00	\$493.59
01/09/2013	9.5	0.5	0	0	0	0	0	\$268.80	\$66.80	\$470.25	\$805.85
01/09/2013	9.5	0.5	0	0	0	0	0	\$227.20	\$513.40	\$357.20	\$1,097.80
01/09/2013	9.5	0.5	0	0	0	0	0	\$234.00	\$513.40	\$357.20	\$1,104.60
01/09/2013	10	0	0	0	0	0	0	\$234.00	\$0.00	\$0.00	\$234.00
01/09/2013	0	3	7	0	0	0.3	0	\$325.90	\$0.00	\$366.60	\$692.50
01/09/2013	9.5	0.5	0	0	0	0	0	\$248.20	\$0.00	\$76.00	\$324.20
01/09/2013	0	4	6	0	0	0.25	0	\$298.80	\$0.00	\$258.70	\$557.50
01/09/2013	9	1	0	0	0	0	0	\$275.90	\$0.00	\$445.50	\$721.40
01/09/2013	9	1	0	0	0	1.1	0	\$325.90	\$0.00	\$219.90	\$545.80
01/09/2013	0	1.5	8.5	0	0	2.5	0	\$334.70	\$0.00	\$260.05	\$594.75
01/09/2013	9	1	0	0	0	0	0	\$309.30	\$66.80	\$518.70	\$894.80
01/09/2013	70	0	0	0	0	0	0	\$2,412.00	\$0.00	\$328.00	\$2,740.00
01/09/2013	4	6	0	0	0	0	0	\$309.30	\$0.00	\$208.00	\$517.30
01/09/2013	60	0	0	0	0	0	0	\$1,811.00	\$0.00	\$125.50	\$1,936.50
01/10/2013	58.5	0	0	0	0	0	0	\$1,762.19	\$0.00	\$125.50	\$1,887.69

## Chaves County Road Department - January 2013

Work Date	Hours Worked	Travel/ Moving/ Down	Hours Blading	Vector Hours - City	Vector Hours - County	Miles Bladed	Miles Mowed	Employee Cost	Material Cost	Equipment Cost	Total Cost
01/10/2013	7.5	2.5	0	0	0	0	0	\$309.30	\$0.00	\$260.00	\$569.30
01/10/2013	67.75	0	0	0	0	0	0	\$2,339.89	\$0.00	\$328.00	\$2,667.89
01/10/2013	8	2	0	0	0	0	0	\$309.30	\$253.60	\$436.80	\$999.70
01/10/2013	0	4	6	0	0	2	0	\$334.70	\$0.00	\$189.05	\$523.75
01/10/2013	10	0	0	0	0	0	0	\$325.90	\$0.00	\$142.00	\$467.90
01/10/2013	9	1	0	0	0	0	0	\$275.90	\$186.80	\$445.50	\$908.20
01/10/2013	2	3.5	0	0	0	0	0	\$164.34	\$0.00	\$15.30	\$179.64
01/10/2013	8.5	1.5	0	0	0	0	0	\$248.20	\$0.00	\$68.00	\$316.20
01/10/2013	0	6	4	0	0	0.3	0	\$325.90	\$0.00	\$254.70	\$580.60
01/10/2013	10	0	0	0	0	0	0	\$234.00	\$0.00	\$0.00	\$234.00
01/10/2013	7	3	0	0	0	0	0	\$234.00	\$33.40	\$338.40	\$605.80
01/10/2013	8	2	0	0	0	0	0	\$227.20	\$33.40	\$300.80	\$561.40
01/10/2013	8.5	1.5	0	0	0	0	0	\$268.80	\$267.20	\$420.75	\$956.75
01/10/2013	3	7.5	0	0	0	0	0	\$268.59	\$0.00	\$40.00	\$308.59
01/10/2013	8.5	1.5	0	0	0	0	0	\$211.80	\$267.20	\$420.75	\$899.75
01/10/2013	5	5	0	0	0	0	0	\$256.20	\$0.00	\$1,020.20	\$1,276.40
01/10/2013	8	2	0	0	0	0	0	\$257.70	\$0.00	\$0.00	\$257.70
01/10/2013	9	0.75	0	0	0	0	0	\$228.15	\$3.50	\$156.00	\$387.65
01/10/2013	0	4	6	0	0	1	0	\$315.50	\$0.00	\$219.90	\$535.40
01/10/2013	0	2	8	0	0	1	0	\$254.40	\$3.50	\$64.55	\$322.45
01/10/2013	7.5	3	0	0	0	0	0	\$335.79	\$0.00	\$212.50	\$548.29
01/10/2013	3	7	0	0	0	0	0	\$198.70	\$0.00	\$157.50	\$356.20
01/10/2013	0	2.5	7.5	0	0	3	0	\$280.80	\$0.00	\$225.75	\$506.55
01/10/2013	0	3	7	0	0	2	0	\$294.20	\$0.00	\$200.60	\$494.80
01/10/2013	7	3	0	0	0	0	0	\$295.80	\$33.40	\$263.20	\$592.40
01/10/2013	8.5	0	0	0	0	0	0	\$245.14	\$0.00	\$89.25	\$334.39
01/10/2013	9	1	0	0	0	0	0	\$225.80	\$10.50	\$137.25	\$373.55
01/10/2013	0	5	5	0	0	1.2	0	\$322.00	\$0.00	\$205.10	\$527.10
01/10/2013	9	0.5	0	0	0	0	0	\$76.00	\$0.00	\$0.00	\$76.00
01/10/2013	0	4.5	5.5	0	0	2.5	0	\$286.10	\$0.00	\$208.85	\$494.95
01/14/2013	0	3	7	0	0	1.8	0	\$286.10	\$0.00	\$251.45	\$537.55
01/14/2013	7.75	0	0	0	0	0	0	\$62.00	\$0.00	\$0.00	\$62.00
01/14/2013	0	3	7	0	0	1.2	0	\$322.00	\$0.00	\$269.20	\$591.20
01/14/2013	9.5	0.5	0	0	0	0	0	\$225.80	\$3.50	\$144.88	\$374.18
01/14/2013	9.5	0.5	0	0	0	0	0	\$295.80	\$33.40	\$357.20	\$686.40
01/14/2013	0	3	5	0	0	2.5	0	\$235.36	\$0.00	\$200.60	\$435.96
01/14/2013	6.5	3.5	0	0	0	0	0	\$198.70	\$0.00	\$278.70	\$477.40
01/14/2013	3	2.5	0	0	0	0	0	\$175.89	\$0.00	\$32.00	\$207.89
01/14/2013	5	0	0	0	0	0	0	\$159.90	\$0.00	\$40.00	\$199.90
01/14/2013	0	2	8	0	0	2.75	0	\$254.40	\$0.00	\$297.80	\$552.20
01/14/2013	0	4.5	5.5	0	0	1.8	0	\$315.50	\$0.00	\$233.70	\$549.20
01/14/2013	8.5	1.5	0	0	0	0	0	\$234.00	\$0.00	\$152.00	\$386.00
01/14/2013	8.5	1.5	0	0	0	0	0	\$257.70	\$133.60	\$420.75	\$812.05
01/14/2013	7	3	0	0	0	0	0	\$256.20	\$0.00	\$1,424.20	\$1,680.40
01/14/2013	5	5.5	0	0	0	0	0	\$268.59	\$0.00	\$64.00	\$332.59
01/14/2013	8.5	1.5	0	0	0	0	0	\$268.80	\$0.00	\$470.25	\$739.05
01/14/2013	9.5	0.5	0	0	0	0	0	\$227.20	\$33.40	\$357.20	\$617.80
01/14/2013	7.5	2.5	0	0	0	0	0	\$234.00	\$33.40	\$357.20	\$624.60
01/14/2013	7	3	0	0	0	0	0	\$234.00	\$0.00	\$297.00	\$531.00
01/14/2013	0	2	8	0	0	0.5	0	\$325.90	\$0.00	\$192.90	\$518.80
01/14/2013	9.5	0.5	0	0	0	0	0	\$248.20	\$0.00	\$76.00	\$324.20
01/14/2013	0	3.5	6.5	0	0	0.04	0	\$298.80	\$0.00	\$256.15	\$554.95
01/14/2013	9	1	0	0	0	0	0	\$275.90	\$0.00	\$445.50	\$721.40
01/14/2013	0	3.5	2.5	0	0	0.4	0	\$195.54	\$0.00	\$219.90	\$415.44
01/14/2013	0	1	0	0	0	0.5	0	\$33.47	\$0.00	\$7.70	\$41.17
01/14/2013	9	1	0	0	0	0	0	\$309.30	\$0.00	\$518.70	\$828.00
01/14/2013	60	0	0	0	0	0	0	\$2,064.10	\$0.00	\$277.00	\$2,341.10
01/14/2013	8	2	0	0	0	0	0	\$309.30	\$33.40	\$376.00	\$718.70
01/14/2013	50	0	0	0	0	0	0	\$1,489.70	\$0.00	\$125.50	\$1,615.20
01/15/2013	50.5	0	0	0	0	0	0	\$1,505.76	\$0.00	\$125.50	\$1,631.26
01/15/2013	9	1	0	0	0	0	0	\$309.30	\$66.80	\$338.40	\$714.50
01/15/2013	60	0	0	0	0	0	0	\$2,064.10	\$0.00	\$277.00	\$2,341.10
01/15/2013	9	1	0	0	0	0	0	\$309.30	\$0.00	\$518.70	\$828.00
01/15/2013	9	1	0	0	0	0	0	\$275.90	\$0.00	\$445.50	\$721.40
01/15/2013	0	3	7	0	0	0.08	0	\$298.80	\$0.00	\$294.20	\$593.00
01/15/2013	9.5	0.5	0	0	0	0	0	\$248.20	\$0.00	\$76.00	\$324.20
01/15/2013	0	2	8	0	0	0.5	0	\$325.90	\$0.00	\$192.90	\$518.80
01/15/2013	9	1	0	0	0	0	0	\$234.00	\$66.80	\$338.40	\$639.20
01/15/2013	7.5	2.5	0	0	0	0	0	\$234.00	\$66.80	\$357.20	\$658.00
01/15/2013	9.5	0.5	0	0	0	0	0	\$227.20	\$66.80	\$357.20	\$651.20
01/15/2013	8.5	1.5	0	0	0	0	0	\$268.80	\$0.00	\$470.25	\$739.05
01/15/2013	5.5	5	0	0	0	0	0	\$268.59	\$0.00	\$68.00	\$336.59
01/15/2013	7	3	0	0	0	0	0	\$256.20	\$0.00	\$1,424.20	\$1,680.40

## Chaves County Road Department - January 2013

Work Date	Hours Worked	Travel/ Moving/ Down	Hours Blading	Vector Hours - City	Vector Hours - County	Miles Bladed	Miles Mowed	Employee Cost	Material Cost	Equipment Cost	Total Cost
01/15/2013	4	1.5	0	0	0	0	0	\$141.74	\$0.00	\$186.00	\$327.74
01/15/2013	4.5	0	0	0	0	0	0	\$115.97	\$0.00	\$222.75	\$338.72
01/15/2013	9	1	0	0	0	0	0	\$234.00	\$0.00	\$160.00	\$394.00
01/15/2013	0	2.5	7.5	0	0	2.2	0	\$315.50	\$0.00	\$258.85	\$574.35
01/15/2013	0	2	8	0	0	2.75	0	\$254.40	\$0.00	\$297.80	\$552.20
01/15/2013	8	2.5	0	0	0	0	0	\$335.79	\$421.20	\$225.00	\$981.99
01/15/2013	6.5	3.5	0	0	0	0	0	\$198.70	\$0.00	\$278.70	\$477.40
01/15/2013	0	3	7	0	0	2.5	0	\$294.20	\$0.00	\$236.10	\$530.30
01/15/2013	4	2.5	0	0	0	0	0	\$192.27	\$0.00	\$124.40	\$316.67
01/15/2013	3.5	0	0	0	0	0	2.5	\$103.53	\$0.00	\$128.00	\$231.53
01/15/2013	9.5	0.5	0	0	0	0	0	\$225.80	\$3.50	\$144.88	\$374.18
01/15/2013	0	3	7	0	0	2.6	0	\$322.00	\$0.00	\$233.70	\$555.70
01/15/2013	8.25	0	0	0	0	0	0	\$66.00	\$0.00	\$0.00	\$66.00
01/15/2013	0	3	7	0	0	1.1	0	\$286.10	\$0.00	\$301.15	\$587.25
01/16/2013	0	3	7	0	0	2.2	0	\$286.10	\$0.00	\$294.05	\$580.15
01/16/2013	9.25	0	0	0	0	0	0	\$74.00	\$0.00	\$0.00	\$74.00
01/16/2013	9.5	0.5	0	0	0	0	0	\$225.80	\$3.50	\$144.88	\$374.18
01/16/2013	8.5	0	0	0	0	0	0	\$245.14	\$0.00	\$89.25	\$334.39
01/16/2013	7	3	0	0	0	0	9	\$295.80	\$0.00	\$234.20	\$530.00
01/16/2013	0	4.5	5.5	0	0	2.5	0	\$294.20	\$0.00	\$239.95	\$534.15
01/16/2013	6	4	0	0	0	0	0	\$198.70	\$0.00	\$397.50	\$596.20
01/16/2013	8	2.5	0	0	0	0	0	\$335.79	\$0.00	\$225.00	\$560.79
01/16/2013	0	2	8	0	0	1.75	0	\$254.40	\$0.00	\$262.30	\$516.70
01/16/2013	0	2.5	7.5	0	0	2.2	0	\$315.50	\$0.00	\$258.85	\$574.35
01/16/2013	9	1	0	0	0	0	0	\$234.00	\$0.00	\$160.00	\$394.00
01/16/2013	9.5	0.5	0	0	0	0	0	\$257.70	\$0.00	\$470.25	\$727.95
01/16/2013	7	3	0	0	0	0	0	\$256.20	\$0.00	\$1,424.20	\$1,680.40
01/16/2013	5.5	5	0	0	0	0	0	\$268.59	\$0.00	\$68.00	\$336.59
01/16/2013	0	2	8	0	0	2.6	0	\$322.00	\$0.00	\$297.80	\$619.80
01/16/2013	8.5	1.5	0	0	0	0	0	\$268.80	\$0.00	\$470.25	\$739.05
01/16/2013	9.5	0.5	0	0	0	0	0	\$227.20	\$453.40	\$357.20	\$1,037.80
01/16/2013	7	3	0	0	0	0	0	\$234.00	\$33.40	\$469.40	\$736.80
01/16/2013	9	1	0	0	0	0	0	\$234.00	\$633.40	\$338.40	\$1,205.80
01/16/2013	0	2	8	0	0	0.5	0	\$325.90	\$14.00	\$238.65	\$578.55
01/16/2013	9.5	0.5	0	0	0	0	0	\$248.20	\$0.00	\$76.00	\$324.20
01/16/2013	0	4	6	0	0	0.04	0	\$298.80	\$0.00	\$258.70	\$557.50
01/16/2013	5	5	0	0	0	0	0	\$341.00	\$0.00	\$297.99	\$638.99
01/16/2013	9	1	0	0	0	0	0	\$275.90	\$200.40	\$445.50	\$921.80
01/16/2013	9	1	0	0	0	0	0	\$309.30	\$0.00	\$518.70	\$828.00
01/16/2013	0	4	6	0	0	1	0	\$334.70	\$0.00	\$228.40	\$563.10
01/16/2013	60	0	0	0	0	0	0	\$2,064.10	\$0.00	\$277.00	\$2,341.10
01/16/2013	5	5	0	0	0	0	0	\$309.30	\$3.50	\$96.00	\$408.80
01/16/2013	57.5	0	0	0	0	0	0	\$1,739.00	\$0.00	\$125.50	\$1,864.50
01/17/2013	60	0	0	0	0	0	0	\$1,811.00	\$0.00	\$125.50	\$1,936.50
01/17/2013	5	2	0	0	0	0	0	\$216.51	\$33.40	\$263.20	\$513.11
01/17/2013	3	0	0	0	0	0	0	\$92.79	\$0.00	\$156.00	\$248.79
01/17/2013	60	0	0	0	0	0	0	\$2,064.10	\$0.00	\$277.00	\$2,341.10
01/17/2013	0	3.5	6.5	0	0	1.5	0	\$334.70	\$0.00	\$275.45	\$610.15
01/17/2013	0	2	8	0	0	1.04	0	\$325.90	\$0.00	\$262.30	\$588.20
01/17/2013	9	1	0	0	0	0	0	\$309.30	\$66.80	\$518.70	\$894.80
01/17/2013	9	1	0	0	0	0	0	\$275.90	\$66.80	\$445.50	\$788.20
01/17/2013	0	3.5	6.5	0	0	0.04	0	\$298.80	\$0.00	\$256.15	\$554.95
01/17/2013	9.5	0.5	0	0	0	0	0	\$248.20	\$0.00	\$76.00	\$324.20
01/17/2013	0	3	7	0	0	0.5	0	\$325.90	\$7.00	\$172.65	\$505.55
01/17/2013	9	1	0	0	0	0	0	\$234.00	\$0.00	\$0.00	\$234.00
01/17/2013	7.5	2.5	0	0	0	0	0	\$234.00	\$601.20	\$357.20	\$1,192.40
01/17/2013	9.5	0.5	0	0	0	0	0	\$227.20	\$601.20	\$357.20	\$1,185.60
01/17/2013	9.5	0.5	0	0	0	0	0	\$268.80	\$66.80	\$470.25	\$805.85
01/17/2013	0	3	7	0	0	2.3	0	\$322.00	\$0.00	\$269.20	\$591.20
01/17/2013	6.5	3.5	0	0	0	0	0	\$256.20	\$3.50	\$104.00	\$363.70
01/17/2013	6	4.5	0	0	0	0	0	\$268.59	\$0.00	\$72.00	\$340.59
01/17/2013	4.5	5.5	0	0	0	0	0	\$257.70	\$120.00	\$222.75	\$600.45
01/17/2013	6	4	0	0	0	0	0	\$234.00	\$3.50	\$112.00	\$349.50
01/17/2013	0	2.5	7.5	0	0	2.2	0	\$315.50	\$0.00	\$223.35	\$538.85
01/17/2013	2	2	6	0	0	1.5	0	\$254.40	\$0.00	\$240.60	\$495.00
01/17/2013	4	3.5	0	0	0	0	0	\$239.85	\$0.00	\$150.00	\$389.85
01/17/2013	6	4	0	0	0	0	0	\$198.70	\$0.00	\$357.90	\$556.60
01/17/2013	0	4	6	0	0	3	0	\$294.20	\$0.00	\$236.10	\$530.30
01/17/2013	5.5	4.5	0	0	0	0	6.5	\$295.80	\$0.00	\$273.85	\$569.65
01/17/2013	8.5	0	0	0	0	0	0	\$245.14	\$0.00	\$89.25	\$334.39
01/17/2013	0	3	7	0	0	2.7	0	\$286.10	\$0.00	\$290.50	\$576.60
01/21/2013	0	4	6	0	0	3	0	\$286.10	\$0.00	\$297.40	\$583.50
01/21/2013	10	0	0	0	0	0	0	\$80.00	\$0.00	\$0.00	\$80.00

## Chaves County Road Department - January 2013

Work Date	Hours Worked	Travel/ Moving/ Down	Hours Blading	Vector Hours - City	Vector Hours - County	Miles Bladed	Miles Mowed	Employee Cost	Material Cost	Equipment Cost	Total Cost
01/21/2013	9.5	0.5	0	0	0	0	0	\$295.80	\$66.80	\$357.20	\$719.80
01/21/2013	0	4	6	0	0	3	0	\$294.20	\$0.00	\$236.10	\$530.30
01/21/2013	8	2.5	0	0	0	0	0	\$335.79	\$0.00	\$225.00	\$560.79
01/21/2013	0	2	8	0	0	2	0	\$254.40	\$0.00	\$262.30	\$516.70
01/21/2013	0	3	7	0	0	2	0	\$315.50	\$0.00	\$223.35	\$538.85
01/21/2013	9	1	0	0	0	0	0	\$234.00	\$0.00	\$160.00	\$394.00
01/21/2013	8	2	0	0	0	0	0	\$257.70	\$66.80	\$396.00	\$720.50
01/21/2013	7	3	0	0	0	0	0	\$256.20	\$0.00	\$1,426.75	\$1,682.95
01/21/2013	0	3	7	0	0	1.8	0	\$322.00	\$0.00	\$233.70	\$555.70
01/21/2013	9.5	0.5	0	0	0	0	0	\$268.80	\$66.80	\$470.25	\$805.85
01/21/2013	9.5	0.5	0	0	0	0	0	\$227.20	\$66.80	\$357.20	\$651.20
01/21/2013	6	4	0	0	0	0	0	\$234.00	\$66.80	\$300.80	\$601.60
01/21/2013	9	1	0	0	0	0	0	\$234.00	\$66.80	\$338.40	\$639.20
01/21/2013	10	0	0	0	0	0	0	\$225.80	\$0.00	\$0.00	\$225.80
01/21/2013	0	5	5	0	0	3	0	\$325.90	\$10.50	\$187.90	\$524.30
01/21/2013	9.5	0.5	0	0	0	0	0	\$248.20	\$0.00	\$76.00	\$324.20
01/21/2013	0	4	6	0	0	0.04	0	\$298.80	\$0.00	\$256.15	\$554.95
01/21/2013	9	1	0	0	0	0	0	\$275.90	\$66.80	\$445.50	\$788.20
01/21/2013	9	1	0	0	0	0	0	\$309.30	\$66.80	\$518.70	\$894.80
01/21/2013	4	6	0	0	0	0	0	\$0.00	\$33.40	\$150.40	\$183.80
01/21/2013	0	1	9	0	0	1.8	0	\$325.90	\$0.00	\$219.90	\$545.80
01/21/2013	0	1	4.5	0	0	0.5	0	\$184.09	\$0.00	\$114.20	\$298.29
01/21/2013	66.25	0	0	0	0	0	0	\$2,297.47	\$0.00	\$328.00	\$2,625.47
01/21/2013	8	2	0	0	0	0	0	\$309.30	\$0.00	\$374.20	\$683.50
01/21/2013	0	10	0	0	0	0	0	\$198.70	\$0.00	\$0.00	\$198.70
01/21/2013	50	0	0	0	0	0	0	\$1,485.60	\$0.00	\$125.50	\$1,611.10
01/22/2013	60	0	0	0	0	0	0	\$1,811.00	\$0.00	\$125.50	\$1,936.50
01/22/2013	8	2	0	0	0	0	0	\$309.30	\$0.00	\$478.20	\$787.50
01/22/2013	70	0	0	0	0	0	0	\$2,412.00	\$0.00	\$328.00	\$2,740.00
01/22/2013	0	1.5	8.5	0	0	2	0	\$334.70	\$0.00	\$295.55	\$630.25
01/22/2013	0	1.5	8.5	0	0	1.92	0	\$325.90	\$0.00	\$258.85	\$584.75
01/22/2013	6	4	0	0	0	0	0	\$0.00	\$0.00	\$151.20	\$151.20
01/22/2013	9	1	0	0	0	0	0	\$309.30	\$0.00	\$518.70	\$828.00
01/22/2013	9	1	0	0	0	0	0	\$275.90	\$0.00	\$445.50	\$721.40
01/22/2013	0	4	6	0	0	0	0	\$298.80	\$0.00	\$258.70	\$557.50
01/22/2013	9.5	0.5	0	0	0	0	0	\$248.20	\$0.00	\$76.00	\$324.20
01/22/2013	0	3	7	0	0	2	0	\$325.90	\$14.00	\$223.40	\$563.30
01/22/2013	7	3	0	0	0	0	0	\$234.00	\$33.40	\$357.20	\$624.60
01/22/2013	9	1	0	0	0	0	0	\$227.20	\$66.80	\$338.40	\$632.40
01/22/2013	2.25	0	0	0	0	0	0	\$60.48	\$0.00	\$111.38	\$171.85
01/22/2013	0	4	6	0	0	1.8	0	\$322.00	\$0.00	\$276.10	\$598.10
01/22/2013	7	3	0	0	0	0	0	\$256.20	\$0.00	\$1,426.75	\$1,682.95
01/22/2013	7.5	2.5	0	0	0	0	0	\$257.70	\$0.00	\$348.75	\$606.45
01/22/2013	9	1	0	0	0	0	0	\$234.00	\$0.00	\$160.00	\$394.00
01/22/2013	0	2.5	7.5	0	0	2	0	\$315.50	\$0.00	\$223.35	\$538.85
01/22/2013	0	3	7	0	0	2	0	\$254.40	\$0.00	\$269.20	\$523.60
01/22/2013	6	4.5	0	0	0	0	0	\$335.79	\$0.00	\$72.00	\$407.79
01/22/2013	0	3	7	0	0	2	0	\$294.20	\$0.00	\$236.10	\$530.30
01/22/2013	0	2.5	7.5	0	0	2.7	0	\$280.80	\$0.00	\$225.75	\$506.55
01/22/2013	9.5	0.5	0	0	0	0	0	\$295.80	\$33.40	\$357.20	\$686.40
01/22/2013	7	3	0	0	0	0	0	\$225.80	\$5.48	\$330.40	\$561.68
01/22/2013	8.75	0	0	0	0	0	0	\$70.00	\$0.00	\$0.00	\$70.00
01/22/2013	8	2	0	0	0	0	0	\$198.70	\$0.00	\$668.80	\$867.50
01/22/2013	0	3	7	0	0	1.8	0	\$286.10	\$0.00	\$301.15	\$587.25
01/23/2013	0	3	7	0	0	1.6	0	\$286.10	\$0.00	\$294.05	\$580.15
01/23/2013	9.75	0	0	0	0	0	0	\$78.00	\$0.00	\$0.00	\$78.00
01/23/2013	7	1.5	0	0	0	0	0	\$245.14	\$0.00	\$89.25	\$334.39
01/23/2013	9.5	0.5	0	0	0	0	0	\$295.80	\$100.20	\$357.20	\$753.20
01/23/2013	0	2.5	7.5	0	0	3	0	\$280.80	\$0.00	\$225.75	\$506.55
01/23/2013	6	4	0	0	0	0	0	\$198.70	\$0.00	\$397.50	\$596.20
01/23/2013	0	3	7	0	0	2	0	\$294.20	\$0.00	\$236.10	\$530.30
01/23/2013	8	2.5	0	0	0	0	0	\$335.79	\$421.20	\$225.00	\$981.99
01/23/2013	0	2	8	0	0	2.5	0	\$254.40	\$0.00	\$297.80	\$552.20
01/23/2013	0	2.5	7.5	0	0	2	0	\$315.50	\$0.00	\$223.35	\$538.85
01/23/2013	9	1	0	0	0	0	0	\$234.00	\$0.00	\$160.00	\$394.00
01/23/2013	9.5	0.5	0	0	0	0	0	\$257.70	\$0.00	\$441.75	\$699.45
01/23/2013	7.5	2.5	0	0	0	0	0	\$211.80	\$0.00	\$470.25	\$682.05
01/23/2013	0	2	8	0	0	1.6	0	\$322.00	\$0.00	\$297.80	\$619.80
01/23/2013	6.5	3.5	0	0	0	0	0	\$256.20	\$0.00	\$823.30	\$1,079.50
01/23/2013	6	4.5	0	0	0	0	0	\$268.59	\$0.00	\$72.00	\$340.59
01/23/2013	8.5	1.5	0	0	0	0	0	\$268.80	\$0.00	\$470.25	\$739.05
01/23/2013	9	1	0	0	0	0	0	\$227.20	\$100.20	\$338.40	\$665.80
01/23/2013	9	1	0	0	0	0	0	\$234.00	\$100.20	\$357.20	\$691.40

## Chaves County Road Department - January 2013

Work Date	Hours Worked	Travel/ Moving/ Down	Hours Blading	Vector Hours - City	Vector Hours - County	Miles Bladed	Miles Mowed	Employee Cost	Material Cost	Equipment Cost	Total Cost
01/23/2013	9.5	0.5	0	0	0	0	0	\$225.80	\$5.48	\$448.40	\$679.68
01/23/2013	0	4	6	0	0	1	0	\$325.90	\$0.00	\$281.25	\$607.15
01/23/2013	4.5	0	0	0	0	0	0	\$111.69	\$0.00	\$0.00	\$111.69
01/23/2013	0	4.5	5.5	0	0	0.05	0	\$298.80	\$0.00	\$220.65	\$519.45
01/23/2013	9	1	0	0	0	0	0	\$275.90	\$0.00	\$445.50	\$721.40
01/23/2013	9	1	0	0	0	0	0	\$309.30	\$0.00	\$518.70	\$828.00
01/23/2013	5	5	0	0	0	0	0	\$0.00	\$33.40	\$208.40	\$241.80
01/23/2013	0	1	9	0	0	1.5	0	\$325.90	\$0.00	\$255.40	\$581.30
01/23/2013	0	1.5	8.5	0	0	2	0	\$334.70	\$0.00	\$260.05	\$594.75
01/23/2013	65	0	0	0	0	0	0	\$2,251.75	\$0.00	\$328.00	\$2,579.75
01/23/2013	6	4	0	0	0	0	0	\$309.30	\$0.00	\$260.00	\$569.30
01/23/2013	57.5	0	0	0	0	0	0	\$1,738.60	\$0.00	\$125.50	\$1,864.10
01/24/2013	49.75	0	0	0	0	0	0	\$1,512.26	\$0.00	\$125.50	\$1,637.76
01/24/2013	7	3	0	0	0	0	0	\$309.30	\$0.00	\$260.00	\$569.30
01/24/2013	70	0	0	0	0	0	0	\$2,412.00	\$0.00	\$328.00	\$2,740.00
01/24/2013	2	4	4	0	0	0	0	\$334.70	\$0.00	\$161.25	\$495.95
01/24/2013	0	1	9	0	0	1	0	\$325.90	\$0.00	\$223.35	\$549.25
01/24/2013	3	7	0	0	0	0	0	\$0.00	\$33.40	\$123.95	\$157.35
01/24/2013	8	2	0	0	0	0	0	\$309.30	\$0.00	\$518.70	\$828.00
01/24/2013	8	2	0	0	0	0	0	\$275.90	\$0.00	\$396.00	\$671.90
01/24/2013	0	4.5	5.5	0	0	0.05	0	\$298.80	\$0.00	\$220.65	\$519.45
01/24/2013	8.5	1.5	0	0	0	0	0	\$248.20	\$0.00	\$68.00	\$316.20
01/24/2013	0	5	5	0	0	0.5	0	\$325.90	\$0.00	\$187.92	\$513.82
01/24/2013	8.5	1.5	0	0	0	0	0	\$225.80	\$5.48	\$401.20	\$632.48
01/24/2013	6.5	3.5	0	0	0	0	0	\$234.00	\$66.80	\$338.40	\$639.20
01/24/2013	8	2	0	0	0	0	0	\$227.20	\$66.80	\$300.80	\$594.80
01/24/2013	7.5	2.5	0	0	0	0	0	\$268.80	\$0.00	\$420.75	\$689.55
01/24/2013	3.5	7	0	0	0	0	0	\$268.59	\$0.00	\$56.00	\$324.59
01/24/2013	8	2	0	0	0	0	0	\$256.20	\$0.00	\$396.00	\$652.20
01/24/2013	0	10	0	0	0	0	0	\$322.00	\$0.00	\$27.60	\$349.60
01/24/2013	7.5	2.5	0	0	0	0	0	\$211.80	\$0.00	\$470.25	\$682.05
01/24/2013	8.5	1.5	0	0	0	0	0	\$257.70	\$0.00	\$420.75	\$678.45
01/24/2013	7.5	2.5	0	0	0	0	0	\$234.00	\$0.00	\$160.00	\$394.00
01/24/2013	0	4.5	5.5	0	0	1.2	0	\$315.50	\$0.00	\$194.75	\$510.25
01/24/2013	1.5	4.5	4	0	0	1.5	0	\$254.40	\$0.00	\$173.05	\$427.45
01/24/2013	4	6.5	0	0	0	0	0	\$335.79	\$0.00	\$187.50	\$523.29
01/24/2013	0	6	4	0	0	1.5	0	\$294.20	\$0.00	\$168.95	\$463.15
01/24/2013	4	6	0	0	0	0	0	\$198.70	\$0.00	\$236.70	\$435.40
01/24/2013	0	5	5	0	0	1.5	0	\$280.80	\$0.00	\$190.25	\$471.05
01/24/2013	8	2	0	0	0	0	0	\$295.80	\$66.80	\$300.80	\$663.40
01/24/2013	7	3	0	0	0	0	0	\$288.40	\$0.00	\$89.25	\$377.65
01/24/2013	9	1	0	0	0	0	0	\$80.00	\$0.00	\$0.00	\$80.00
01/24/2013	0	3.5	6.5	0	0	1.3	0	\$286.10	\$0.00	\$244.55	\$530.65
01/25/2013	3	0	0	0	0	0	0	\$127.98	\$0.00	\$0.00	\$127.98
01/25/2013	3	0	0	0	0	0	0	\$74.46	\$0.00	\$0.00	\$74.46
01/28/2013	0	3	5	0	0	0	0	\$239.04	\$0.00	\$223.20	\$462.24
01/28/2013	9	1	0	0	0	0	0	\$275.90	\$0.00	\$445.50	\$721.40
01/28/2013	9	1	0	0	0	0	0	\$309.30	\$0.00	\$518.70	\$828.00
01/28/2013	5	5	0	0	0	0	0	\$0.00	\$0.00	\$244.95	\$244.95
01/28/2013	0	2	8	0	0	3	0	\$334.70	\$0.00	\$263.90	\$598.60
01/28/2013	5.5	4.5	0	0	0	0	0	\$234.00	\$33.40	\$357.20	\$624.60
01/28/2013	8.5	1.5	0	0	0	0	0	\$225.80	\$5.48	\$401.20	\$632.48
01/28/2013	6	4	0	0	0	0	0	\$234.00	\$0.00	\$297.00	\$531.00
01/28/2013	9.5	0.5	0	0	0	0	0	\$248.20	\$0.00	\$76.00	\$324.20
01/28/2013	70	0	0	0	0	0	0	\$2,412.00	\$0.00	\$328.00	\$2,740.00
01/28/2013	7	3	0	0	0	0	0	\$309.30	\$0.00	\$377.80	\$687.10
01/28/2013	60	0	0	0	0	0	0	\$1,811.00	\$0.00	\$125.50	\$1,936.50
01/28/2013	10	0	0	0	0	0	0	\$80.00	\$0.00	\$0.00	\$80.00
01/28/2013	0	2	8	0	0	1	0	\$286.10	\$0.00	\$265.85	\$551.95
01/28/2013	1.5	0.5	0	0	0	0	0	\$59.16	\$0.00	\$56.40	\$115.56
01/28/2013	3	0	0	0	0	0	0	\$88.74	\$0.00	\$104.00	\$192.74
01/28/2013	5	0	0	0	0	0	0	\$147.90	\$0.00	\$0.00	\$147.90
01/28/2013	0	2.5	7.5	0	0	3	0	\$280.80	\$0.00	\$225.75	\$506.55
01/28/2013	0	2.5	7.5	0	0	3	0	\$280.80	\$0.00	\$225.75	\$506.55
01/28/2013	5.5	4.5	0	0	0	0	0	\$198.70	\$0.00	\$318.30	\$517.00
01/28/2013	0	4.5	5.5	0	0	2.5	0	\$294.20	\$0.00	\$239.95	\$534.15
01/28/2013	6	4.5	0	0	0	0	0	\$335.79	\$0.00	\$72.00	\$407.79
01/28/2013	0	2	8	0	0	2	0	\$254.40	\$0.00	\$226.80	\$481.20
01/28/2013	0	3	7	0	0	1.7	0	\$315.50	\$0.00	\$223.35	\$538.85
01/28/2013	9	1	0	0	0	0	0	\$234.00	\$3.50	\$160.00	\$397.50
01/28/2013	9.5	0.5	0	0	0	0	0	\$257.70	\$0.00	\$470.25	\$727.95
01/28/2013	6	4	0	0	0	0	0	\$322.00	\$0.00	\$20.70	\$342.70
01/28/2013	4.5	0.5	0	0	0	0	0	\$128.10	\$0.00	\$169.20	\$297.30

## Chaves County Road Department - January 2013

Work Date	Hours Worked	Travel/ Moving/ Down	Hours Blading	Vector Hours - City	Vector Hours - County	Miles Bladed	Miles Mowed	Employee Cost	Material Cost	Equipment Cost	Total Cost
01/28/2013	5	0	0	0	0	0	0	\$128.10	\$0.00	\$0.00	\$128.10
01/28/2013	5.5	5	0	0	0	0	0	\$268.59	\$0.00	\$72.00	\$340.59
01/28/2013	8.5	1.5	0	0	0	0	0	\$268.80	\$0.00	\$470.25	\$739.05
01/28/2013	9	1	0	0	0	0	0	\$227.20	\$66.80	\$338.40	\$632.40
01/29/2013	8	2	0	0	0	0	0	\$227.20	\$0.00	\$420.75	\$647.95
01/29/2013	8.5	1.5	0	0	0	0	0	\$268.80	\$0.00	\$470.25	\$739.05
01/29/2013	5	5.5	0	0	0	0	0	\$268.59	\$0.00	\$72.00	\$340.59
01/29/2013	10	0	0	0	0	0	0	\$256.20	\$0.00	\$0.00	\$256.20
01/29/2013	10	0	0	0	0	0	0	\$322.00	\$0.00	\$69.00	\$391.00
01/29/2013	9	1	0	0	0	0	0	\$257.70	\$0.00	\$445.50	\$703.20
01/29/2013	0	7	0	0	0	0	0	\$148.26	\$0.00	\$27.10	\$175.36
01/29/2013	3	0	0	0	0	0	0	\$63.54	\$0.00	\$112.80	\$176.34
01/29/2013	5.5	4.5	0	0	0	0	0	\$234.00	\$7.00	\$104.00	\$345.00
01/29/2013	1.5	2.5	6	0	0	1.5	0	\$315.50	\$0.00	\$198.20	\$513.70
01/29/2013	0	2	8	0	0	2	0	\$254.40	\$0.00	\$297.80	\$552.20
01/29/2013	6	4.5	0	0	0	0	0	\$335.79	\$0.00	\$72.00	\$407.79
01/29/2013	0	3	7	0	0	2.5	0	\$294.20	\$0.00	\$236.10	\$530.30
01/29/2013	5.5	4.5	0	0	0	0	0	\$198.70	\$0.00	\$239.10	\$437.80
01/29/2013	0	2.5	7.5	0	0	2	0	\$280.80	\$0.00	\$225.75	\$506.55
01/29/2013	10	0	0	0	0	0	0	\$295.80	\$0.00	\$0.00	\$295.80
01/29/2013	6	4	0	0	0	0	0	\$279.80	\$0.00	\$239.40	\$519.20
01/29/2013	10	0	0	0	0	0	0	\$80.00	\$0.00	\$0.00	\$80.00
01/29/2013	49.5	0	0	0	0	0	0	\$1,507.32	\$0.00	\$125.50	\$1,632.82
01/29/2013	8	2	0	0	0	0	0	\$309.30	\$0.00	\$421.10	\$730.40
01/29/2013	70	0	0	0	0	0	0	\$2,412.00	\$0.00	\$328.00	\$2,740.00
01/29/2013	3.5	0.5	0	0	0	0	0	\$99.28	\$0.00	\$28.00	\$127.28
01/29/2013	0	2	8	0	0	3	0	\$325.90	\$0.00	\$235.95	\$561.85
01/29/2013	9.5	0.5	0	0	0	0	0	\$225.80	\$50.92	\$448.40	\$725.12
01/29/2013	8	2	0	0	0	0	0	\$234.00	\$66.80	\$357.20	\$658.00
01/29/2013	0	4	6	0	0	0.8	0	\$325.90	\$0.00	\$255.40	\$581.30
01/29/2013	5.5	4.5	0	0	0	0	0	\$0.00	\$0.00	\$165.75	\$165.75
01/29/2013	9	1	0	0	0	0	0	\$309.30	\$0.00	\$518.70	\$828.00
01/29/2013	9	1	0	0	0	0	0	\$275.90	\$0.00	\$445.50	\$721.40
01/29/2013	0	4	6	0	0	0.06	0	\$298.80	\$0.00	\$256.15	\$554.95
01/30/2013	0	4	6	0	0	0.06	0	\$298.80	\$0.00	\$256.15	\$554.95
01/30/2013	7.5	0.5	0	0	0	0	0	\$198.56	\$0.00	\$60.00	\$258.56
01/30/2013	9	1	0	0	0	0	0	\$275.90	\$0.00	\$445.50	\$721.40
01/30/2013	8	2	0	0	0	0	0	\$309.30	\$0.00	\$518.70	\$828.00
01/30/2013	5.5	4.5	0	0	0	0	0	\$0.00	\$0.00	\$103.30	\$103.30
01/30/2013	10	0	0	0	0	0	0	\$325.90	\$800.00	\$495.00	\$1,620.90
01/30/2013	0	2	8	0	0	2	0	\$334.70	\$0.00	\$263.90	\$598.60
01/30/2013	7.5	2.5	0	0	0	0	0	\$234.00	\$3.50	\$144.00	\$381.50
01/30/2013	9.5	0.5	0	0	0	0	0	\$225.80	\$50.92	\$448.40	\$725.12
01/30/2013	9	1	0	0	0	0	0	\$234.00	\$66.80	\$369.18	\$669.98
01/30/2013	0	4	6	0	0	1	0	\$325.90	\$0.00	\$165.10	\$491.00
01/30/2013	70	0	0	0	0	0	0	\$2,412.00	\$0.00	\$328.00	\$2,740.00
01/30/2013	7	3	0	0	0	0	0	\$309.30	\$0.00	\$374.20	\$683.50
01/30/2013	57.25	0	0	0	0	0	0	\$1,731.36	\$0.00	\$125.50	\$1,856.86
01/30/2013	10	0	0	0	0	0	0	\$80.00	\$0.00	\$0.00	\$80.00
01/30/2013	9.5	0.5	0	0	0	0	0	\$257.70	\$0.00	\$1,926.65	\$2,184.35
01/30/2013	0	4	6	0	0	0.1	0	\$286.10	\$0.00	\$254.80	\$540.90
01/30/2013	10	0	0	0	0	0	0	\$295.80	\$0.00	\$0.00	\$295.80
01/30/2013	6	2.5	0	0	0	0	0	\$245.14	\$0.00	\$84.00	\$329.14
01/30/2013	0	2.5	7.5	0	0	2.5	0	\$280.80	\$0.00	\$225.75	\$506.55
01/30/2013	5.5	4.5	0	0	0	0	0	\$198.70	\$0.00	\$218.10	\$416.80
01/30/2013	0	3	7	0	0	2	0	\$294.20	\$0.00	\$236.10	\$530.30
01/30/2013	7	1.5	0	0	0	0	0	\$271.83	\$0.00	\$175.00	\$446.83
01/30/2013	0	3	7	0	0	2	0	\$254.40	\$0.00	\$269.20	\$523.60
01/30/2013	0	2.5	7.5	0	0	1	0	\$315.50	\$0.00	\$223.35	\$538.85
01/30/2013	3.5	0	0	0	0	0	0	\$81.90	\$7.00	\$56.00	\$144.90
01/30/2013	0	2	8	0	0	3.6	0	\$322.00	\$0.00	\$297.80	\$619.80
01/30/2013	10	0	0	0	0	0	0	\$256.20	\$0.00	\$0.00	\$256.20
01/30/2013	6	4.5	0	0	0	0	0	\$268.59	\$0.00	\$72.00	\$340.59
01/30/2013	8	1.5	0	0	0	0	0	\$255.36	\$0.00	\$445.50	\$700.86
01/30/2013	8.5	1.5	0	0	0	0	0	\$227.20	\$0.00	\$470.25	\$697.45
01/31/2013	8.5	1.5	0	0	0	0	0	\$227.20	\$0.00	\$808.65	\$1,035.85
01/31/2013	8.5	1.5	0	0	0	0	0	\$268.80	\$0.00	\$470.25	\$739.05
01/31/2013	3	7.5	0	0	0	0	0	\$268.59	\$0.00	\$48.00	\$316.59
01/31/2013	10	0	0	0	0	0	0	\$256.20	\$0.00	\$0.00	\$256.20
01/31/2013	9	1	0	0	0	0	0	\$234.00	\$14.00	\$160.00	\$408.00
01/31/2013	6.5	3.5	0	0	0	0	0	\$315.50	\$3.50	\$122.00	\$441.00
01/31/2013	5	0.5	0	0	0	0	0	\$141.74	\$0.00	\$247.50	\$389.24
01/31/2013	0	6	4	0	0	1.5	0	\$294.20	\$0.00	\$200.60	\$494.80



## Chaves County Road Department - January 2013

Work Date	Hours Worked	Travel/ Moving/ Down	Hours Blading	Vector Hours - City	Vector Hours - County	Miles Bladed	Miles Mowed	Employee Cost	Material Cost	Equipment Cost	Total Cost
01/31/2013	0	3.5	6.5	0	0	2	0	\$280.80	\$0.00	\$225.75	\$506.55
01/31/2013	10	0	0	0	0	0	0	\$295.80	\$0.00	\$0.00	\$295.80
01/31/2013	60	0	0	0	0	0	0	\$1,811.00	\$0.00	\$125.50	\$1,936.50
01/31/2013	6.5	2	0	0	0	0	0	\$245.14	\$0.00	\$84.00	\$329.14
01/31/2013	0	1.5	8.5	0	0	1.2	0	\$325.90	\$0.00	\$294.35	\$620.25
01/31/2013	8	2	0	0	0	0	0	\$309.30	\$0.00	\$426.20	\$735.50
01/31/2013	0	3	7	0	0	0.07	0	\$298.80	\$0.00	\$291.65	\$590.45
01/31/2013	8	2	0	0	0	0	0	\$275.90	\$0.00	\$396.00	\$671.90
01/31/2013	9.5	0.5	0	0	0	0	0	\$80.00	\$0.00	\$48.45	\$128.45
01/31/2013	6	4.5	0	0	0	0	0	\$335.79	\$0.00	\$72.00	\$407.79
01/31/2013	9.5	0.5	0	0	0	0	0	\$225.80	\$50.92	\$448.40	\$725.12
01/31/2013	4	4	0	0	0	0	0	\$158.96	\$0.00	\$121.20	\$280.16
01/31/2013	3	2	5	0	0	1.25	0	\$254.40	\$0.00	\$176.50	\$430.90
01/31/2013	0	3	7	0	0	0.1	0	\$286.10	\$0.00	\$244.35	\$530.45
01/31/2013	8	2	0	0	0	0	0	\$309.30	\$0.00	\$464.10	\$773.40
01/31/2013	70	0	0	0	0	0	0	\$2,412.00	\$0.00	\$328.00	\$2,740.00
01/31/2013	3	6	1	0	0	0.5	0	\$325.90	\$0.00	\$73.85	\$399.75
01/31/2013	8	2	0	0	0	0	0	\$234.00	\$66.80	\$300.80	\$601.60
01/31/2013	7	3	0	0	0	0	0	\$234.00	\$66.80	\$319.60	\$620.40
01/31/2013	4.5	5.5	0	0	0	0	0	\$0.00	\$0.00	\$165.25	\$165.25
01/31/2013	9.5	0.5	0	0	0	0	0	\$248.20	\$0.00	\$76.00	\$324.20
	<b>4734.5</b>	<b>1126.75</b>	<b>1039</b>	<b>0</b>	<b>4.5</b>	<b>245.36</b>	<b>18</b>	<b>\$195,897.28</b>	<b>\$13,974.96</b>	<b>\$138,609.96</b>	<b>\$348,482.20</b>

### Material Summary

Material	Amount	Unit Cost	Total Cost
1/2 Chips (2012)	0.00	\$18.13	\$0.00
5/8 Chips (2012)	0.00	\$16.88	\$0.00
Base	2500.00	\$3.34	\$8,350.00
Base - Free from Landowner	0.00	\$0.00	\$0.00
Base Stockpile	350.00	\$0.00	\$0.00
Caliche	3900.00	\$0.00	\$0.00
Caliche - Stockpile	1260.00	\$0.00	\$0.00
Chip Stockpile	0.00	\$0.00	\$0.00
Cold Mix - 2011	10.80	\$78.00	\$842.40
Cold Mix - Stockpile	0.00	\$0.00	\$0.00
Dirt	80.00	\$10.00	\$800.00
Dirt to Yard	20.00	\$0.00	\$0.00
Fines	0.00	\$8.90	\$0.00
Fines Stockpile	0.00	\$0.00	\$0.00
Millings	0.00	\$0.00	\$0.00
Millings Stockpile	0.00	\$0.00	\$0.00
Pit Run	600.00	\$6.00	\$3,600.00
Pit Run Stockpile	0.00	\$0.00	\$0.00
RipRap	0.00	\$20.00	\$0.00
RipRap Stockpile	0.00	\$0.00	\$0.00
Sand	0.00	\$0.00	\$0.00
Waste	0.00	\$0.00	\$0.00
Water - 3000 - Dexter	0.00	\$0.00	\$0.00
Water - 3000 - Free	0.00	\$0.00	\$0.00
Water - 3000 - Hagerman	0.00	\$0.00	\$0.00
Irrigation	0.00	\$0.00	\$0.00
Water - 3000 - Private	0.00	\$24.90	\$0.00
Water - 3000 - Roswell	0.00	\$3.00	\$0.00
Water - 3500 - Dexter	32.00	\$0.00	\$0.00
Water - 3500 - Free	23.00	\$0.00	\$0.00
Water - 3500 - Hagerman	14.00	\$0.00	\$0.00
Irrigation	0.00	\$0.00	\$0.00
Water - 3500 - Private	0.00	\$29.05	\$0.00
Water - 3500 - Roswell	60.00	\$3.50	\$175.00
Water - 5475 - Dexter	0.00	\$0.00	\$0.00
Water - 5475 - Free	0.00	\$0.00	\$0.00
Water - 5475 - Hagerman	0.00	\$0.00	\$0.00
Irrigation	0.00	\$0.00	\$0.00
Water - 5475 - Private	3.00	\$45.44	\$136.32
Water - 5475 - Roswell	13.00	\$5.48	\$71.24
	<b>8855.80</b>		<b>\$13,974.96</b>

# Chaves County Road Department - January 2013

## Employee Summary

Employee	Hour	Rate	Multiplier	Total Cost
Acosta, Mauro (07/02/12)	182	\$28.44	1	\$5,176.08
Acosta, Mauro OT	0	\$0.00	1.5	\$0.00
Acosta, Mauro OT	3	\$28.44	1.5	\$127.98
Aguayo, Eugene (10/15/12)	0	\$23.40	1	\$0.00
Aguayo, Eugene OT	0	\$0.00	1.5	\$0.00
Allensworth, Terry (07/02/12)	180	\$40.93	1	\$7,367.40
Bensinger, Kenny (01/07/13)	180	\$31.55	1	\$5,679.00
Bensinger, Kenny OT	0	\$0.00	1.5	\$0.00
Burrell, Jammie (08/06/12)	173.25	\$23.40	1	\$4,054.05
Burrell, Jammie OT	0	\$0.00	1.5	\$0.00
Campbell, Justin (01/07/13)	167	\$32.54	1	\$5,434.18
Campbell, Justin OT	0	\$0.00	1.5	\$0.00
Carpenter, Edgar (07/02/12)	161	\$25.77	1	\$4,148.97
Carpenter, Edgar OT	0	\$0.00	1.5	\$0.00
Castro, Stephen (09/25/12)	70	\$21.18	1	\$1,482.60
Castro, Stephen OT	0	\$0.00	1.5	\$0.00
Clemenza, Joe (08/06/12)	180	\$25.62	1	\$4,611.60
Clemenza, Joe OT	0	\$0.00	1.5	\$0.00
Coupland, Dan (07/02/12)	170	\$32.20	1	\$5,474.00
Coupland, Dan OT	0	\$0.00	1.5	\$0.00
Cox, Daniel (10/08/12)	168	\$25.58	1	\$4,297.44
Cox, Daniel OT	0	\$0.00	1.5	\$0.00
Cox, Gerald (07/02/12)	176.75	\$30.31	1	\$5,357.29
Cox, Gerald OT	0	\$0.00	1.5	\$0.00
Cullins, Jacob (07/02/12)	140	\$28.08	1	\$3,931.20
Cullins, Jacob OT	0	\$0.00	1.5	\$0.00
Davis, Robert (09/24/12)	180	\$22.72	1	\$4,089.60
Davis, Robert OT	0	\$0.00	1.5	\$0.00
Dupree, Clinton (07/02/12)	161.75	\$26.88	1	\$4,347.84
Dupree, Clinton OT	0	\$0.00	1.5	\$0.00
Freeland, Larry (01/07/13)	178	\$29.42	1	\$5,236.76
Freeland, Larry OT	0	\$0.00	1.5	\$0.00
Goodwin, Dennis (07/02/12)	174	\$19.87	1	\$3,457.38
Goodwin, Dennis OT	0	\$0.00	1.5	\$0.00
Granados, Gilbert (07/02/12)	161.5	\$31.98	1	\$5,164.77
Granados, Gilbert OT	0	\$0.00	1.5	\$0.00
Gray, Newell (07/02/12)	140	\$34.79	1	\$4,870.60
Green, Arthur (07/02/12)	180	\$25.44	1	\$4,579.20
Green, Arthur OT	0	\$0.00	1.5	\$0.00
Guilez, Jose (09/11/12)	140.75	\$8.00	1	\$1,126.00
Guilez, Jose OT	0	\$0.00	1.5	\$0.00
Gurule, Angelo (07/02/12)	180	\$29.31	1	\$5,275.80
Hernandez, Steve (01/07/13)	170	\$28.61	1	\$4,863.70
Hernandez, Steve OT	0	\$0.00	1.5	\$0.00
Hickman, Jim (06/27/11)	160	\$36.51	1	\$5,841.60
Hodge, Wesley (01/07/13)	153.25	\$28.96	1	\$4,438.12
Hodge, Wesley OT	0	\$0.00	1.5	\$0.00
Hollon, Elly (01/02/13)	72	\$28.84	1	\$2,076.48
Hollon, Elly OT	0	\$0.00	1.5	\$0.00
Irvin, Jay (07/02/12)	171	\$28.80	1	\$4,924.80
Irvin, Jay OT	0	\$0.00	1.5	\$0.00
Lopez, Jose (01/07/13)	170	\$22.58	1	\$3,838.60
Lopez, Jose OT	0	\$0.00	1.5	\$0.00
Luck, William (07/02/12)	177	\$29.58	1	\$5,235.66
Luck, William OT	0	\$0.00	1.5	\$0.00
Mahy, Angela (01/07/13)	152.25	\$32.05	1	\$4,879.61
Mahy, Angela OT	0	\$0.00	1.5	\$0.00
Medina, Manuel (06/27/11)	20	\$34.10	1	\$682.00
Medina, Manuel OT	0	\$0.00	1.5	\$0.00
Montez, Lee (10/15/12)	180	\$23.40	1	\$4,212.00
Montez, Lee OT	0	\$0.00	1.5	\$0.00
Montoya, Melvin (06/27/11)	180	\$37.30	1	\$6,714.00
Moore, Zackery (08/13/12)	130	\$23.40	1	\$3,042.00
Moore, Zackery OT	0	\$0.00	1.5	\$0.00
Morales, Raul (07/02/12)	178.25	\$30.23	1	\$5,388.50
Morales, Raul OT	0	\$0.00	1.5	\$0.00
Murillo, Alfredo (07/02/12)	138.5	\$32.13	1	\$4,450.01
Murillo, Alfredo OT	0	\$0.00	1.5	\$0.00
Ortega, James (07/02/12)	0	\$0.00	1	\$0.00
Ortega, James OT	0	\$0.00	1.5	\$0.00
Rabb, George (07/02/12)	173.5	\$29.88	1	\$5,184.18
Rabb, George OT	0	\$0.00	1.5	\$0.00

# Chaves County Road Department - January 2013

## Employee Summary

Employee	Hour	Rate	Multiplier	Total Cost
Roberts, Dale (06/27/11)	170	\$32.59	1	\$5,540.30
Roberts, Dale OT	0	\$0.00	1.5	\$0.00
Romero, Raymond (01/07/13)	169.5	\$24.82	1	\$4,206.99
Romero, Raymond OT	0	\$0.00	1.5	\$0.00
Smith, Jack (07/02/12)	180	\$27.59	1	\$4,966.20
Smith, Jack OT	0	\$0.00	1.5	\$0.00
Snipes, William (06/27/11)	146	\$32.59	1	\$4,758.14
Snipes, William OT	0	\$0.00	1	\$0.00
Snipes, William OT	0	\$0.00	1.5	\$0.00
Sorensen, Stephen (07/02/12)	136.5	\$33.47	1	\$4,568.66
Sorensen, Stephen OT	0	\$0.00	1.5	\$0.00
Valencia, Gilberto (01/07/13)	160	\$30.93	1	\$4,948.80
Valencia, Gilberto OT	0	\$0.00	1.5	\$0.00
Wafful, Timothy (01/21/13)	80	\$0.00	1	\$0.00
Wafful, Timothy OT	0	\$0.00	1.5	\$0.00
West, Joe (07/02/12)	180	\$30.93	1	\$5,567.40
West, Joe OT	0	\$0.00	1.5	\$0.00
	<b>6894.75</b>			<b>\$195,617.48</b>

## Equipment Summary

Equipment	Amount	Unit Cost	Total Cost
Unit 001 (2011)	115.00	\$35.50	\$4,082.50
Unit 002 (2011)	122.40	\$35.50	\$4,345.20
Unit 003 (2011)	105.00	\$35.50	\$3,727.50
Unit 004 (2011)	117.00	\$35.50	\$4,153.50
Unit 005 (2011)	83.00	\$35.50	\$2,946.50
Unit 006 (2013)	25.00	\$35.50	\$887.50
Unit 008 (2011)	102.00	\$35.50	\$3,621.00
Unit 009 (2011)	89.00	\$35.50	\$3,159.50
Unit 010 (2011)	37.00	\$35.50	\$1,313.50
Unit 011 (2011)	77.00	\$35.50	\$2,733.50
Unit 012 (2013)	58.00	\$35.50	\$2,059.00
Unit 013 (2011)	0.00	\$0.00	\$0.00
Unit 014 (2011)	29.00	\$35.50	\$1,029.50
Unit 015 (2011)	1.40	\$51.30	\$71.82
Unit 015 (2011)	0.00	\$52.00	\$0.00
Unit 016 (2011)	58.00	\$52.00	\$3,016.00
Unit 017 (2011)	59.50	\$202.00	\$12,019.00
Unit 018 (2011)	10.10	\$57.90	\$584.79
Unit 020 (2011)	2.00	\$51.30	\$102.60
Unit 020 (2011)	32.00	\$52.00	\$1,664.00
Unit 023 (2011)	0.00	\$33.00	\$0.00
Unit 023 (2011)	9.00	\$39.60	\$356.40
Unit 024 (2011)	0.00	\$39.60	\$0.00
Unit 025 (2012)	0.00	\$20.00	\$0.00
Unit 026 (2011)	0.00	\$20.00	\$0.00
Unit 029 (2011)	0.00	\$32.50	\$0.00
Unit 030 (2011)	13.00	\$52.00	\$676.00
Unit 041 (2011)	1.00	\$22.10	\$22.10
Unit 042 (2011)	0.00	\$9.90	\$0.00
Unit 043 (2011)	0.00	\$9.90	\$0.00
Unit 044 (2011)	19.00	\$22.10	\$419.90
Unit 045 (2011)	0.00	\$22.10	\$0.00
Unit 047 (2011)	0.00	\$22.10	\$0.00
Unit 049 (2011)	37.00	\$39.60	\$1,465.20
Unit 050 (2011)	1.00	\$5.00	\$5.00
Unit 051 (2011)	0.00	\$15.00	\$0.00
Unit 052 (2011)	19.00	\$9.90	\$188.10
Unit 054 (2011)	5.00	\$26.20	\$131.00
Unit 100 (2011)	180.00	\$5.75	\$1,035.00
Unit 102 (2011)	180.00	\$5.10	\$918.00
Unit 103 (2013)	160.00	\$8.00	\$1,280.00
Unit 104 (2011)	140.00	\$5.10	\$714.00
Unit 105 (2011)	180.00	\$7.70	\$1,386.00
Unit 106 (2011)	36.00	\$5.75	\$207.00
Unit 107 (2011)	0.00	\$8.10	\$0.00
Unit 109 (2011)	9.50	\$5.10	\$48.45
Unit 110 (2011)	34.00	\$7.70	\$261.80
Unit 111 (2011)	0.00	\$8.00	\$0.00

## Chaves County Road Department - January 2013 Equipment Summary

Equipment	Amount	Unit Cost	Total Cost
Unit 112 (2011)	0.00	\$5.10	\$0.00
Unit 113 (2011)	29.50	\$7.70	\$227.15
Unit 114 (2011)	37.00	\$5.10	\$188.70
Unit 115 (2011)	0.00	\$5.10	\$0.00
Unit 116 (2011)	34.50	\$5.10	\$175.95
Unit 117 (2011)	85.50	\$6.90	\$589.95
Unit 118 (2011)	0.00	\$5.10	\$0.00
Unit 119 (2011)	0.00	\$7.70	\$0.00
Unit 120 (2011)	0.00	\$8.00	\$0.00
Unit 121 (2011)	17.50	\$6.90	\$120.75
Unit 122 (2011)	54.00	\$6.90	\$372.60
Unit 123 (2011)	0.00	\$12.00	\$0.00
Unit 124 (2011)	3.50	\$5.10	\$17.85
Unit 125 (2013)	0.00	\$8.00	\$0.00
Unit 127 (2011)	21.50	\$5.10	\$109.65
Unit 128 (2011)	0.00	\$5.10	\$0.00
Unit 129 (2011)	151.50	\$8.00	\$1,212.00
Unit 130 (2011)	28.50	\$5.10	\$145.35
Unit 131 (2011)	65.50	\$37.60	\$2,462.80
Unit 132 (2011)	41.50	\$32.50	\$1,348.75
Unit 134 (2011)	72.00	\$22.75	\$1,638.00
Unit 135 (2011)	20.00	\$32.50	\$650.00
Unit 136 (2011)	125.00	\$32.50	\$4,062.50
Unit 137 (2011)	67.25	\$32.50	\$2,185.63
Unit 138 (2011)	142.50	\$32.50	\$4,631.25
Unit 139 (2011)	104.50	\$32.50	\$3,396.25
Unit 140 (2011)	160.50	\$32.50	\$5,216.25
Unit 141 (2011)	0.00	\$17.00	\$0.00
Unit 141A (2011)	0.00	\$17.00	\$0.00
Unit 143 (2011)	155.50	\$17.00	\$2,643.50
Unit 144 (2011)	151.50	\$17.00	\$2,575.50
Unit 145 (2011)	0.00	\$17.00	\$0.00
Unit 146 (2011)	15.00	\$8.70	\$130.50
Unit 146 (2011)	0.00	\$9.00	\$0.00
Unit 148 (2011)	53.50	\$17.00	\$909.50
Unit 149 (2011)	0.00	\$2.00	\$0.00
Unit 149 (2011)	3.00	\$17.00	\$51.00
Unit 150 (2011)	163.00	\$17.00	\$2,771.00
Unit 151 (2011)	49.50	\$17.00	\$841.50
Unit 152 (2011)	93.25	\$17.00	\$1,585.25
Unit 153 (2011)	0.00	\$15.25	\$0.00
Unit 153 (2011)	109.25	\$16.00	\$1,748.00
Unit 155 (2011)	127.50	\$12.00	\$1,530.00
Unit 157 (2011)	146.00	\$37.60	\$5,489.60
Unit 158 (2011)	1.00	\$15.25	\$15.25
Unit 158 (2011)	66.50	\$16.00	\$1,064.00
Unit 159 (2011)	12.50	\$15.25	\$190.63
Unit 159 (2011)	6.00	\$16.00	\$96.00
Unit 160 (2011)	41.50	\$16.00	\$664.00
Unit 161 (2011)	141.00	\$37.60	\$5,301.60
Unit 162 (2011)	0.00	\$16.00	\$0.00
Unit 164 (2011)	18.50	\$37.60	\$695.60
Unit 165 (2011)	0.00	\$16.00	\$0.00
Unit 166 (2011)	0.00	\$37.60	\$0.00
Unit 167 (2011)	0.00	\$2.00	\$0.00
Unit 168 (2011)	9.00	\$2.00	\$18.00
Unit 169 (2011)	118.50	\$9.00	\$1,066.50
Unit 173 (2011)	27.50	\$6.90	\$189.75
Unit 174 (2011)	9.50	\$5.10	\$48.45
Unit 175 (2011)	56.50	\$7.70	\$435.05
Unit 176 (2011)	53.00	\$6.90	\$365.70
Unit 177 (2011)	135.50	\$8.00	\$1,084.00
Unit 178 (2011)	67.00	\$2.50	\$167.50
Unit 180 (2011)	0.00	\$2.00	\$0.00
Unit 181 (2011)	21.00	\$14.00	\$294.00
Unit 182 (2011)	76.00	\$15.25	\$1,159.00
Unit 183 (2011)	147.00	\$37.60	\$5,527.20
Unit 184 (2011)	149.50	\$37.60	\$5,621.20
Unit 185 (2011)	0.00	\$8.00	\$0.00
Unit 186 (2011)	69.50	\$8.00	\$556.00
Unit 187 (2011)	131.00	\$8.00	\$1,048.00
Unit 188 (2011)	72.00	\$6.90	\$496.80
Unit 189 (2011)	81.50	\$17.00	\$1,385.50
Unit 190 (2011)	60.50	\$14.70	\$889.35
Unit 191 (2011)	39.00	\$14.70	\$573.30
	<b>6085.15</b>		<b>\$138,609.96</b>

## Chaves County Road Department Dumpster Report - January 2013

Work Date	Hours Worked	Travel/Moving/ Down	Hours Dumpster Drivers	Trash Loads	Employee Cost	Material Cost	Equipment Cost	Total Cost
01/02/2013	0	1	9.00	5	\$341.00	\$549.99	\$338.40	\$1,229.39
01/02/2013	5.5	3	0.00	0	\$68.00	\$0.00	\$104.34	\$172.34
01/03/2013	7	3	0.00	0	\$234.00	\$0.00	\$89.21	\$323.21
01/03/2013	0	0.5	9.50	5	\$234.00	\$809.86	\$357.20	\$1,401.06
01/04/2013	0	0.5	9.50	5	\$234.00	\$509.67	\$357.20	\$1,100.87
01/04/2013	7.5	2.5	0.00	0	\$341.00	\$0.00	\$123.12	\$464.12
01/05/2013	7	3	0.00	0	\$511.50	\$0.00	\$164.55	\$676.05
01/05/2013	0	0.5	9.50	4	\$234.00	\$579.29	\$357.20	\$1,170.48
01/07/2013	0	1.5	8.50	2	\$341.00	\$234.99	\$319.60	\$895.59
01/07/2013	6.5	3.5	0.00	0	\$211.80	\$0.00	\$351.69	\$563.49
01/08/2013	6.5	3.5	0.00	0	\$211.80	\$0.00	\$223.77	\$435.57
01/08/2013	0	1	9.00	2	\$341.00	\$237.83	\$338.40	\$917.23
01/09/2013	0	0.5	9.50	5	\$234.00	\$577.71	\$357.20	\$1,168.91
01/09/2013	7.5	2.5	0.00	0	\$341.00	\$0.00	\$154.09	\$495.09
01/10/2013	7	3	0.00	0	\$341.00	\$0.00	\$94.88	\$435.88
01/10/2013	0	1	9.00	3	\$234.00	\$346.19	\$338.40	\$918.59
01/11/2013	0	0.5	9.50	4	\$234.00	\$604.17	\$357.20	\$1,195.37
01/11/2013	10	0	0.00	0	\$449.82	\$0.00	\$52.30	\$502.12
01/12/2013	7.5	0	0.00	0	\$361.46	\$0.00	\$271.77	\$633.23
01/12/2013	0	0.5	9.50	5	\$234.00	\$640.71	\$357.20	\$1,231.91
01/14/2013	0	2	8.00	2	\$341.00	\$517.54	\$300.80	\$1,159.34
01/14/2013	6.5	3.5	0.00	0	\$211.80	\$0.00	\$281.97	\$493.77
01/15/2013	6.5	3.5	0.00	0	\$211.80	\$0.00	\$198.59	\$410.39
01/15/2013	0	2.5	7.50	3	\$341.00	\$490.77	\$282.00	\$1,113.77
01/16/2013	0	0.5	9.50	3	\$234.00	\$414.22	\$357.20	\$1,005.42
01/16/2013	6.5	3.5	0.00	0	\$211.80	\$0.00	\$182.64	\$394.44
01/17/2013	6.5	3.5	0.00	0	\$211.80	\$0.00	\$200.72	\$412.52
01/17/2013	0	0.5	9.50	4	\$234.00	\$710.95	\$357.20	\$1,302.15
01/18/2013	0	0.5	9.50	4	\$234.00	\$465.88	\$357.20	\$1,057.08
01/18/2013	10	0	0.00	0	\$413.85	\$0.00	\$161.50	\$575.35
01/19/2013	10	0	0.00	0	\$413.85	\$0.00	\$175.84	\$589.69
01/19/2013	0	0.5	9.50	5	\$234.00	\$542.43	\$357.20	\$1,133.63
01/21/2013	0	2.5	7.50	2	\$341.00	\$330.43	\$282.00	\$953.43
01/21/2013	6.5	3.5	0.00	0	\$211.80	\$0.00	\$291.50	\$503.30
01/22/2013	7	3	0.00	0	\$234.00	\$0.00	\$145.17	\$379.17
01/22/2013	0	2.5	7.50	1	\$341.00	\$144.90	\$289.65	\$775.55
01/23/2013	0	0.5	9.50	6	\$234.00	\$937.12	\$357.20	\$1,528.32
01/23/2013	7	3	0.00	0	\$234.00	\$0.00	\$149.54	\$383.54
01/24/2013	6	4	0.00	0	\$234.00	\$0.00	\$140.80	\$374.80
01/24/2013	0	1	9.00	6	\$234.00	\$739.31	\$338.40	\$1,311.71
01/25/2013	0	0.5	9.50	5	\$234.00	\$534.24	\$357.20	\$1,125.44
01/25/2013	10	0	0.00	0	\$463.95	\$0.00	\$100.65	\$564.60
01/26/2013	9.5	0.5	0.00	0	\$463.95	\$0.00	\$157.85	\$621.80
01/26/2013	0	0.5	9.50	6	\$234.00	\$813.64	\$357.20	\$1,404.84
01/28/2013	0	1	9.00	5	\$341.00	\$490.45	\$338.40	\$1,169.85
01/28/2013	7	3	0.00	0	\$211.80	\$0.00	\$84.95	\$296.75
01/28/2013	1	9	0.00	0	\$325.90	\$0.00	\$47.70	\$373.60
01/29/2013	7	3	0.00	0	\$234.00	\$0.00	\$175.13	\$409.13
01/29/2013	0	1	9.00	3	\$341.00	\$620.55	\$338.40	\$1,299.95
01/30/2013	0	2	8.00	2	\$341.00	\$340.20	\$300.80	\$982.00
01/30/2013	6.5	3.5	0.00	0	\$211.80	\$0.00	\$174.01	\$385.81
01/31/2013	6.5	3.5	0.00	0	\$211.80	\$0.00	\$157.05	\$368.85
01/31/2013	0	1.5	8.50	2	\$234.00	\$261.13	\$319.60	\$814.73
	<b>192</b>	<b>101</b>	<b>233.00</b>	<b>99</b>	<b>\$14,937.28</b>	<b>\$13,444.20</b>	<b>\$13,223.78</b>	<b>\$41,605.26</b>

## Chaves County Road Department Dumpster Report - January 2013

Equipment Summary			
Equipment	Amount	Unit Cost	Total Cost
Unit 023 (2011)	0.00	\$39.60	\$0.00
Unit 024 (2011)	34.30	\$39.60	\$1,358.28
Unit 029 (2011)	87.00	\$32.50	\$2,827.50
Unit 030 (2011)	0.00	\$51.30	\$0.00
Unit 047 (2011)	0.00	\$22.10	\$0.00
Unit 049 (2011)	0.00	\$39.60	\$0.00
Unit 051 (2011)	0.00	\$15.00	\$0.00
Unit 110 (2011)	1.00	\$7.70	\$7.70
Unit 112 (2011)	43.50	\$5.10	\$221.85
Unit 128 (2011)	0.00	\$5.10	\$0.00
Unit 130 (2011)	0.00	\$5.10	\$0.00
Unit 133 (2011)	233.00	\$37.60	\$8,760.80
Unit 154 (2011)	0.00	\$10.00	\$0.00
Unit 171 (2011)	0.00	\$10.00	\$0.00
Unit 172 (2011)	4.00	\$10.00	\$40.00
Unit 174 (2011)	1.50	\$5.10	\$7.65
	<b>404.30</b>		<b>\$13,223.78</b>

### Material Summary

Material	Amount	Unit Cost	Total Cost
Solid Waste - Berrendo/Wiggins (2011)	28.42	\$31.50	\$895.23
Solid Waste - Midway/Cumberland (2011)	45.85	\$31.50	\$1,444.27
Solid Waste - North - Load Pull Charge (2011)	0.00	\$10.50	\$0.00
Solid Waste - North - Passenger Tires (2011)	0.00	\$2.36	\$0.00
Solid Waste - North - Truck Tires (2011)	0.00	\$4.73	\$0.00
Solid Waste - North/Railroad (2011)	251.28	\$31.50	\$7,915.32
Solid Waste - South - Load Pull Charge (2011)	0.00	\$10.50	\$0.00
Solid Waste - South - Passenger Tires (2011)	0.00	\$2.36	\$0.00
Solid Waste - South - Truck Tires (2011)	0.00	\$4.73	\$0.00
Solid Waste - South/Dunken (2011)	0.82	\$31.50	\$25.83
Solid Waste - South/Miller (2011)	100.43	\$31.50	\$3,163.55
	<b>426.80</b>		<b>\$13,444.20</b>

### Employee Summary

Employee	Hour	Rate	Multiplier	Total Cost
Aguayo, Eugene (10/15/12)	160	\$23.40	1	\$3,744.00
Aguayo, Eugene OT	0	\$0.00	1.5	\$0.00
Bensinger, Kenny (01/07/13)	0	\$31.55	1	\$0.00
Bensinger, Kenny OT	0	\$0.00	1.5	\$0.00
Burrell, Jammie (08/06/12)	0	\$23.40	1	\$0.00
Burrell, Jammie OT	0	\$0.00	1.5	\$0.00
Castro, Stephen (09/25/12)	100	\$21.18	1	\$2,118.00
Castro, Stephen OT	0	\$0.00	1.5	\$0.00
Cullins, Jacob (07/02/12)	0	\$28.08	1	\$0.00
Cullins, Jacob OT	0	\$0.00	1.5	\$0.00
Hernandez, Jorge (09/11/12)	8.5	\$8.00	1	\$68.00
Medina, Manuel (06/27/11)	130	\$34.10	1	\$4,433.00
Medina, Manuel OT	0	\$0.00	1.5	\$0.00
Medina, Manuel OT	10	\$34.10	1.5	\$511.50
Moore, Zackery (08/13/12)	50	\$23.40	1	\$1,170.00
Moore, Zackery OT	0	\$0.00	1.5	\$0.00
Murillo, Alfredo (07/02/12)	2	\$32.13	1	\$64.26
Murillo, Alfredo OT	0	\$0.00	1.5	\$0.00
Murillo, Alfredo OT	15.5	\$32.13	1.5	\$747.02
Roberts, Dale (06/27/11)	10	\$32.59	1	\$325.90
Smith, Jack (07/02/12)	0	\$27.59	1	\$0.00
Smith, Jack OT	0	\$0.00	1.5	\$0.00
Smith, Jack OT	20	\$27.59	1.5	\$827.70
Valencia, Gilberto (01/07/13)	0	\$30.93	1	\$0.00
Valencia, Gilberto OT	0	\$0.00	1.5	\$0.00
Valencia, Gilberto OT	20	\$30.93	1.5	\$927.90
	<b>526</b>			<b>\$14,937.28</b>

**Chaves County Road Department - Time Out for January 2013  
(Absent/Vacation/Sick/Holiday)**

Work Date	Hours Absent	Employee Cost
01/01/2013	430	\$12,198.60
01/02/2013	51	\$1,348.18
01/03/2013	71.5	\$1,882.32
01/07/2013	11.5	\$48.81
01/08/2013	25	\$472.80
01/09/2013	20	\$319.80
01/10/2013	18.5	\$261.23
01/14/2013	65	\$1,698.13
01/15/2013	59.5	\$1,594.54
01/16/2013	42.5	\$1,026.60
01/17/2013	52.5	\$1,275.45
01/21/2013	48.25	\$1,127.15
01/22/2013	37.75	\$675.92
01/23/2013	30	\$635.70
01/24/2013	30.25	\$639.74
01/28/2013	22	\$385.66
01/29/2013	36.5	\$787.30
01/30/2013	33.25	\$576.79
01/31/2013	37	\$844.29
	<b>1122</b>	<b>\$27,799.01</b>

Employee Summary				
Employee	Hour	Rate	Multiplier	Total Cost
Acosta, Mauro (07/02/12)	10	\$28.44	1	\$284.40
Aguayo, Eugene (10/15/12)	20	\$23.40	1	\$468.00
Allensworth, Terry (07/02/12)	10	\$40.93	1	\$409.30
Bensinger, Kenny (01/07/13)	10	\$31.55	1	\$315.50
Burrell, Jammie (08/06/12)	16.75	\$23.40	1	\$391.95
Campbell, Justin (01/07/13)	23	\$32.54	1	\$748.42
Carpenter, Edgar (07/02/12)	29.5	\$25.77	1	\$760.22
Castro, Stephen (09/25/12)	20	\$21.18	1	\$423.60
Clemenza, Joe (08/06/12)	10	\$25.62	1	\$256.20
Coupland, Dan (07/02/12)	10	\$32.20	1	\$322.00
Cox, Daniel (10/08/12)	30	\$25.58	1	\$767.40
Cox, Gerald (07/02/12)	13.25	\$30.31	1	\$401.61
Cullins, Jacob (07/02/12)	60	\$28.08	1	\$1,684.80
Davis, Robert (09/24/12)	10	\$22.72	1	\$227.20
Dupree, Clinton (07/02/12)	18.25	\$26.88	1	\$490.56
Freeland, Larry (01/07/13)	12	\$29.42	1	\$353.04
Goodwin, Dennis (07/02/12)	16	\$19.87	1	\$317.92
Granados, Gilbert (07/02/12)	35	\$31.98	1	\$1,119.30
Gray, Newell (07/02/12)	50	\$34.79	1	\$1,739.50
Green, Arthur (07/02/12)	10	\$25.44	1	\$254.40
Gurule, Angelo (07/02/12)	10	\$29.31	1	\$293.10
Hernandez, Steve (01/07/13)	10	\$28.61	1	\$286.10
Hickman, Jim (06/27/11)	30	\$36.51	1	\$1,095.30
Hodge, Wesley (01/07/13)	36.75	\$28.96	1	\$1,064.28
Hollon, Elly (01/02/13)	0	\$28.84	1	\$0.00
Irvin, Jay (07/02/12)	19	\$28.80	1	\$547.20
Lopez, Jose (01/07/13)	20	\$22.58	1	\$451.60
Luck, William (07/02/12)	13	\$29.58	1	\$384.54

**Chaves County Road Department - Time Out for January 2013  
(Absent/Vacation/Sick/Holiday)**

<b>Employee Summary</b>				
<b>Employee</b>	<b>Hour</b>	<b>Rate</b>	<b>Multiplier</b>	<b>Total Cost</b>
Mahy, Angela (01/07/13)	37.75	\$32.05	1	\$1,209.89
Medina, Manuel (06/27/11)	50	\$34.10	1	\$1,705.00
Montez, Lee (10/15/12)	10	\$23.40	1	\$234.00
Montoya, Melvin (06/27/11)	10	\$37.30	1	\$373.00
Moore, Zackery (08/13/12)	10	\$23.40	1	\$234.00
Morales, Raul (07/02/12)	11.75	\$30.23	1	\$355.20
Murillo, Alfredo (07/02/12)	51.5	\$32.13	1	\$1,654.70
Ortega, James (07/02/12)	190	\$0.00	1	\$0.00
Rabb, George (07/02/12)	16.5	\$29.88	1	\$493.02
Roberts, Dale (06/27/11)	10	\$32.59	1	\$325.90
Romero, Raymond (01/07/13)	20.5	\$24.82	1	\$508.81
Smith, Jack (07/02/12)	14	\$27.59	1	\$386.26
Snipes, William (06/27/11)	44	\$32.59	1	\$1,433.96
Sorensen, Stephen (07/02/12)	53.5	\$33.47	1	\$1,790.65
Valencia, Gilberto (01/07/13)	30	\$30.93	1	\$927.90
Wafful, Timothy (01/21/13)	0	\$0.00	1	\$0.00
West, Joe (07/02/12)	10	\$30.93	1	\$309.30
	<b>1122</b>			<b>\$27,799.01</b>



---

James W. Duffey, Vice Chairman

---

Kyle D. "Smiley" Wooton, Member

---

Robert B. Corn, Member

---

Kim Chesser, Member

ATTEST:

---

Dave Kunko  
County Clerk